








 Gachsaran Polymer Industries Company PIDMCO	<b>Gachsaran Polymer Industries Company</b> <b>HDPE Plant</b>  <b>Electrical Load List</b>		
			 
PO No.: GPIC-PT-MA-PO-000-3029	Document Number: VD-GPIC-MA-3029-3029-0060	Rev. 00	Page 1 of 3

## Electrical Load List

<b>Code1</b>	<input type="checkbox"/> <b>No Comment/ Approved</b> (Applicable Only for "FOR REVIEW" and "For Approval" Documents) No comment and the document are released for Manufacturing.
<b>Code2</b>	<input type="checkbox"/> <b>No Comment/ Approved with Note(s)</b> Vendor/Sub-Contractor shall correct, revise and resubmit the document. The document is released for Manufacturing if changes incorporated.
<b>Code3</b>	<input checked="" type="checkbox"/> <b>Commented</b> Vendor/Sub-Contractor shall correct, revise and resubmit the document by the date specified. The document shall be revised under the Status of "R: Revised Issue". All corrected documents shall be resubmitted before starting the Manufacturing Process.
<b>Code 4</b>	<input type="checkbox"/> <b>Not Accepted (Rejected )</b> Vendor/Sub-Contractor shall re-work / re-design / re-specify the contents of the document according to the comments / reasons for rejection. All corrected documents shall be resubmitted before starting the manufacturing. Vendor/Sub-Contractor shall not proceed with subsequent works of Material Supply or Manufacturing until receiving Code1/Code2 or No Code from PURCHASER. Vendor/Sub-Contractor shall resubmit the document with the same revision within 6 working days after receiving comments.
<b>No code</b>	<input type="checkbox"/> <b>No Code</b> ( Applicable Only for "For Information" Documents and "As Built DWGs") Document has been submitted for PURCHASER's Information (FI). Consistency, completeness and correctness of document content is in Vendor/Sub-Contractor's responsibility.
Above checking results by EIED shall in no way relieve Vendor of any liability, obligation and responsibility out of the purchase order and the mutual agreement in writing.	
 Energy Industries Engineering & Design co.	<b>Date:</b> Sep.28, 2025 <b>Dept.:</b> MA <b>Signature:</b> F.Hamooni

05					
04					
03					
02					
01					
00	2-Sep-25	IFR	A.M	F.T	A.M
<b>Rev.</b>	<b>DATE</b>	<b>PURPOSE OF ISSUE</b>	<b>PREPARED</b>	<b>CHECKED</b>	<b>APPROVED</b>



 		<b>Gachsaran Polymer Industries Company</b> <b>HDPE Plant</b>										 			
		P.o. No.: GPIC-PT-MA-PO-000-3029										Rev.: 00			
		Document Title: ELECTRICAL LOAD LIST										Page: 3 of 3			
ITEM NO.	Tag No.	Description	Rated Power (kW) (3)	Mechanical (Shaft) Power (kW) (2)	Duty (C/I/S) (4)	Source Type	Power	Efficiency	Rated Current	Load Factor (9)	Sync. Speed (rpm) (10)	Absorbed Active Power (kW) (11)	Absorbed Reactive Power (kVAR) (12)	Remark	
1	CM-6101A	MOTOR FOR REFRIGERANT COMPRESSOR A	6000	1089	C						37	3000	1136.7	644.2	
2	CM-6101A-SH	SPACE HEATER FOR MOTOR OF REFRIGERANT COMPRESSOR A	230	-	S						00	-	0.8	0.0	
3	PM-6111A	OIL PUMP MOTOR A FOR REFRIGERANT COMPRESSOR A	400	9.3	C						35	1500	10.3	6.4	
4	PM-6111B	OIL PUMP MOTOR B FOR REFRIGERANT COMPRESSOR B	400	9.3	I	N	0.85	90.6							
5	EH-6101	OIL HEATER FOR REFRIGERANT PACKAGE	400	-	I	N	1	100							
	CM-6101B	MOTOR FOR REFRIGERANT COMPRESSOR B	6000	1089	C	N	0.87	95.8							
6	CM-6101B-SH	SPACE HEATER FOR MOTOR OF REFRIGERANT COMPRESSOR B	230	-	S	N	1	100							
7	UCP-6101	NON-UPS POWER SUPPLY FOR UCP	230	-	C	E	0.95	100	2.75	1.00	-	0.6	0.2		
8	UCP-6101	UPS POWER SUPPLY 1 FOR UCP	110	-	C	V	0.95	100	9.57	1.00	-	1.0	0.3		
9	UCP-6101	UPS POWER SUPPLY 2 FOR UCP	110	-	S	V	0.95	100	9.57	1.00	-	1.0	0.3		

EL:  
discrepancy with data sheet document (1098kW).  
Vendor Reply: Noted.

EL:  
discrepancy with motor data sheet document (15kW).  
Vendor Reply: 11 kW is correct and confirmed.

EL (hint to MA and IN.):  
Mentioned loads are supplied by IN. PDP, it shall be checked by instrument department.  
Vendor Reply: Noted. Please check

**DEFINITIONS & NOTES:**

(4): C: CONTINUOUS I: INTERMITTENT S: STANDBY

(5): N: NORMAL E: EMERGENCY (FROM DIESEL GENERATOR) V: VITAL (FROM UPS)

LOAD FACTOR (9) = (2) / (3)

ABSORBED ACTIVE POWER KW (11) = (2) / (7)

ABSORBED REACTIVE POWER KVAR (12) = (11) \* TAN (ACOS (6) )