



 Gachsaran Polymer Industries Company	Gachsaran Polymer Industries Company HDPE Plant		
	Equipment List for Refrigerator Package		 
P.O. No: GPIC-PT-MA-PO-000-3029	VENDOR DOC. NO.: VD-GPIC-MA-3029-3029-0020	Rev. 01	Page 1 of 3






MA-G0:

I insist to make vendor aware that this document is just for information and **Final confirmation** will be considered after evaluation of each document as Code-2 for each data sheet and drawing.

Equipment List for Refrigerator Package

Code 1	No Comment / Approved (Applicable Only for "For Review" and "For Approval" Documents) No comment and the document are released for Manufacturing.
Code 2	No Comment/ Approved with Note(s) Vendor/Sub- Contractor shall correct, revise and resubmit the document. The document is released for Manufacturing if changes incorporated.
Code 3	Commented Vendor/Sub-Contractor shall correct, revise and resubmit the document by the date specified. The document shall be revised under the Status of "R: Revised Issue". All corrected documents shall be resubmitted before starting the Manufacturing Process.
Code 4	Not Accepted (Rejected) Vendor/Sub-Contractor shall re-work / re-design / re-specify the contents of the document according to the comments / reasons for rejection. All corrected documents shall be resubmitted before starting the manufacturing. Vendor/Sub-Contractor shall not proceed with subsequent works of Material Supply or Manufacturing until receiving Code1/Code2 or No Code from PURCHASER. Vendor/Sub-Contractor shall resubmit the document with the same revision within 6 working days after receiving comments.
No Code	No Code (Only for "For Information" Documents and "As Built DWGs") Document has been submitted for PURCHASER's Information (FI). Consistency, completeness and correctness of document content is in Vendor/Sub-Contractor's responsibility.
	Date: Jun.07 ,2025 Dept.: MA Signature: F.Hamooni
Above checking results by EIED shall in no way relieve Vendor of any liability, obligation and responsibility out of the purchase order and the mutual agreement in writing.	

03					
02					
01	28.05.2025	IFI	N.B	F.T	A.M
00	12.05.2025	IFI	A.M	F.T	A.M
Rev.	Date (DD.MMM.YY)	Purpose OF Issue	Prepared	Checked	Approved

  Gachhsaran Polymer Industries Company PIDMCO	Gachhsaran Polymer Industries Company HDPE Plant		
	Equipment List for Refrigerator Package	 	
P.O. No: GPIC-PT-MA-PO-000-3029	VENDOR DOC. NO.: VD-GPIC-MA-3029-3029-0020	Rev 01	Page 2 of 3

REVISION INDEX

Page \ Rev.	00	01	02	03	04
1	X	X			
2	X	X			
3	X	X			
4					
5					
6					
7					
8					
9					
10					
11					
12					
13					
14					
15					
16					
17					
18					
19					
20					
21					
22					
23					
24					
25					
26					
27					
28					
29					
30					
31					
32					
33					

Page \ Rev.	00	01	02	03	04
34					
35					
36					
37					
38					
39					
40					
41					
42					
43					
44					
45					
46					
47					
48					
49					
50					
51					
52					
53					
54					
55					
56					
57					
58					
59					
60					
61					
62					
63					
64					
65					
66					



**Gachsaran Polymer Industries Company
HDPE Plant**



Equipment List for Refrigerator Package

P.O. No: GPIC-PT-MA-PO-000-3029




VENDOR DOC. NO.: VD-GPIC-MA-3029-3029-0020

Rev
01

Page 3 of 3

EQUIPMENT

ROW	TAG NO.	DESCRIPTION	Q,TY	TECHNICAL DATA	MATERIAL	DESIGN TEMPERATURE (°C)	DESIGN PRESSURE (barg)
1	C-6101 A/B	Screw Compressor	2	Type= Screw Rated Flow= 27463 kg/h DP= 17.64 bar, Outlet Pressure= 20.2 bara BHP= 1098 kW, Power= 1250 kW	Casing= Low Temp Cast Steel (weldable) JIS G5152, SPCL1 Shaft= Cr-Mo Steel Forging JIS G3221, SFCM 930S	-28.89/120	23.8
2	D-6101	Oil Separator	1	OD x T.L T.L = 1371.6 x 3556.1 mm Operating Condition= 77.7 °C , 20.2 bara	Body= SA-516 GR70N	-45/125	25 + F.V
3	D-6102	Liquid Receiver	1	OD x T.L T.L = 914.4 x 7112 mm Operating Condition= 47.63 °C , 19.68 bara	Body= SA-516 GR70N	-45/125	25 + F.V
4	E-6101	Evaporator	1	Tema Type= BKU ID x L= 1168/1553 x 6096 mm, Area Per Shell= 549.6 m ² Heat Duty= 1759.3 kW, Tube No.= 541U	Shell= SA-516 GR70N Tube= SA-334 GR6	Shell= -45/125 Tube= -45/125	Shell= 25 + F.V Tube= 25 + F.V
5	E-6102	Oil Cooler	1	Tema Type= AEU ID x L= 356 x 4387.85 mm, Area Per Shell= 36.9 m ² Heat Duty= 366.2 kW, Tube No.= 69U	Shell= SA-516 GR70N Tube= SA-179	Shell= -29/125 Tube= -29/190	Shell= 28 + F.V Tube= 28
6	E-6103	Economizer	1	Tema Type= BEN ID x L= 381 x 2438.4 mm, Area Per Shell= 25.4 m ² Heat Duty= 394.9 kW, Tube No.= 180	Shell= SA-516 GR70N Tube= SA-334 GR6	Shell= -45/125 Tube= -45/125	Shell= 25 + F.V Tube= 25 + F.V
7	E-6104	Condenser	1	Tema Type= BJM ID x L= 1070 x 6000 mm, Area Per Shell= 557.3 m ² Heat Duty= 2626.9 kW, Tube No.= 1598	Shell= SA-516 GR70N Tube= SA-334 GR6	Shell= -45/120 Tube= -29/190	Shell=25 + F.V Tube= 28
8	EH-6101	Oil Heater	1	ID x SM-SM = 1371.6 x 3332 mm Operating Condition= 77.7 °C , 19 barg Heating Capacity= 9 kW	304 SS	125	25 + F.V
9	F-6101 A/B	Oil Filter	2	Type= Cartridge OD x T.L T.L = 12" x 914.4 mm	Body= ASTM A312 Gr. 304L Element= Fiber / Stainless Steel	-28.9/121.1	28 + F.V
10	F-6102	Ppropylene Filter/Dryer	1	Type= Molecular Sieve OD x T.L T.L = 14" x 1016 mm	Body= SA-516 GR70N Element= Stainless Steel	-45/125	25.5 + F.V
11	P-6101 A/B	Oil Pump	2	Type= Twin Screw Rated Flow= 241 LPM DP= 3.5, Outlet Pressure= 22.6 barg BHP= 5.1 kW, Power= 11 kW	Casing= Spheroidal Graphite Iron JIS G5501, FC300 End Plates= Spheroidal Graphite Iron JIS G5501, FC300	125	28


  Gachsaran Polymer Industries Company شرکت صنایع پتروشیمی گچساران PGPIC PIDMCO	Gachsaran Polymer Industries Company HDPE Plant Equipment List for Refrigerator Package			
	Document Number: VD-GPIC-MA-3029-3029-0020		Rev. 00	Page 1 of 3
PO No.: GPIC-PT-MA-PO-000-3029				

MA-G0:
I insist to make vendor aware that this document is just for information and final confirmation will be considered after evaluation of each document as Code-2 for each data sheet and drawing.

Equipment List for Refrigerator Package

Code1	<input type="checkbox"/> No Comment/ Approved (Applicable Only for "FOR REVIEW" and "For Approval" Documents) No comment and the document are released for Manufacturing.
Code2	<input type="checkbox"/> No Comment/ Approved with Note(s) Vendor/Sub-Contractor shall correct, revise and resubmit the document. The document is released for Manufacturing if changes incorporated.
Code3	<input checked="" type="checkbox"/> Commented Vendor/Sub-Contractor shall correct, revise and resubmit the document by the date specified. The document shall be revised under the Status of "R: Revised Issue". All corrected documents shall be resubmitted before starting the Manufacturing Process.
Code 4	<input type="checkbox"/> Not Accepted (Rejected) Vendor/Sub-Contractor shall re-work / re-design / re-specify the contents of the document according to the comments / reasons for rejection. All corrected documents shall be resubmitted before starting the manufacturing. Vendor/Sub-Contractor shall not proceed with subsequent works of Material Supply or Manufacturing until receiving Code1/Code2 or No Code from PURCHASER. Vendor/Sub-Contractor shall resubmit the document with the same revision within 6 working days after receiving comments.
No code	<input type="checkbox"/> No Code (Applicable Only for "For Information" Documents and "As Built DWGs") Document has been submitted for PURCHASER's Information (FI). Consistency, completeness and correctness of document content is in Vendor/Sub-Contractor's responsibility.

Above checking results by EIED shall in no way relieve Vendor of any liability, obligation and responsibility out of the purchase order and the mutual agreement in writing.

 Energy Industries Engineering & Design co.	Date: May. 25, 2025 Dept.: MA Signature: F.Hamooni
--	---

00	12-May-25	IFI	A.M	F.T	A.M
Rev.	DATE	PURPOSE OF ISSUE	PREPARED	CHECKED	APPROVED



Gachsan Polymer Industries Company HDPE Plant
Equipment List for Refrigerator Package



PR general comment:
 There are minor discrepancies between the equipment list and data sheets. Please review and correct them to ensure full consistency and accuracy across all documents
 Vendor Reply 28.05.2025: Noted.

MA-01: I think it would be a good idea if you could provide the flow rates (Normal and rated), Design Pressure & Temperature.
 Vendor Reply 28.5.2025: This is MAYEKAWA format always and to avoid more duplicate information, flowrate is not shown. but design pressure and temperature is noted and already has been specified.

EQUIPMENT						
ROW	TAG NO.	DESCRIPTION	Q.TY	TECHNICAL DATA	MATERIAL	DESIGN PRESSURE (barg)
1	C-6101 A/B	Screw Compressor	2	Flow= 27463 kg/h DP= 17.64 bar, Outlet Pressure= 20.2 bara Power= 1250 kW	Casing= Low Temp Cast Steel (weldable) JIS G5152, SPCL1 Shaft= Cr-Mo Steel Forging JIS G3221, SFCM 930S	-28.89/120 23
2	D-6101	Oil Separator	1	OD x T.L T.L = 1371.6 x 3556.1 mm Operating Condition= 77.1 °C, 20.2 bara	516 GR70N	-45/125 25 + F.V
3	D-6102	Liquid Receiver	1	OD x T.L T.L = 914.4 x 7112 mm Operating Condition= 47.62 °C, 19.65 bara	Body= SA-516 GR70N	-45/125 25 + F.V
4	E-6101	Evaporator	1	Tema Type= BKU ID x L= 1168/1553 x 6096 mm, Area Per Shell= 549.6 m ² Heat Duty= 1759.3 kW, Tube No.= 541U	Shell= SA-516 GR70N Tube= SA-334 GR6	Shell= -45/125 Tube= -45/125 Shell= 25 + F.V Tube= 25 + F.V
5	E-6102	Oil Cooler	1	Tema Type= AEU ID x L= 356 x 4387.85 mm, Area Per Shell= 36.9 m ² Heat Duty= 366.2 kW, Tube No.= 69U	Shell= SA-516 GR70N Tube= SA-179	Shell= -29/125 Tube= -29/190 Shell= 28 + F.V Tube= 28
6	E-6103	Economizer	1	Tema Type= BEN ID x L= 381 x 2438.4 mm, Area Per Shell= 25.4 m ² Heat Duty= 394.9 kW, Tube No.= 180	Shell= SA-516 GR70N Tube= SA-334 GR6	Shell= -45/125 Tube= -45/125 Shell= 25 + F.V Tube= 25 + F.V
7	E-6104	Condenser	1	Tema Type= BJM ID x L= 1070 x 6000 mm, Area Per Shell= 557.3 m ² Heat Duty= 2626.9 kW, Tube No.= 1598	Shell= SA-516 GR70N Tube= SA-334 GR6	Shell= -45/120 Tube= -29/190 Shell= 25 + F.V Tube= 28
8	EH-6101	Oil Heater	1	ID x SM-SM = 1371.6 x 3332 mm Operating Condition= 77.7 °C, 19 barg Heating Capacity= 9 kW	304 SS	125 25 + F.V
9	F-6101 A/B	Oil Filter	2	Type= Cartridge OD x T.L T.L = 12" x 914.4 mm	Body= ASTM A312 Gr. 304L Element= Fiber / Stainless Steel	-28.9/121.1 28 + F.V
10	F-6102	Ppropylene Filter/Dryer	1	Type= Molecular Sieve OD x T.L T.L = 14" x 1016 mm	Body= SA-516 GR70N Element= Stainless Steel	-45/125 25.5 + F.V
11	P-6101 A/B	Oil Pump	2	Type= Twin Screw Rated Flow= 241 LPM DP= 3.5, Outlet Pressure= 22.6 barg BHP= 5.1 kW, Power= 11 kW	Casing= Spheroidal Graphite Iron JIS G5501, FC300 End Plates= Spheroidal Graphite Iron JIS G5501, FC300	125 28