

	<b>LIDCO, Pars SEE Zone, Assaluyeh, Integrated Methanol and Ammonia Plant 3000 MTPD MeOH / 900 MTPD NH3 PROJECT</b>						
	<b>Inter / After Cooler Data Sheet</b>						
	Document No. 17735-11B						Page
	Project No.	Vendor Doc.	P.O. No.	Department	Document Type	Serial No	Revision
N278	VD	6019	ME	DS	0012	04	Page 1 of 3

**Airpack B.V. - Air Compressor –  
Integrated Methanol and Ammonia Plant  
17735-COM Inter / After Cooler Data Sheet (K020)**

04	01-07-2024	Issued for Approval	S.K.	S.K.	J.J.
03	20-06-2024	Issued for Approval	S.K.	S.K.	J.J.
02	12-06-2024	Issued for Approval	S.K.	S.K.	J.J.
01	03-04-2024	Issued for Approval	S.K.	S.K.	J.J.
<b>REV.</b>	<b>DATE</b>	<b>DESCRIPTION</b>	<b>DRAWN</b>	<b>CHECKED</b>	<b>APPROVED</b>

This document has been produced by Contractor for LIDCO. It is confidential and cannot be disclosed to or used by any third party for any purpose without prior written consent.

Inter / After Cooler Data Sheet




Document No. 17735-11B

Page

Project No.	Vendor Doc.	P.O. No.	Department	Document Type	Serial No	Revision	Page
N278	VD	6019	ME	DS	0012	04	Page 2 of 3

LIST OF REVISED PAGES

Rev. Page	01	02	03	04	05	Rev. Page	01	02	03	04	05	Rev. Page	01	02	03	04	05	Rev. Page	01	02	03	04	05
1	X	X	X	X		26						51						76					
2	X	X	X	X		27						52						77					
3	X	X	X	X		28						53						78					
4						29						54						79					
5						30						55						80					
6						31						56						81					
7						32						57						82					
8						33						58						83					
9						34						59						84					
10						35						60						85					
11						36						61						86					
12						37						62						87					
13						38						63						88					
14						39						64						89					
15						40						65						90					
16						41						66						91					
17						42						67						92					
18						43						68						ATTACHMENT					
19						44						69						1					
20						45						70						2					
21						46						71						3					
22						47						72						4					
23						48						73						5					
24						49						74						6					
25						50						75						7					

VENDOR		<b>Inter- after cooler data sheet</b>		P.O. No.		LIDCO-PO-NEC-278-6019	
				Document No.		17735-11B	
				Sheet No.		3	
				Rev.No		Rev.04	
CONTRACTOR / END USER		LIDCO, Pars SEE Zone, Assaluyeh, Integrated Methanol and Ammonia Plant 3000 MTPD MeOH / 900 MTPD NH3 PROJECT		Service		Instrument air booster compressor	
 							
<b>INTER COOLER</b>							
<b>SHELL SIDE (HUMID AIR)</b>			<b>TUBE SIDE (WATER)</b>			<b>GENERAL</b>	
3 SHELL OPERATING PRESS.	bar(g)	<b>23,3</b>	TUBE OPERATING PRESS.	bar(g)	<b>4,5</b>	MANUFACTURER	<b>IWS Monje</b>
4 LINE DESIGN PRESS.	bar(g)	<b>30,5</b>	LINE DESIGN PRESS.	bar(g)	<b>7</b>	INLET SIZE	<b>3/4" 600# WNRF</b>
5 SHELL DESIGN PRESS.	bar(g)	<b>-1 TO 39</b>	TUBE DESIGN PRESS.	bar(g)	<b>-1 TO 10</b>	OUTLET SIZE	<b>3/4" 600# WNRF</b>
6 SHELL OPERATING TEMP.	°C	<b>157</b>	TUBE OPERATING TEMP.	°C	<b>46</b>	WATER INLET	<b>G 3/4"</b>
7 LINE DESIGN TEMP.	°C	<b>175</b>	LINE DESIGN TEMP.	°C	<b>75</b>	WATER OUTLER	<b>G 3/4"</b>
8 SHELL DESIGN TEMP.	°C	<b>-10 TO 175</b>	TUBE DESIGN TEMP.	°C	<b>-10 TO 100</b>	CORROSION ALL.	<b>0 mm</b>
9 SHELL DIFF PRESSURE	mbar	<b>1.249</b>	TUBE DIFF PRESSURE	mbar	<b>1,08</b>	DIM. LxWxH	<b>482,4x300x115</b>
10 DISCHARGE TEMP.	°C	<b>60</b>	DISCHARGE TEMP.	°C	<b>46</b>	WEIGHT	<b>15 kg</b>
11 AIR FLOW	Nm3/hr	<b>35</b>	WATER FLOW	m3/hr	<b>0,3</b>	OPERATING WEIGHT	<b>15,8 kg</b>
12 SHELL MATERIAL		<b>TP316 - SA-312</b>	TUBE MATERIAL		<b>TP316L - SA-312</b>	DESIGN CODE	<b>TEMA C, ASME VIII Div. 1</b>
13 TEST PRESSURE	bar(g)	<b>64,35</b>	TEST PRESSURE	bar(g)	<b>15</b>		
14 VOLUME	L	<b>1,7</b>	VOLUME	L	<b>0,8</b>		
<b>AFTER COOLER</b>							
<b>SHELL SIDE (HUMID AIR)</b>			<b>TUBE SIDE (WATER)</b>			<b>GENERAL</b>	
17 SHELL OPERATING PRESS.	bar(g)	<b>30</b>	TUBE OPERATING PRESS.	bar(g)	<b>4,5</b>	MANUFACTURER	<b>IWS Monje</b>
18 LINE DESIGN PRESS.	bar(g)	<b>39</b>	LINE DESIGN PRESS.	bar(g)	<b>7</b>	INLET SIZE	<b>3/4" 600# WNRF</b>
19 SHELL DESIGN PRESS.	bar(g)	<b>-1 TO 39</b>	TUBE DESIGN PRESS.	bar(g)	<b>-1 TO 10</b>	OUTLET SIZE	<b>3/4" 600# WNRF</b>
20 SHELL OPERATING TEMP.	°C	<b>116</b>	TUBE OPERATING TEMP.	°C	<b>46</b>	WATER INLET	<b>G 3/4"</b>
21 LINE DESIGN TEMP.	°C	<b>135</b>	LINE DESIGN TEMP.	°C	<b>75</b>	WATER OUTLER	<b>G 3/4"</b>
22 SHELL DESIGN TEMP.	°C	<b>-10 TO 175</b>	TUBE DESIGN TEMP.	°C	<b>-10 TO 100</b>	CORROSION ALL.	<b>0 mm</b>
23 DIFF PRESSURE	mbar	<b>0,9397</b>	TUBE DIFF PRESSURE	mbar	<b>0,3826</b>	DIM. WxHxL	<b>482,4x300x115</b>
24 DISCHARGE TEMP.	°C	<b>60</b>	DISCHARGE TEMP.		<b>46</b>	WEIGHT	<b>15 kg</b>
25 AIR FLOW	Nm3/hr	<b>35</b>	WATER FLOW	m3/hr	<b>0,14</b>	OPERATING WEIGHT	<b>15,8 kg</b>
26 SHELL MATERIAL		<b>TP316 - SA-312</b>	TUBE MATERIAL		<b>TP316L - SA-312</b>	DESIGN CODE	<b>TEMA C, ASME VIII Div. 1</b>
27 TEST PRESSURE	bar(g)	<b>64,35</b>	TEST PRESSURE	bar(g)	<b>15</b>		
28 VOLUME	L	<b>1,7</b>	VOLUME	L	<b>0,8</b>		
<b>NOTES :</b>							