



LIDCO, Pars SEE Zone, Assaluyeh,
Integrated Methanol and Ammonia
Plant 3000 MTPD MeOH / 900 MTPD NH3 PROJECT



Piping & Instrument Diagram

Document No. 17735-03

Project No.	Vendor Doc.	P.O. No.	Department	Document Type	Serial No	Revision	Page
N278	VD	6019	PR	PID	0002	04	Page 1 of 5

**Airpack B.V. - Air Compressor –
Integrated Methanol and Ammonia Plant
17735-COM Piping & Instrument Diagram (K020)**

04	15-12-2023	Issued for Approval	S.K.	J.J.	S.K.
03	06-12-2023	Issued for Approval	S.K.	J.J.	S.K.
02	02-11-2023	Issued for Approval	T.T.	S.K.	J.J.
01	14-09-2023	Issued for Approval	S.K.	J.J.	S.K.
REV.	DATE	DESCRIPTION	DRAWN	CHECKED	APPROVED

This document has been produced by Contractor for LIDCO. It is confidential and cannot be disclosed to or used by any third party for any purpose without prior written consent.

Piping & Instrument Diagram

Document No. 17735-03

Project No.	Vendor Doc.	P.O. No.	Department	Document Type	Serial No	Revision	Page
N278	VD	6019	PR	PID	0002	04	Page 2 of 5























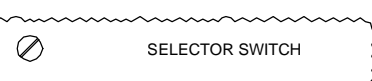
LIST OF REVISED PAGES

Rev. Page	01	02	03	04	05	Rev. Page	01	02	03	04	05	Rev. Page	01	02	03	04	05	Rev. Page	01	02	03	04	05
1	X	X	X	X		26						51						76					
2	X	X	X	X		27						52						77					
3	X	X	X	X		28						53						78					
4	X	X	X	X		29						54						79					
5		X	X	X		30						55						80					
6		X				31						56						81					
7						32						57						82					
8						33						58						83					
9						34						59						84					
10						35						60						85					
11						36						61						86					
12						37						62						87					
13						38						63						88					
14						39						64						89					
15						40						65						90					
16						41						66						91					
17						42						67						92					
18						43						68						ATTACHMENT					
19						44						69						1					
20						45						70						2					
21						46						71						3					
22						47						72						4					
23						48						73						5					
24						49						74						6					
25						50						75						7					




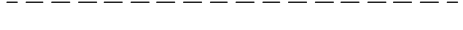







ABBREVIATIONS




CV = CHECK VALVE
 FG = FLOW GAUGE
 FT = FLOW TRANSMITTER
 LPS = LOCAL PUSHBUTTON STATION
 LG = LEVEL GAUGE
 PAH = HIGH PRESSURE ALARM (TRANSMITTER)
 PAHH = HIGH PRESSURE TRIP (TRANSMITTER)
 PAL = LOW PRESSURE ALARM (TRANSMITTER)
 PALL = LOW PRESSURE TRIP (TRANSMITTER)
 PCV = PRESSURE CONTROL VALVE
 PDAH = HIGH PRESSURE DIFFERENTIAL ALARM (TRANSMITTER)
 PDAHH = HIGH PRESSURE DIFFERENTIAL TRIP (TRANSMITTER)
 PDAL = LOW PRESSURE DIFFERENTIAL ALARM (TRANSMITTER)
 PDALL = LOW PRESSURE DIFFERENTIAL TRIP (TRANSMITTER)
 PDG = PRESSURE DIFFERENTIAL GAUGE
 PDIT = PRESSURE DIFFERENTIAL INDICATING TRANSMITTER
 PDT = PRESSURE DIFFERENTIAL TRANSMITTER
 PG = PRESSURE GAUGE
 PIT = PRESSURE INDICATING TRANSMITTER
 PRV = PRESSURE REDUCING VALVE
 PSV = PRESSURE SAFETY VALVE
 PT = PRESSURE TRANSMITTER
 SG = SIGHT GLASS
 XY = SOLENOID VALVE
 TAH = HIGH TEMPERATURE ALARM (TRANSMITTER)
 TAHH = HIGH TEMPERATURE TRIP (TRANSMITTER)
 TAL = LOW TEMPERATURE ALARM (TRANSMITTER)
 TALL = LOW TEMPERATURE TRIP (TRANSMITTER)
 TCV = TEMPERATURE CONTROL VALVE
 TG = TEMPERATURE GAUGE
 TIT = TEMPERATURE INDICATING TRANSMITTER
 TRV = THERMAL RELIEF VALVE
 TT = TEMPERATURE TRANSMITTER
 TW = THERMOWELL
 HE = HEATER
 JB = JUNCTION BOX
 B = BLOWER
 VAH = HIGH VIBRATION ALARM (TRANSMITTER)
 VAHH = HIGH VIBRATION TRIP (TRANSMITTER)
 XI = ANNUNCIATOR (HORN)
 VT = VIBRATION TRANSMITTER
 FIT = FLOW INDICATED TRANSMITTER
 TIC = TEMPERATURE INDICATED CONTROL
 PIC = PRESSURE INDICATED CONTROL

SYMBOLS

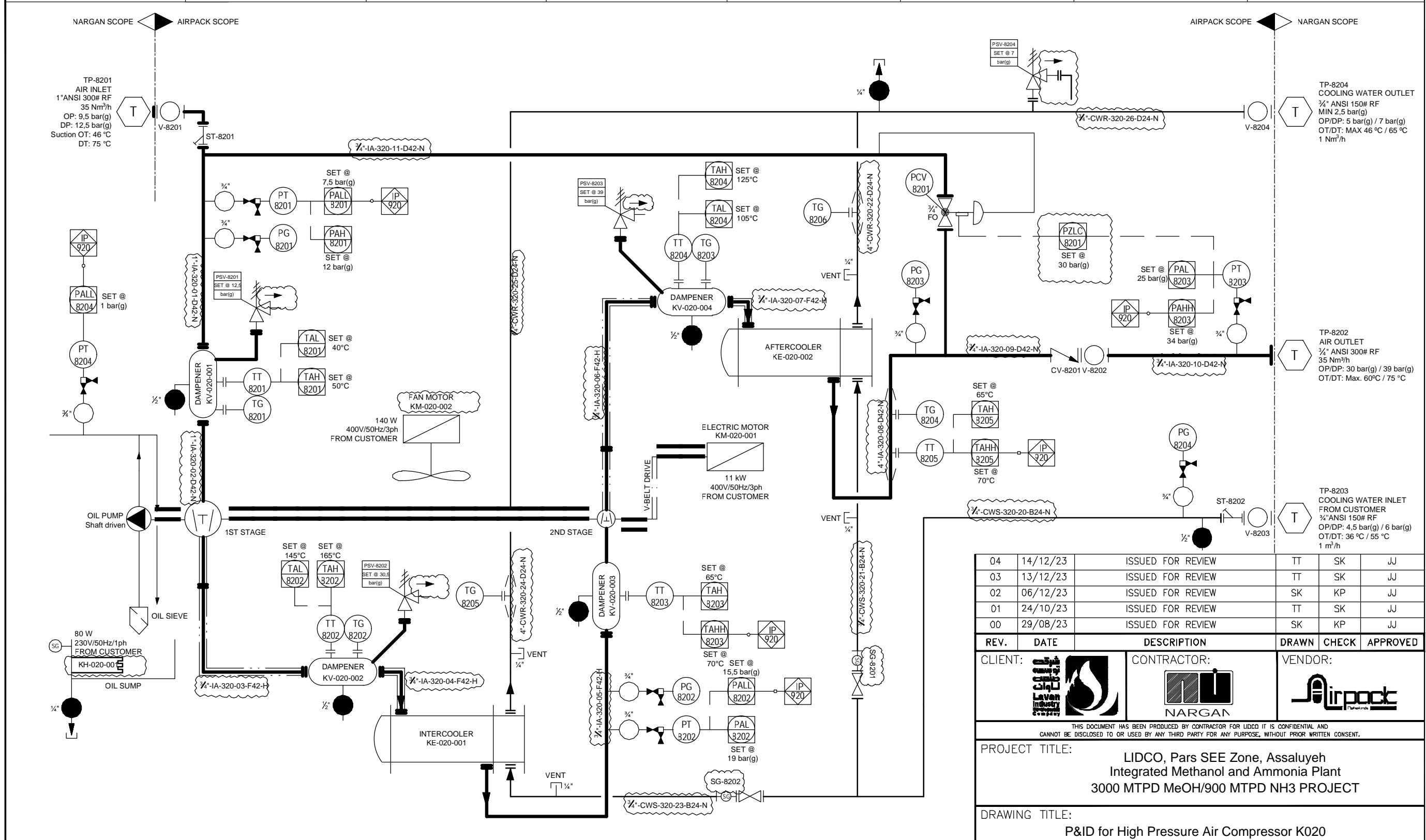
 BALL VALVE
 BLOCK AND BLEED 2-WAY MANIFOLDS
 Y-STRAINER
 PRESSURE SAFETY VALVE
 VENT
 SIGHT GLASS
 COMPRESSOR STAGE
 GATE VALVE
 REDUCER
 PRESSURE CONTROL VALVE
 CHECK VALVE
 SIGNAL
 INSTRUMENT
 OIL SIEVE
 PUMP
 FAN
 OIL HEATER
 VESSEL
 SHELL / TUBE WATER COOLER
 MOTOR
 ELECTRICAL PANEL LIGHT INDICATOR
 ELECTRICAL PANEL PUSH BUTTON
 SELECTOR SWITCH

LINES

 BELT
 SHAFT
 MECHANICAL CONNECTION
 COOLING WATER LINE
 ELECTRICAL LINE
 GAS/AIR LINE
 HEAT TRACING
 OIL LINE
 PURGE AIR
 INSULATION
 SIGNAL

04	14/12/23	ISSUED FOR REVIEW	TT	SK	JJ		
03	13/12/23	ISSUED FOR REVIEW	TT	SK	JJ		
02	06/12/23	ISSUED FOR REVIEW	SK	KP	JJ		
01	24/10/23	ISSUED FOR REVIEW	TT	SK	JJ		
00	29/08/23	ISSUED FOR REVIEW	SK	KP	JJ		
REV.	DATE	DESCRIPTION	DRAWN	CHECK	APPROVED		
CLIENT: 		CONTRACTOR: 	VENDOR: 				
<small>THIS DOCUMENT HAS BEEN PRODUCED BY CONTRACTOR FOR LIDCO IT IS CONFIDENTIAL AND CANNOT BE DISCLOSED TO OR USED BY ANY THIRD PARTY FOR ANY PURPOSE, WITHOUT PRIOR WRITTEN CONSENT.</small>							
PROJECT TITLE: LIDCO, Pars SEE Zone, Assaluyeh Integrated Methanol and Ammonia Plant 3000 MTPD MeOH/900 MTPD NH3 PROJECT							
DRAWING TITLE: P&ID for High Pressure Air Compressor K020							
DOCUMENT No: 17735-03 P&ID				SC.			
				SIZE: A3			
PROJECT No.	VENDOR DOC.	P.O. No.	DEPARTMENT	DOC. TYPE	SERIAL No.	REV.	SHEET No.
N278	VD	6019	PR	PID	0002	04	3 OF 5

COMPRESSOR	MAIN MOTOR	INTERCOOLER	AFTERCOOLER	PULSATION DAMPER INLET	PULSATION DAMPER 1ST STAGE DISCHARGE	PULSATION DAMPER 2ND STAGE SUCTION	PULSATION DAMPER 2ND STAGE DISCHARGE
Tagnumber: K-020 Type: 2-stage oilfree piston Modelnumber: RBV-130 Discharge capacity: 35 Nm ³ /h Operating pressure: 30 bar(g) Speed: 410 rpm	Tagnumber: KM-020 Rated power: 11 kW Speed: 1485 rpm Power supply: 400 V / 50 Hz / 3 ph Ingress protection: IP-55 Hazardous area class: Safe Area	Tagnumber: KE-020-001 Flow air side: 35 Nm ³ /hr Flow water side: 1 Nm ³ /hr OP / DP: 23,3 bar(g) / 30,5 bar(g) OT / DT: 157 °C / 175 °C Design: TEMA C, ASME VIII Div. 1 Material: SS316	Tagnumber: KE-020-002 Flow air side: 35 Nm ³ /hr Flow water side: 1 Nm ³ /hr OP / DP: 30 bar(g) / 39 bar(g) OT / DT: 116 °C / 135 °C Design: TEMA C, ASME VIII Div. 1 Material: SS316	Tagnumber: KV-020-001 Volume: 30 L OP / DP: 9,5 bar(g) / 12,5 bar(g) OT / DT: 46 °C / 75 °C Design: ASME VIII Div. 1 Material: CS	Tagnumber: KV-020-002 Volume: 30 L OP / DP: 23,3 bar(g) / 30,5 bar(g) OT / DT: 157 °C / 175 °C Design: ASME VIII Div. 1 Material: CS	Tagnumber: KV-020-003 Volume: 30 L OP / DP: 22,1 bar(g) / 39 bar(g) OT / DT: 60 °C / 157 °C Design: ASME VIII Div. 1 Material: CS	Tagnumber: KV-020-004 Volume: 30 L OP / DP: 30 bar(g) / 39 bar(g) OT / DT: 116 °C / 135 °C Design: ASME VIII Div. 1 Material: CS



- NOTES
- All instruments have prefix '320'
 - Instrument / control air tubing size: 12mm
 - TT and TG process connection is 3/4" NPT
 - TW process connection is 1 1/2" flange
 - PT and PG process connection is 1/2" NPT
 - Process connection of control valve is 300# flanged ANSI
 - Main process line piping material is SS316
 - Cooling water process line piping material is carbon steel
 - All signals is LIDCO scope and are connected to battery limit

REV.	DATE	DESCRIPTION	DRAWN	CHECK	APPROVED
04	14/12/23	ISSUED FOR REVIEW	TT	SK	JJ
03	13/12/23	ISSUED FOR REVIEW	TT	SK	JJ
02	06/12/23	ISSUED FOR REVIEW	SK	KP	JJ
01	24/10/23	ISSUED FOR REVIEW	TT	SK	JJ
00	29/08/23	ISSUED FOR REVIEW	SK	KP	JJ

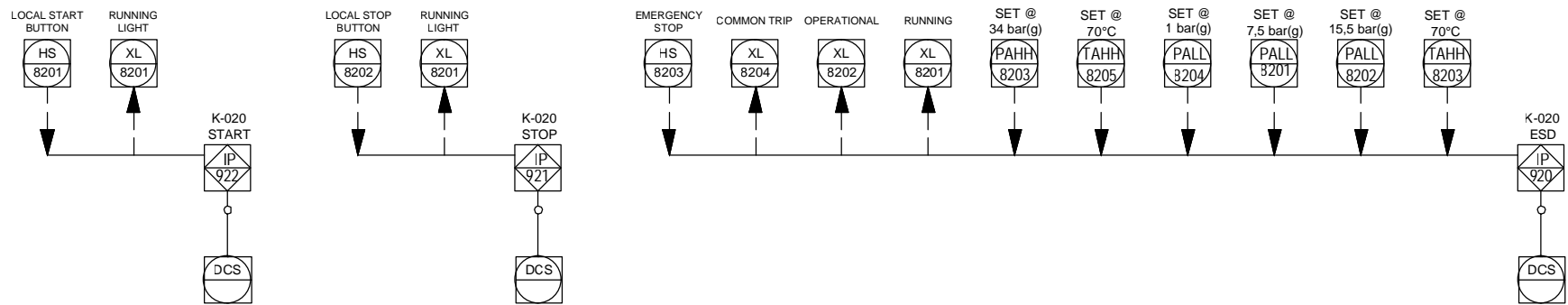
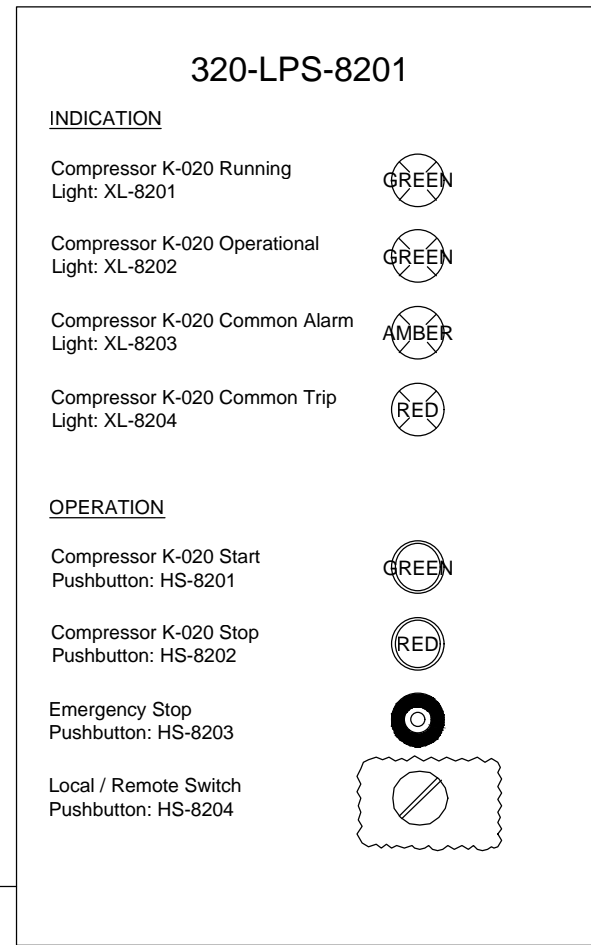
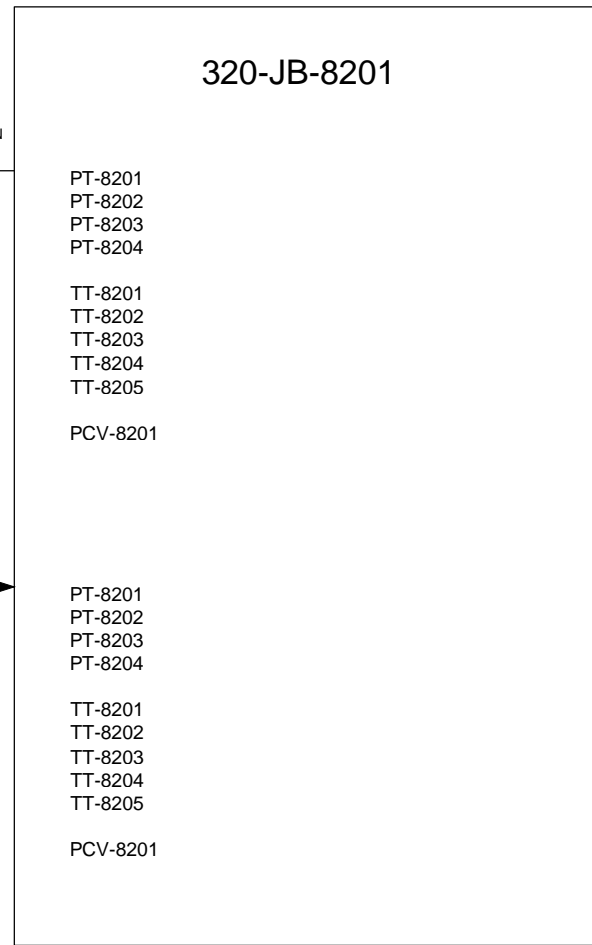
CLIENT:  CONTRACTOR:  VENDOR: 

THIS DOCUMENT HAS BEEN PRODUCED BY CONTRACTOR FOR LIDCO IT IS CONFIDENTIAL AND CANNOT BE DISCLOSED TO OR USED BY ANY THIRD PARTY FOR ANY PURPOSE, WITHOUT PRIOR WRITTEN CONSENT.

PROJECT TITLE: **LIDCO, Pars SEE Zone, Assaluyeh Integrated Methanol and Ammonia Plant 3000 MTPD MeOH/900 MTPD NH3 PROJECT**

DRAWING TITLE: **P&ID for High Pressure Air Compressor K020**

DOCUMENT No: 17735-03 P&ID						SC.
						SIZE: A3
PROJECT No.	VENDOR DOC.	P.O. No.	DEPARTMENT	DOC. TYPE	SERIAL No.	REV.
N278	VD	6019	PR	PID	0002	04
						SHEET No. 4 OF 5



04	14/12/23	ISSUED FOR REVIEW	TT	SK	JJ
03	13/12/23	ISSUED FOR REVIEW	TT	SK	JJ
02	06/12/23	ISSUED FOR REVIEW	SK	KP	JJ
01	24/10/23	ISSUED FOR REVIEW	TT	SK	JJ
00	29/08/23	ISSUED FOR REVIEW	SK	KP	JJ

REV.	DATE	DESCRIPTION	DRAWN	CHECK	APPROVED
CLIENT: 			CONTRACTOR: 		VENDOR: 

THIS DOCUMENT HAS BEEN PRODUCED BY CONTRACTOR FOR LIDCO IT IS CONFIDENTIAL AND CANNOT BE DISCLOSED TO OR USED BY ANY THIRD PARTY FOR ANY PURPOSE, WITHOUT PRIOR WRITTEN CONSENT.

PROJECT TITLE:
LIDCO, Pars SEE Zone, Assaluyeh
Integrated Methanol and Ammonia Plant
3000 MTPD MeOH/900 MTPD NH3 PROJECT

DRAWING TITLE:
P&ID for High Pressure Air Compressor K020

DOCUMENT No: 17735-03 P&ID						SC.
						SIZE: A3
PROJECT No.	VENDOR DOC.	P.O. No.	DEPARTMENT	DOC. TYPE	SERIAL No.	REV.
N278	VD	6019	PR	PID	0002	04
						SHEET No. 5 OF 5

- NOTES**
- All instruments have prefix '320'
 - Package will be DCS controlled (by others)