







OWNER:  شرکت پتروشیمی اوشهر ش.پتروشیمی اوشهر	<b>BUSHEHR PETROCHEMICAL COMPANY MEG PLANT</b>							CONTRACTOR:  Chagalesh-Enerchimi-Steam Joint Venture BUPC-MEG PLANT PROJECT 	
	<b>Vendor Print Index &amp; Schedule(VPIS) For Reciprocating Compressors &amp;NITROGEN GAS BOOSTER</b>							Contract No : 52-98/445	
MC :  شرکت سمت و سوی توسعه ایرانیان	Project	Area	Phase	Unit	Dis.	Doc.	Seq.	Owner Document Number :	
	BU	20	VD	303	DC	DCI	0001	Rev : 01	Page: 1

FOLLOWING DOCUMENTS  
 SHALL BE ADDED:  
 -SIL REPORT  
 -SIL VERIFICATION REPORT  
 -HAZOP REPORT  
 - Bi-Weekly Report





Refer to comments on next pages.  
 Some doc MC/ Client class shall be  
 changed as per attached excel file.

## Vendor Print Index & Schedule(VPIS) For Reciprocating Compressors &NITROGEN GAS BOOSTER

  Chagalesh-Enerchimi-Steam Joint Venture BUPC-MEG PLANT PROJECT		<b>BUSHEHR PETROCHEMICAL COMPANY MEG PLANT</b>	
<b>Document Review</b>			
Issue Purpose:	FA		
Result Code: AP,AN,CM,RE,NC	AN		
Next Status : IFC,IFA,IFI,AFC,AB	AFC		
Responsible Department	MECHANICAL		
Commented Date	Jun.19.2021		
<b>Approval or review hereunder shall not be construed to relieve Vendor / Subcontractor of his responsibilities and liability under the contract.</b>			

01	03-Jun-2021	Issue For approval	MC	KP	JR		
00	18/03/2021	Issue For approval	MC	KP	JR		
<b>Rev.</b>	<b>Date</b>	<b>Purpose of Issue</b>	<b>Prepared</b>	<b>Checked</b>	<b>Approved</b>	<b>AC</b>	
					Class: 1	Phase: P	

Approved with  
 comment

<b>OWNER:</b>  شرکت پتروشیمی بوشهر BUPC	<b>BUSHEHR PETROCHEMICAL COMPANY MEG PLANT</b>							<b>CONTRACTOR :</b>  Chagalesh-Enerchimi-Steam Joint Venture BUPC-MEG PLANT PROJECT	
	<b>Vendor Print Index &amp; Schedule(VPIS) For Reciprocating Compressors&amp;NITROGEN GAS BOOSTER</b>							 Airpack	
<b>MC :</b>  شرکت سمت و سوی توسعه ایرانیان NIPPEC	<b>Project</b>	<b>Area</b>	<b>Phase</b>	<b>Unit</b>	<b>Dis.</b>	<b>Doc.</b>	<b>Seq.</b>	<b>Contract No : 52-98/445</b>	
<b>Owner Document Number :</b>	BU	20	VD	303	DCI	DC	0001	<b>Rev. : 01</b>	<b>Page 2</b>

**Tabulation of Revised Pages**

Page	Revision						Page	Revision						Page	Revision					
	00	01																		
1	*	*																		
2	*	*																		
3	*	*																		
4																				
5																				
6																				
7																				
8																				
9																				
10																				
11																				
12																				
13																				
14																				
15																				
16																				
17																				
18																				
19																				
20																				
21																				
22																				
23																				
24																				
25																				
26																				
27																				
28																				
29																				
30																				
31																				
32																				
33																				
34																				
35																				
36																				

BUSHEHR PETROCHEMICAL COMPANY										GCS		Airpack	
Document Number				Doc. Title				Rev.		Page: 3 of 3			
BU-20-VD-303-DC-DCI-0001				Vendor Print Index & Schedule(VPI) for Reciprocating Compressors&NITROGEN GAS BOOSTER				01					
Vendor Name: Air pack Co				Order Description:				Reciprocating Compressors					
P.O. Number:				Issue Date:				3-Jun-21					
No.	Client Document Number	Vendor Document Number	Discipline	Doc. Class	Document Description	Doc. Class (V/P)	Category Type	1st Issue Date (Sample : 04-Dec-11)	AFC Plan Issue Date (Sample : 04-Dec-11)	Doc Weight%	Remarks		
1	BU-20-VD-303-DC-DCI-0001	BU-20-VD-303-DC-DCI-0001	ME/DC	A4	Vendor Print Index & Schedule(VPI) for Reciprocating Compressors&NITROGEN GAS BOOSTER	1	1	4-Jun-21					
2	BU-20-VD-303-PE-LST-0002	BU-20-VD-303-PE-LST-0002	PE	A4	SUB VENDOR LIST	1	1	11-Jun-21					
3	BU-20-VD-303-PC-SCH-0001	BU-20-VD-303-PC-SCH-0001	PC	A4	TIME SCHEDULE	1	2	MONTHLY					
4	BU-20-VD-303-PC-MPP-0004	BU-20-VD-303-PC-MPP-0004	PC	A4	MONTHLY PROGRESS REPORT	1	2	MONTHLY					
5	BU-20-VD-303-QC-ITP-0005	BU-20-VD-303-QC-ITP-0005	QC	A4	Inspection and Test Plan (ITP) for Reciprocating Compressor-MEG-303	1	1	18-Jun-21					
6	BU-20-VD-303-QC-PRC-0006	BU-20-VD-303-QC-PRC-0006	QC	A4	HYDROSTATIC/PIEZOSTATIC TEST PROCEDURE	1	2	18-Jun-20					
7	BU-20-VD-303-QC-PRC-0007	BU-20-VD-303-QC-PRC-0007	QC	A4	NDE PROCEDURE	1	2	8-Dec-20			INCLUDING WELDING MAP & N.D.T. TABLE LIST		
8	BU-20-VD-303-PE-PRC-0008	BU-20-VD-303-PE-PRC-0008	PE	A4	PACKING, MARKING, SHIPPING AND PRESERVATION PROCEDURE	1	2	30-Jun-21					
9	BU-20-VD-303-QC-PRC-0009	BU-20-VD-303-QC-PRC-0009	QC	A4	COMPRESSOR FAT TEST PROCEDURE	1	1	17-Sep-21					
10	BU-20-VD-303-PR-DCR-0010	BU-20-VD-303-PR-DCR-0010	PI	A4	SURFACE PREPARATION & PAINTING PROCEDURE	1	2	5-Jun-21					
11	BU-20-VD-303-QC-WPP-0011	BU-20-VD-303-QC-WPP-0011	QC	A4	W.P.S & P.C.L.	1	1	15-Jun-20					
12	BU-20-VD-303-MA-MNL-0012	BU-20-VD-303-MA-MNL-0012	ME	A4	INSTALLATION, OPERATION & MAINTENANCE MANUAL	1	2	AFTER FAT					
13	BU-20-VD-303-PR-DWG-0013	BU-20-VD-303-PR-DWG-0013	PR	A3	PI&O FOR NITROGEN GAS BOOSTER	1	1	11-Jun-21					
14	BU-20-VD-303-IN-LST-0014	BU-20-VD-303-IN-LST-0014	IN	A4	UTILITY CONSUMPTION LIST FOR NITROGEN GAS BOOSTER	1	2	25-Jun-21					
15	BU-20-VD-303-IN-DSH-0015	BU-20-VD-303-IN-DSH-0015	IN	A4	CALCULATION & DATA SHEET OF SAFETY VALVE FOR NITROGEN GAS	1	2	16-Jul-21					
16	BU-20-VD-303-ME-CAL-0016	BU-20-VD-303-ME-CAL-0016	ME	A4	AFTER COOLER MECHANICAL STRENGTH CALCULATION FOR	1	2	30-Jul-21					
17	BU-20-VD-303-ME-DSH-0017	BU-20-VD-303-ME-DSH-0017	ME	A4	AFTER COOLER MECHANICAL DATA SHEET FOR NITROGEN GAS BOOSTER	1	2	16-Jul-21					
18	BU-20-VD-303-ME-DWG-0018	BU-20-VD-303-ME-DWG-0018	ME	A3	AFTER COOLER DETAIL DRAWING FOR NITROGEN GAS BOOSTER	1	2	30-Jul-21					
19	BU-20-VD-303-ME-DSH-0019	BU-20-VD-303-ME-DSH-0019	ME	A4	MAIN OIL PUMP MECHANICAL DATA SHEET FOR NITROGEN GAS BOOSTER	1	2	23-Jul-21					
20	BU-20-VD-303-ME-DSH-0020	BU-20-VD-303-ME-DSH-0020	ME	A4	LUBE OIL SYSTEM FILTER MECHANICAL DATA SHEET FOR NITROGEN GAS BOOSTER	1	2	23-Jul-21					
21	BU-20-VD-303-EL-DWG-0021	BU-20-VD-303-EL-DWG-0021	EL	A3	LUBE OIL SYSTEM HEATER DATA SHEET AND DRAWING FOR NITROGEN GAS BOOSTER	1	2	23-Jul-21					
22	BU-20-VD-303-ME-DSH-0022	BU-20-VD-303-ME-DSH-0022	ME	A4	MECHANICAL DATA SHEET FOR NITROGEN GAS BOOSTER	1	2	9-Jul-21					
23	BU-20-VD-303-ME-DWG-0023	BU-20-VD-303-ME-DWG-0023	ME	A3	GENERAL ARRANGEMENT DRAWING FOR NITROGEN GAS BOOSTER	1	1	18-Jun-21					
24	BU-20-VD-303-ME-DWG-0024	BU-20-VD-303-ME-DWG-0024	ME	A3	RECIPROCATING COMPRESSOR DETAIL DRAWING WITH PARTS LIST FOR NITROGEN GAS BOOSTER	1	2	17-Sep-21					
25	BU-20-VD-303-ME-LST-0025	BU-20-VD-303-ME-LST-0025	ME	A4	LUBRICANT LIST AND MATERIAL SAFETY DATA SHEET	1	2	17-Sep-21					
26	BU-20-VD-303-ME-CAL-0026	BU-20-VD-303-ME-CAL-0026	ME	A4	PULSATON DAMPER MECHANICAL STRENGTH CALCULATION FOR NITROGEN GAS BOOSTER	1	2	30-Jul-21					
27	BU-20-VD-303-ME-DSH-0027	BU-20-VD-303-ME-DSH-0027	ME	A4	PULSATON DAMPER MECHANICAL DATA SHEET FOR NITROGEN GAS BOOSTER	1	2	16-Jul-21					
28	BU-20-VD-303-ME-DSH-0028	BU-20-VD-303-ME-DSH-0028	ME	A4	PULSATON DAMPER MECHANICAL DATA SHEET FOR EMERGENCY INSTRUMENT AIR COMPRESSOR	1	2	16-Jul-21					
29	BU-20-VD-303-ME-DWG-0029	BU-20-VD-303-ME-DWG-0029	ME	A3	AIR EQUIPMENT NAME PLATE DRAWING	1	2	30-Jul-21					
30	BU-20-VD-303-PR-DWG-0030	BU-20-VD-303-PR-DWG-0030	PR	A3	PI&O FOR NITROGEN GAS BOOSTER	1	1	WITH G&D					
31	BU-20-VD-303-ME-DSH-0031	BU-20-VD-303-ME-DSH-0031	ME	A4	DATA SHEET & DRAWINGS FOR STRAINERS FOR NITROGEN GAS BOOSTER	1	2	9-Jul-21					
32	BU-20-VD-303-IN-DSH-0032	BU-20-VD-303-IN-DSH-0032	IN	A4	INSTRUMENT INDEX FOR NITROGEN GAS BOOSTER	1	2	9-Jul-21					
33	BU-20-VD-303-IN-DWG-0033	BU-20-VD-303-IN-DWG-0033	IN	A3	INSTRUMENT HOOK UP DRAWING	1	2	2-Jul-21					
34	BU-20-VD-303-IN-LST-0034	BU-20-VD-303-IN-LST-0034	IN	A4	I/O LIST FOR NITROGEN GAS BOOSTER	1	2	9-Jul-21					
35	BU-20-VD-303-IN-DIG-0035	BU-20-VD-303-IN-DIG-0035	IN	A4	LOGIC DIAGRAMS-PROGRAM OF LUP- COMPRESSOR SHUTDOWN LOGIC DRAWING FOR NITROGEN GAS BOOSTER	1	2	9-Jul-21					
36	BU-20-VD-303-IN-DIG-0036	BU-20-VD-303-IN-DIG-0036	IN	A4	LOOP DIAGRAM FOR NITROGEN GAS BOOSTER	1	2	16-Jul-21					
37	BU-20-VD-303-IN-LST-0037	BU-20-VD-303-IN-LST-0037	IN	A4	TRIP & ALARM SETPOINT LIST FOR NITROGEN GAS BOOSTER	1	2	2-Jul-21					
38	BU-20-VD-303-IN-LST-0038	BU-20-VD-303-IN-LST-0038	IN	A4	INSTRUMENT CABLE LIST & SCHEDULE FOR NITROGEN GAS BOOSTER	1	2	25-Jun-21					
39	BU-20-VD-303-IN-DWG-0039	BU-20-VD-303-IN-DWG-0039	IN	A3	LV&CV&PBV GENERAL ARRANGEMENT DRAWING & TERMINAL DETAILS FOR NITROGEN GAS BOOSTER	1	2	2-Jul-21					
40	BU-20-VD-303-IN-DSH-0040	BU-20-VD-303-IN-DSH-0040	IN	A4	INSTRUMENT DATA SHEET FOR NITROGEN GAS BOOSTER	1	2	9-Jul-21					
41	BU-20-VD-303-IN-DSH-0041	BU-20-VD-303-IN-DSH-0041	IN	A4	CALCULATION & DATA SHEET OF CONTROL VALVES / CON-VEP	1	2	9-Jul-21					
42	BU-20-VD-303-PR-LST-0042	BU-20-VD-303-PR-LST-0042	PR	A4	CAUSE & EFFECT CHART LIST FOR NITROGEN GAS BOOSTER	1	2	18-Jun-21			← AND BOM		
43	BU-20-VD-303-IN-DWG-0043	BU-20-VD-303-IN-DWG-0043	IN	A4	LV&CV&PBV WIRING DIAGRAM FOR NITROGEN GAS BOOSTER	1	2	9-Jul-21					
44	BU-20-VD-303-IN-DIG-0044	BU-20-VD-303-IN-DIG-0044	IN	A4	ARCHITECTURE DIAGRAM FOR NITROGEN GAS BOOSTER	1	2	2-Jul-21					
45	BU-20-VD-303-IN-DSH-0045	BU-20-VD-303-IN-DSH-0045	IN	A4	WORKATION DRAWING AND DATA SHEET	1	2	30-Jul-21					
46	BU-20-VD-303-PR-DSH-0046	BU-20-VD-303-PR-DSH-0046	PR	A4	CONTROL PHILOSOPHY FOR NITROGEN GAS BOOSTER	1	2	25-Jun-21					
47	BU-20-VD-303-PR-DCR-0047	BU-20-VD-303-PR-DCR-0047	IN/PR	A4	HAND AND AID STUDY PROCEDURE	1	2	2-Jul-21					
48	BU-20-VD-303-EL-LST-0048	BU-20-VD-303-EL-LST-0048	EL	A4	ELECTRICAL LOAD LIST FOR NITROGEN GAS BOOSTER	1	2	2-Jul-21					
49	BU-20-VD-303-EL-LST-0049	BU-20-VD-303-EL-LST-0049	EL	A4	SINGLE LINE DIAGRAM FOR POWER DISTRIBUTION PANEL FOR	1	2	25-Jun-21			← FOR NITROGEN GAS BOOSTER		
50	BU-20-VD-303-EL-LST-0050	BU-20-VD-303-EL-LST-0050	EL	A4	POWER CABLE SCHEDULE & LIST FOR NITROGEN GAS BOOSTER	1	1	18-Jun-21					
51	BU-20-VD-303-EL-DSH-0051	BU-20-VD-303-EL-DSH-0051	EL	A4	COMPRESSOR MOTOR DATA SHEET FOR NITROGEN GAS BOOSTER	1	2	2-Jul-21					
52	BU-20-VD-303-EL-PUC-0052	BU-20-VD-303-EL-PUC-0052	EL	A4	COMPRESSOR MOTOR CURVE FOR NITROGEN GAS BOOSTER	1	2	2-Jul-21					
53	BU-20-VD-303-EL-DWG-0053	BU-20-VD-303-EL-DWG-0053	EL	A3	COMPRESSOR MOTOR OUTLINE DRAWING & TERMINAL BOX WIRING DIAGRAM FOR NITROGEN GAS BOOSTER	1	2	2-Jul-21					
54	BU-20-VD-303-ME-LST-0054	BU-20-VD-303-ME-LST-0054	ME	A4	TWO YEARS SPARE PART LIST IN SPUR FORMAT	1	1	17-Sep-21					
55	BU-20-VD-303-ME-LST-0055	BU-20-VD-303-ME-LST-0055	ME	A4	COMMISSIONING AND START-UP SPARE PART LIST IN SPUR FORMAT	1	1	17-Sep-21					
56	BU-20-VD-303-ME-LST-0056	BU-20-VD-303-ME-LST-0056	ME	A4	SPECIAL TOOLS LIST	1	2	30-Jul-21					
57	BU-20-VD-303-IN-LST-0057	BU-20-VD-303-IN-LST-0057	IN	A4	MODBUS LIST FOR NITROGEN GAS BOOSTER	1	2	30-Jul-21					
58	BU-20-VD-303-EL-DWG-0058	BU-20-VD-303-EL-DWG-0058	EL	A3	LV DISTRIBUTION PANEL DRAWING FOR NITROGEN GAS BOOSTER	1	2	25-Jun-21					
59	BU-20-VD-303-EL-DWG-0059	BU-20-VD-303-EL-DWG-0059	EL	A3	LV DISTRIBUTION PANEL DRAWING FOR EMERGENCY INSTRUMENT AIR COMPRESSOR	1	2	25-Jun-21					
60	BU-20-VD-303-DC-RXN-0061	BU-20-VD-303-DC-RXN-0061	ME/DC	A4	FINAL DATA BOOK INDEX FOR NITROGEN GAS BOOSTER	1	1	25-Jun-21					
61	BU-20-VD-303-DC-VPP-0062	BU-20-VD-303-DC-VPP-0062	ME/DC	A4	FINAL DATA BOOK FOR NITROGEN GAS BOOSTER	1	1	AFTER FAT					
62	BU-20-VD-303-PR-LST-0063	BU-20-VD-303-PR-LST-0063	PR	A4	TRIP & ALARM LIST	1	2	1-Jul-21					
63	BU-20-VD-303-PR-LST-0064	BU-20-VD-303-PR-LST-0064	PR	A4	PIPING VALVE LIST	1	2	1-Jul-21					
64	BU-20-VD-303-PR-LST-0065	BU-20-VD-303-PR-LST-0065	PR	A4	PI&O FOR EMERGENCY INSTRUMENT AIR COMPRESSOR	1	1	11-Jun-21					
65	BU-20-VD-303-PR-LST-0067	BU-20-VD-303-PR-LST-0067	PR	A4	UTILITY CONSUMPTION LIST FOR EMERGENCY INSTRUMENT AIR COMPRESSOR	1	2	25-Jun-21					
66	BU-20-VD-303-ME-CAL-0068	BU-20-VD-303-ME-CAL-0068	IN	A4	CALCULATION & DATA SHEET OF SAFETY VALVE FOR EMERGENCY INSTRUMENT AIR COMPRESSOR	1	2	16-Jul-21					
67	BU-20-VD-303-ME-CAL-0069	BU-20-VD-303-ME-CAL-0069	ME	A4	AFTER COOLER MECHANICAL STRENGTH CALCULATION FOR	1	2	30-Jul-21					
68	BU-20-VD-303-ME-DSH-0070	BU-20-VD-303-ME-DSH-0070	ME	A4	AFTER COOLER MECHANICAL DATA SHEET FOR EMERGENCY INSTRUMENT AIR COMPRESSOR	1	2	16-Jul-21					
69	BU-20-VD-303-ME-DWG-0071	BU-20-VD-303-ME-DWG-0071	ME	A3	AFTER COOLER DETAIL DRAWING FOR EMERGENCY INSTRUMENT AIR COMPRESSOR	1	2	30-Jul-21					
70	BU-20-VD-303-ME-DSH-0072	BU-20-VD-303-ME-DSH-0072	ME	A4	MAIN OIL PUMP MECHANICAL DATA SHEET FOR EMERGENCY INSTRUMENT AIR COMPRESSOR	1	2	23-Jul-21					
71	BU-20-VD-303-ME-DSH-0073	BU-20-VD-303-ME-DSH-0073	ME	A4	LUBE OIL SYSTEM FILTER MECHANICAL DATA SHEET FOR EMERGENCY INSTRUMENT AIR COMPRESSOR	1	2	23-Jul-21					
72	BU-20-VD-303-EL-DWG-0074	BU-20-VD-303-EL-DWG-0074	EL	A3	LUBE OIL SYSTEM HEATER DATA SHEET AND DRAWING FOR EMERGENCY INSTRUMENT AIR COMPRESSOR	1	2	23-Jul-21					
73	BU-20-VD-303-ME-DSH-0075	BU-20-VD-303-ME-DSH-0075	ME	A4	MECHANICAL DATA SHEET FOR EMERGENCY INSTRUMENT AIR COMPRESSOR	1	1	9-Jul-21					
74	BU-20-VD-303-ME-DWG-0076	BU-20-VD-303-ME-DWG-0076	ME	A3	GENERAL ARRANGEMENT DRAWING FOR EMERGENCY INSTRUMENT AIR COMPRESSOR	1	1	18-Jun-21					
75	BU-20-VD-303-ME-DWG-0077	BU-20-VD-303-ME-DWG-0077	ME	A3	RECIPROCATING COMPRESSOR DETAIL DRAWING WITH PARTS LIST	1	2	30-Jul-21					
76	BU-20-VD-303-ME-CAL-0078	BU-20-VD-303-ME-CAL-0078	ME	A4	PULSATON DAMPER MECHANICAL STRENGTH CALCULATION FOR	1	2	30-Jul-21					
77	BU-20-VD-303-ME-DSH-0082	BU-20-VD-303-ME-DSH-0082	ME	A4	PULSATON DAMPER MECHANICAL DATA SHEET FOR NITROGEN GAS BOOSTER	1	2	16-Jul-21					
78	BU-20-VD-303-ME-DSH-0083	BU-20-VD-303-ME-DSH-0083	ME	A4	PULSATON DAMPER MECHANICAL DATA SHEET FOR EMERGENCY INSTRUMENT AIR COMPRESSOR	1	2	16-Jul-21					
79	BU-20-VD-303-IN-DSH-0084	BU-20-VD-303-IN-DSH-0084	IN	A4	DATA SHEET & DRAWINGS FOR STRAINERS FOR EMERGENCY INSTRUMENT AIR COMPRESSOR	1	2	9-Jul-21					
80	BU-20-VD-303-IN-DSH-0085	BU-20-VD-303-IN-DSH-0085	IN	A4	INSTRUMENT INDEX FOR EMERGENCY INSTRUMENT AIR COMPRESSOR	1	2	25-Jun-21					
81	BU-20-VD-303-IN-LST-0086	BU-20-VD-303-IN-LST-0086	IN	A4	I/O LIST FOR EMERGENCY INSTRUMENT AIR COMPRESSOR	1	2	2-Jul-21					
82	BU-20-VD-303-IN-DWG-0088	BU-20-VD-303-IN-DWG-0088	IN	A4	LOGIC DIAGRAMS-PROGRAM OF LUP- COMPRESSOR SHUTDOWN LOGIC DRAWING FOR EMERGENCY INSTRUMENT AIR	1	2	9-Jul-21					
83	BU-20-VD-303-IN-DWG-0089	BU-20-VD-303-IN-DWG-0089	IN	A4	LOOP DIAGRAM FOR EMERGENCY INSTRUMENT AIR COMPRESSOR	1	2	16-Jul-21					
84	BU-20-VD-303-IN-LST-0087	BU-20-VD-303-IN-LST-0087	IN	A4	TRIP & ALARM SETPOINT LIST FOR EMERGENCY INSTRUMENT AIR COMPRESSOR	1	2	2-Jul-21					
85	BU-20-VD-303-IN-LST-0088	BU-20-VD-303-IN-LST-0088	IN	A4	INSTRUMENT CABLE LIST & SCHEDULE FOR EMERGENCY INSTRUMENT AIR COMPRESSOR	1	2	25-Jun-21					
86	BU-20-VD-303-IN-DWG-0090	BU-20-VD-303-IN-DWG-0090	IN	A3	LV&CV&PBV GENERAL ARRANGEMENT DRAWING & TERMINAL DETAILS FOR EMERGENCY INSTRUMENT AIR COMPRESSOR	1	2	2-Jul-21					
87	BU-20-VD-303-IN-DSH-0090	BU-20-VD-303-IN-DSH-0090	IN	A4	INSTRUMENT DATA SHEET FOR EMERGENCY INSTRUMENT AIR COMPRESSOR	1	2	26-Jun-21					
88	BU-20-VD-303-IN-DSH-0091	BU-20-VD-303-IN-DSH-0091	IN	A4	CALCULATION & DATA SHEET OF CONTROL VALVES / CON-VEP	1	2	9-Jul-21					
89	BU-20-VD-303-PR-LST-0092	BU-20-VD-303-PR-LST-0092	PR	A4	CAUSE & EFFECT CHART LIST FOR EMERGENCY INSTRUMENT AIR COMPRESSOR	1	2	18-Jun-21					
90	BU-20-VD-303-IN-DIG-0093	BU-20-VD-303-IN-DIG-0093	IN/IN	A4	LV&CV&PBV WIRING DIAGRAM FOR EMERGENCY INSTRUMENT AIR COMPRESSOR	1	2	2-Jul-21					
91	BU-20-VD-303-IN-DIG-0094	BU-20-VD-303-IN-DIG-0094	IN/PR	A4	ARCHITECTURE DIAGRAM FOR EMERGENCY INSTRUMENT AIR COMPRESSOR	1	2	2-Jul-21					
92	BU-20-VD-303-EL-DWG-0095	BU-20-VD-303-EL-DWG-0095	EL	A4	CONTROL PHILOSOPHY FOR EMERGENCY INSTRUMENT AIR COMPRESSOR	1	2	25-Jun-21					
93	BU-20-VD-303-EL-LST-0096	BU-20-VD-303-EL-LST-0096	EL	A4	ELECTRICAL LOAD LIST FOR EMERGENCY INSTRUMENT AIR COMPRESSOR	1	2	25-Jun-21					
94	BU-20-VD-303-EL-LST-0097	BU-20-VD-303-EL-LST-0097	EL	A4									