









OWNER:  شرکت سست و سویی توهم ایرانیان (سایه، شایان)	BUSHEHR PETROCHEMICAL COMPANY MEG PLANT						EPC CONTRACTOR:  Chagalesh-Enerchimi-Steam Joint Venture BUPC-MEG PLANT PROJECT		
	<b>ELECTRICAL LOAD LIST FOR          EMERGENCY INSTRUMENT AIR          COMPRESSOR</b>						 Netherlands		
MC :   شرکت سست و سویی توهم ایرانیان (سایه، شایان)	Project	Area	Phase	Unit	Dis.	Doc.	Seq.	Contract No : 52-98/445	
Owner Document Number: 17811-65B	BU	20	VD	303	EL	LST	0096	Rev.:	Page
								01	1 of 3

## ELECTRICAL LOAD LIST FOR EMERGENCY INSTRUMENT AIR COMPRESSOR

 شرکت سست و سویی توهم ایرانیان  شرکت سست و سویی توسعه ایرانیان	 Chagalesh-Enerchimi-Steam Joint Venture BUPC-MEG PLANT PROJECT	BUSHEHR PETROCHEMICAL COMPANY MEG PLANT
<b>Document Review</b>		
Issue Purpose:	IFA	
Result Code: AP,AN,CM,RE,NC	CM	
Next Status : IFC,IFA,IFI,AFC,AB	IFA	
Responsible Department	MECHANICAL	
Commented Date	Oct /11/2021	
<b>Approval or review hereunder shall not be construed to relieve Vendor /          Subcontractor of his responsibilities and liability under the contract.</b>		

Rev.	Date	Purpose of Issue	Prepared	Checked	Approved	AC Code
01	24/09/2021	For approval	KP	PW	JR	
00	13/09/2021	For approval	KP	PW	JR	

Class: 1 Phase: p





# Electrical Load List



- Table boarder to be specified.  
 - Please specify as a note in which document heat dissipation will be specify.

Project : <b>BUSHEHR PETROCHEMICAL COMPANY MEG PLANT</b>																	VENDOR NAME.	Airpack Netherlands BV
																	ITEM NAME.	Instrument Air Compressor Package
																	REV. NO.	01
																	DATE.	24/09/2021
ELECTRICAL LOAD LIST																		
Description	Tag No.	Rated Power	Brake power	speed	voltage	Voltage Variation	Phases	Frequency	Power factor	Efficiency	Protection class	Ex- protection	Duty operation	System	Power factor at starting	Datasheet	Gland	Rev.
Main Compressor motor	20-C-7080-M	15 kW	11 kW	1475	400 VAC	-5% / + 5%	3ph	50Hz	0.81 FL	93.9% FL	IP55	Exdb IIA/B T4	S1	Air compressors	0.20%	VD-303-EL-DSH-0099	TBC	01
Oil heater	20-C-7080-EC	75W	N/A	N/A	230 VAC	-5% / + 5%	1ph	50Hz	N/A	N/A	IP55	Exde IIC T3	Standby	Oil system	N/A	N/A	TBC	01
Unit Control Panel	UCP-C-7080-01	1kW	N/A	N/A	110 VAC	-5% / + 5%	1ph	50Hz	N/A	N/A	IP42	N/A	Normal / standby	Electrical equipment	N/A	N/A	N/A	01
Unit Control Panel	UCP-C-7080-01	1kW	N/A	N/A	110 VAC	-10% / + 10%	1ph	50Hz	N/A	N/A	IP42	N/A	Normal / standby	Electrical equipment	N/A	N/A	N/A	01
Unit Control Panel	UCP-C-7080-01	500W	N/A	N/A	110 VAC	-10% / + 10%	1ph	50Hz	N/A	N/A	IP42	N/A	Normal / standby	Electrical equipment	N/A	N/A	N/A	01
Power Distribution board	PD-C-7080-01	50 kW	N/A	N/A	230 VAC	-10% / + 10%	1ph	50Hz	N/A	N/A	IP42	N/A	S1	Electrical equipment	N/A	N/A	N/A	01
Workstation	N/A	500W	N/A	N/A	230 VAC	-10% / + 10%	1ph	50Hz	N/A	N/A	IP42	N/A	Normal	Electrical equipment	N/A	N/A	N/A	01

IP56

It shall be specified

Please specify this item.  
 It shall be noted that **only one feeder** has been dedicated as follows:  
 Rating Power: 17KW  
 Cable Size: (3C+N) - 50 mm2  
 Gland: EX-IP65 (C2/M40)  
 Vendor shall distribute mentioned feeder according to related requirements.

Please modify note 1 :  
 One UPS 110 VAC feeder for Workstation to be provided by Owner (only 50m ethernet cable in Airpack scope).

Notes:  
 1. One 110 VAC feeder for Workstation to be provided by Owner.  
 2. Totally, Two UPS 110VAC feeders (as redundant) and one Non-UPS 230VAC feeder for UCP-C1002-01 will be provided by Owner.  
 3. Power cable from UCP to OWS will be supplied by client (only 50m ethernet cable in Airpack scope).

Note 3 to be deleted