











OWNER:  شرکت سست و سویی ژوس ایرانیان (سهامی خاص)	BUSHEHR PETROCHEMICAL COMPANY MEG PLANT						EPC CONTRACTOR:  Chagalesh-Enerchimi-Steam Joint Venture BUPC-MEG PLANT PROJECT		
	LV DISTRIBUTION PANEL DRAWING FOR EMERGENCY INSTRUMENT AIR COMPRESSOR						 Netherlands		
MC :  شرکت سست و سویی ژوس ایرانیان (سهامی خاص)	Project	Area	Phase	Unit	Dis.	Doc.	Seq.	Contract No: 52-98/445	
Owner Document Number: 17811-57B	BU	20	VD	303	EL	DWG	0059	Rev.:	Page
								00	1 of 4

LV DISTRIBUTION PANEL DRAWING FOR EMERGENCY INSTRUMENT AIR COMPRESSOR

 شرکت سست و سویی ژوس ایرانیان (سهامی خاص)	 Chagalesh-Enerchimi-Steam Joint Venture BUPC-MEG PLANT PROJECT	BUSHEHR PETROCHEMICAL COMPANY MEG PLANT
Document Review		
Issue Purpose:	IFA	
Result Code: AP,AN,CM,RE,NC	CM	
Next Status : IFC,IFA,IFI,AFC,AB	IFA	
Responsible Department	MECHANICAL	
Commented Date	Nov/08/2021	
Approval or review hereunder shall not be construed to relieve Vendor / Subcontractor of his responsibilities and liability under the contract.		

00	21/10/2021	For approval	HT	RB	KP	
Rev.	Date	Purpose of Issue	Prepared	Checked	Approved	AC Code
					Class: 1	Phase: P

OWNER:  شرکت مست و هی توسعه ایرانین (سهامی خاص)	BUSHEHR PETROCHEMICAL COMPANY MEG PLANT						EPC CONTRACTOR  Chagalesh-Enerchimi-Steam Joint Venture BUPC-MEG PLANT PROJECT		
	LV DISTRIBUTION PANEL DRAWING FOR EMERGENCY INSTRUMENT AIR COMPRESSOR						 Netherlands		
MC :  شرکت مست و هی توسعه ایرانین (سهامی خاص)	Project	Area	Phase	Unit	Dis.	Doc.	Seq.	Contract No: 52-98/445	
Owner Document Number: 17811-57B	BU	20	VD	303	EL	DWG	0059	Rev.:	Page
								00	2 of 4

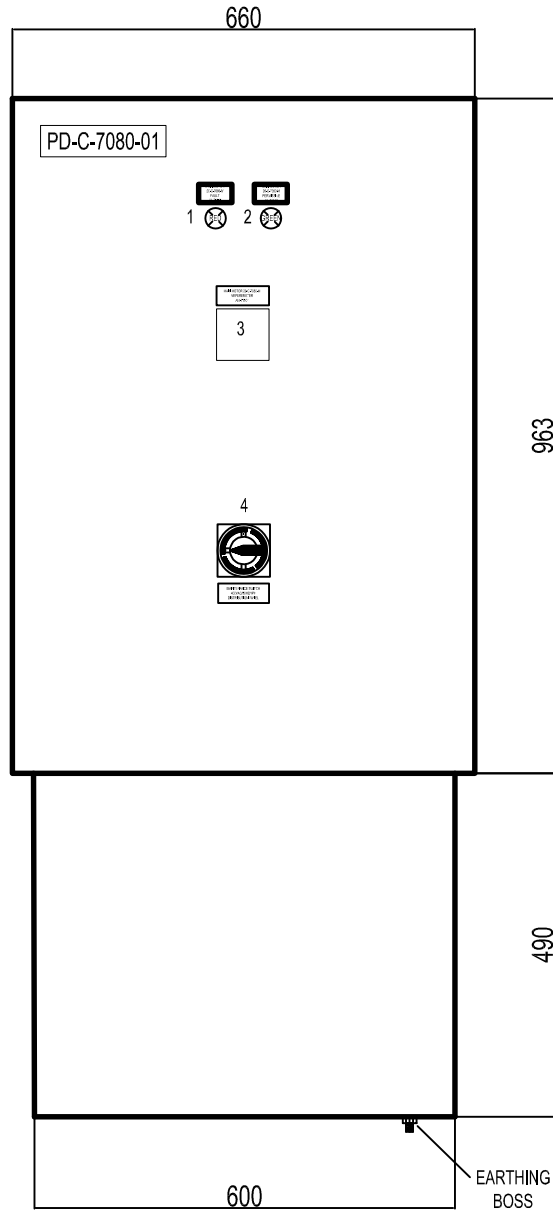
TABULATION OF REVISED PAGES

Page	D00	D01	D02	D03	D04
1.	X				
2.	X				
3.	X				
4.	X				
5.					
6.					
7.					
8.					
9.					
10.					
11.					
12.					
13.					
14.					
15.					
16.					
17.					
18.					
19.					
20.					
21.					
22.					
23.					
24.					
25.					
26.					
27.					
28.					
29.					
30.					
31.					
32.					
33.					
34.					

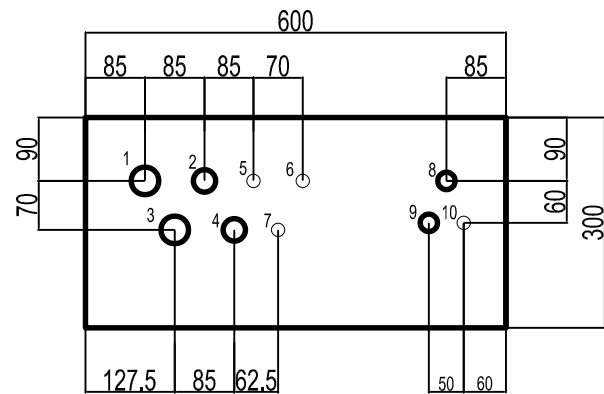
Page	D00	D01	D02	D03	D04
35.					
36.					
37.					
38.					
39.					
40.					
41.					
42.					
43.					
44.					
45.					
46.					
47.					
48.					
49.					
50.					
51.					
52.					
53.					
54.					
55.					
56.					
57.					
58.					
59.					
60.					
61.					
62.					
63.					
64.					
65.					
66.					
67.					

PD-C-7080-01

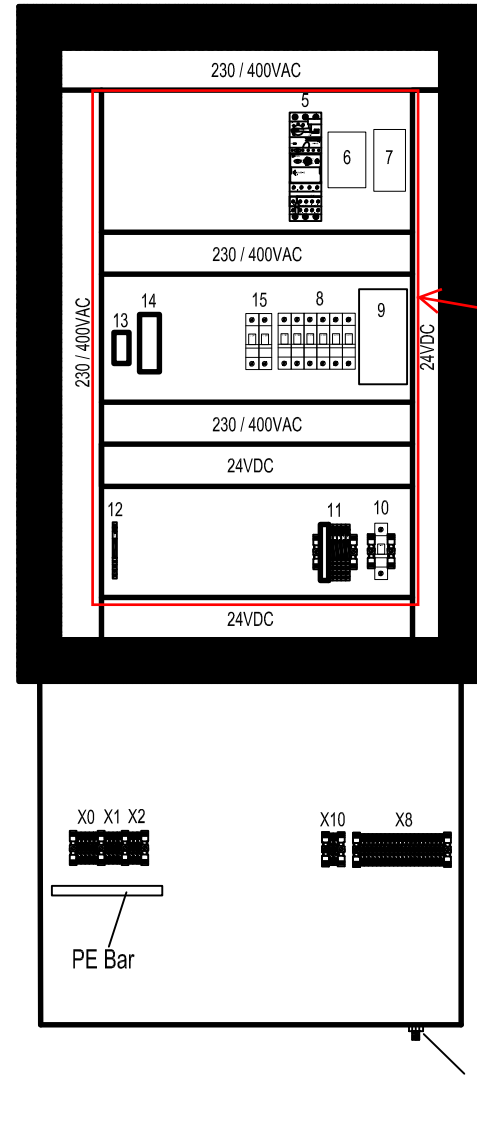
FRONT SIDE (OUTSIDE) VIEW



BOTTOM VIEW

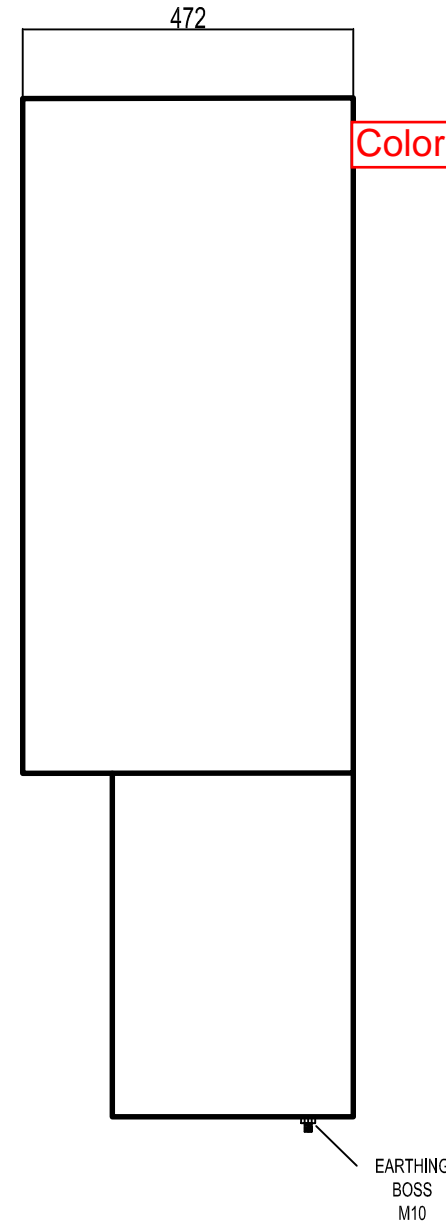


comment:
 1- SLD & schematic diagram shall be added in next revision .
 2- legend for all equipment shall be added.
 3- EU type examination & QAN shall be send.



each equipment shall be clarify?

SIDE (OUTSIDE) VIEW



copper free cast aluminium

Color shall be rechecked.

- GENERAL NOTES
- Panel material: ALUMINIUM
 - Ingress protection: IP-65
 - Panel dimensions: 1453x660x742 mm
 - Area classification: Eex 'd' (RAL 9006) GRAY
 - All spare holes are plugged with certified plugs

REFERENCE DRAWINGS	DWG.No.
xxxxxxx	xxxxxxx

GLAND ENTRY DETAILS

- M20: 3x
- M20: 1x (Breather)
- M25: 2x
- M32: 2x
- M40: 2x

- 1 = Incoming power cable from customer - M40
- 2 = Outgoing power cable main motor - M32
- 3 = Spare plug - M40
- 4 = Spare plug - M32
- 5 = Outgoing power cable oil heater - M20
- 6 = PT100 cable - M20
- 7 = Spare plug - M20
- 8 = Multicore cable to / from UCP - M25
- 9 = Spare plug - M25
- 10 = Breather / Drain - M20

Modify the MC logo



PROJECT: BUSHEHR PETROCHEMICAL COMPANY
MEG PLANT

DRAWING TITLE: 17811-57B

LV DISTRIBUTION PANEL DRAWING FOR EMERGENCY INSTRUMENT AIR COMPRESSOR

CONTRACT NO.	SCALE	SIZE	CLASS	PHASE
52-88/445	XX	A0	1	P

DOCUMENT NO.	PROJECT	AREA	PHASE	MRQ No.	DIS.	DOC.	SEQ.	SHEET	REV. NO.
BU-20-VD-303-EL-000-000	BU-20-VD-303-EL-DWG-0059							2 OF 2	00