











OWNER:  شرکت سست و سویی توهر ایرانیاان (سهامی خاص)	<b>BUSHEHR PETROCHEMICAL COMPANY MEG PLANT</b>						EPC CONTRACTOR:  Chagalesh-Enerchimi-Steam Joint Venture BUPC-MEG PLANT PROJECT		
	<b>P&amp;ID FOR EMERGENCY INSTRUMENT AIR COMPRESSOR</b>						 Netherlands		
MC :  شرکت سست و سویی توهر ایرانیاان (سهامی خاص)	Project	Area	Phase	Unit	Dis.	Doc.	Seq.	Contract No : 52-98/445	
Owner Document Number: <b>17811-03B</b>	<b>BU</b>	<b>20</b>	<b>VD</b>	<b>303</b>	<b>PR</b>	<b>DWG</b>	<b>0066</b>	Rev.:	Page
								02	1 of 4

## P&ID FOR EMERGENCY INSTRUMENT AIR COMPRESSOR

 شرکت سست و سویی توهر ایرانیاان (سهامی خاص)	 Chagalesh-Enerchimi-Steam Joint Venture BUPC-MEG PLANT PROJECT	<b>BUSHEHR PETROCHEMICAL COMPANY MEG PLANT</b>
<b>Document Review</b>		
Issue Purpose:	IFA	
Result Code: AP,AN,CM,RE,NC	AN	
Next Status : IFC,IFA,IFI,AFC,AB	AFC	
Responsible Department	MECHANICAL	
Commented Date	Nov/15/2021	
<b>Approval or review hereunder shall not be construed to relieve Vendor / Subcontractor of his responsibilities and liability under the contract.</b>		

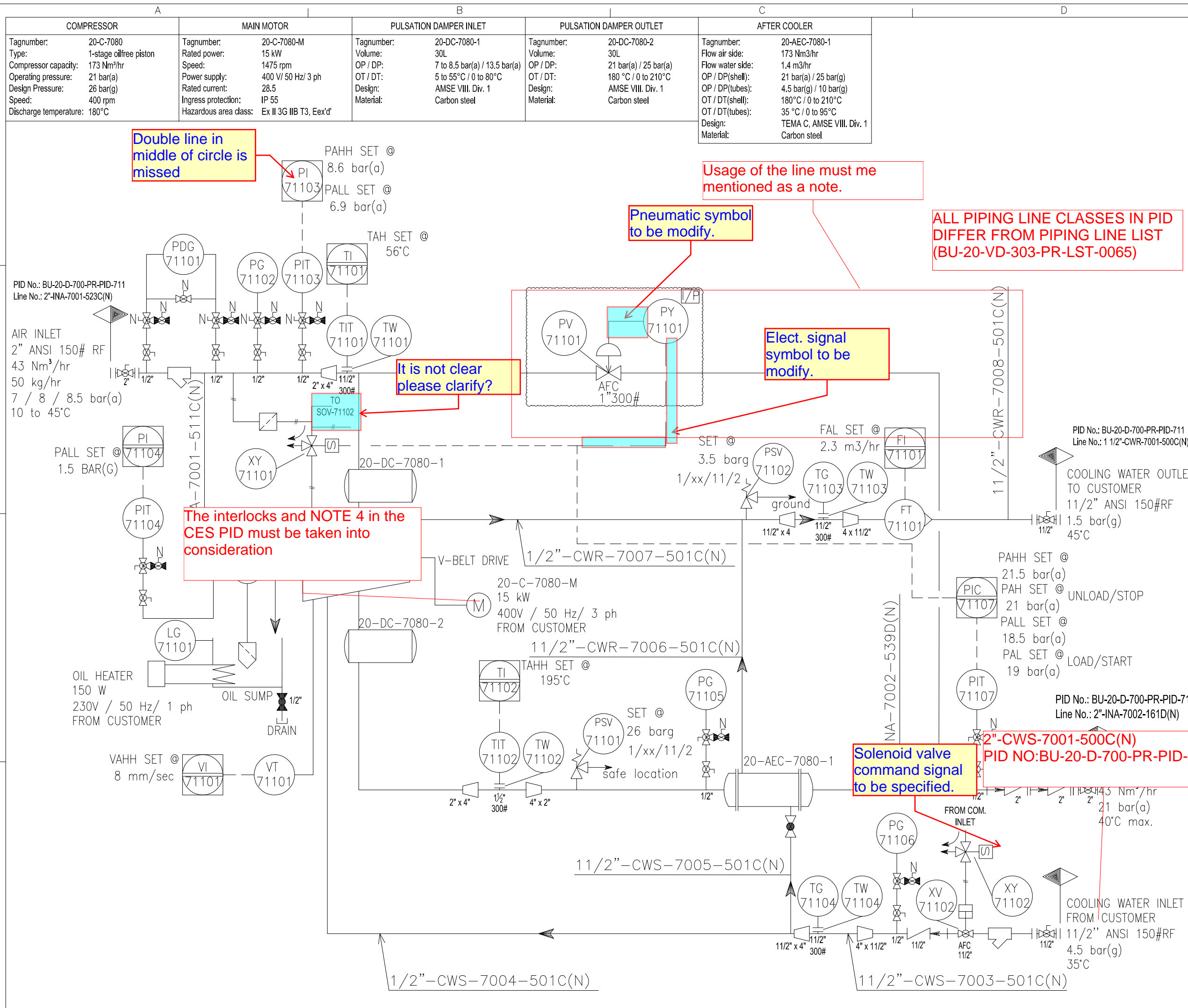
02	04/11/2021	For approval	KP	KP	PW	
01	11/06/2021	For approval	KP	KP	PW	
00	30/10/2020	For approval	KP	KP	PW	
Rev.	Date	Purpose of Issue	Prepared	Checked	Approved	AC Code
					Class: 1	Phase: DE

<b>OWNER:</b>  شرکت ست و سبوی توسعه ایرانین (سهامی خاص)	<b>BUSHEHR PETROCHEMICAL COMPANY MEG PLANT</b>						<b>EPC CONTRACTOR:</b> 		
	<b>P&amp;ID FOR EMERGENCY INSTRUMENT AIR COMPRESSOR</b>								
<b>MC :</b>   شرکت ست و سبوی توسعه ایرانین (سهامی خاص)	<b>Project</b>	<b>Area</b>	<b>Phase</b>	<b>Unit</b>	<b>Dis.</b>	<b>Doc.</b>	<b>Seq.</b>	<b>Contract No : 52-98/445</b>	
<b>Owner Document Number: 17811-03B</b>	<b>BU</b>	<b>20</b>	<b>VD</b>	<b>303</b>	<b>PR</b>	<b>DWG</b>	<b>0066</b>	<b>Rev.:</b>	<b>Page</b>
								02	2 of 4

### TABULATION OF REVISED PAGES

Page	D00	D01	D02	D03	D04
1.	X	X	X		
2.	X	X	X		
3.	X	X	X		
4.	X	X	X		
5.	X				
6.	X				
7.					
8.					
9.					
10.					
11.					
12.					
13.					
14.					
15.					
16.					
17.					
18.					
19.					
20.					
21.					
22.					
23.					
24.					
25.					
26.					
27.					
28.					
29.					
30.					
31.					
32.					
33.					
34.					

Page	D00	D01	D02	D03	D04
35.					
36.					
37.					
38.					
39.					
40.					
41.					
42.					
43.					
44.					
45.					
46.					
47.					
48.					
49.					
50.					
51.					
52.					
53.					
54.					
55.					
56.					
57.					
58.					
59.					
60.					
61.					
62.					
63.					
64.					
65.					
66.					
67.					
68.					



Double line in middle of circle is missed

Usage of the line must be mentioned as a note.

Pneumatic symbol to be modify.

ALL PIPING LINE CLASSES IN PID DIFFER FROM PIPING LINE LIST (BU-20-VD-303-PR-LST-0065)

Elect. signal symbol to be modify.

It is not clear please clarify?

The interlocks and NOTE 4 in the CES PID must be taken into consideration

Solenoid valve command signal to be specified.

2\"-CWS-7001-500C(N) PID NO:BU-20-D-700-PR-PID-711

HOLDS:  
1. API designator for PSV to be determined after completion of PSV calculation

REFERENCE DRAWINGS	DWG.No.
xxxxxxx	xxxxxxx

PID No.: BU-20-D-700-PR-PID-711  
Line No.: 1 1/2\"-CWR-7001-500C(N)

REV.	DATE	PURPOSE OF ISSUE (P.O.I.)	PREP.	CHKD.	APPR.	AC.
00	04/13/20	For approval	KP	CS	KP	JL
01	04/12/20	For approval	KP	CS	KP	JL
02	04/12/20	For approval	KP	CS	KP	JL
03	04/12/20	For approval	KP	CS	KP	JL

OWNER:

CONTRACTOR:

PROJECT: BUSHEHR PETROCHEMICAL COMPANY MEG PLANT

DRAWING TITLE: 17811-03 P&ID FOR INSTRUMENT AIR COMPRESSOR

CONTRACT NO.	SCALE	SIZE	CLASS	PHASE					
S2-98/445	XX	A0	1	P					
DOCUMENT NO.	PROJECT	AREA	PHASE	MRQ No.	DIS.	DOC.	SEQ.	SHEET	REV. NO.
0066	BU	20	VD	303	PR	DWG	0066	1 OF 2	03

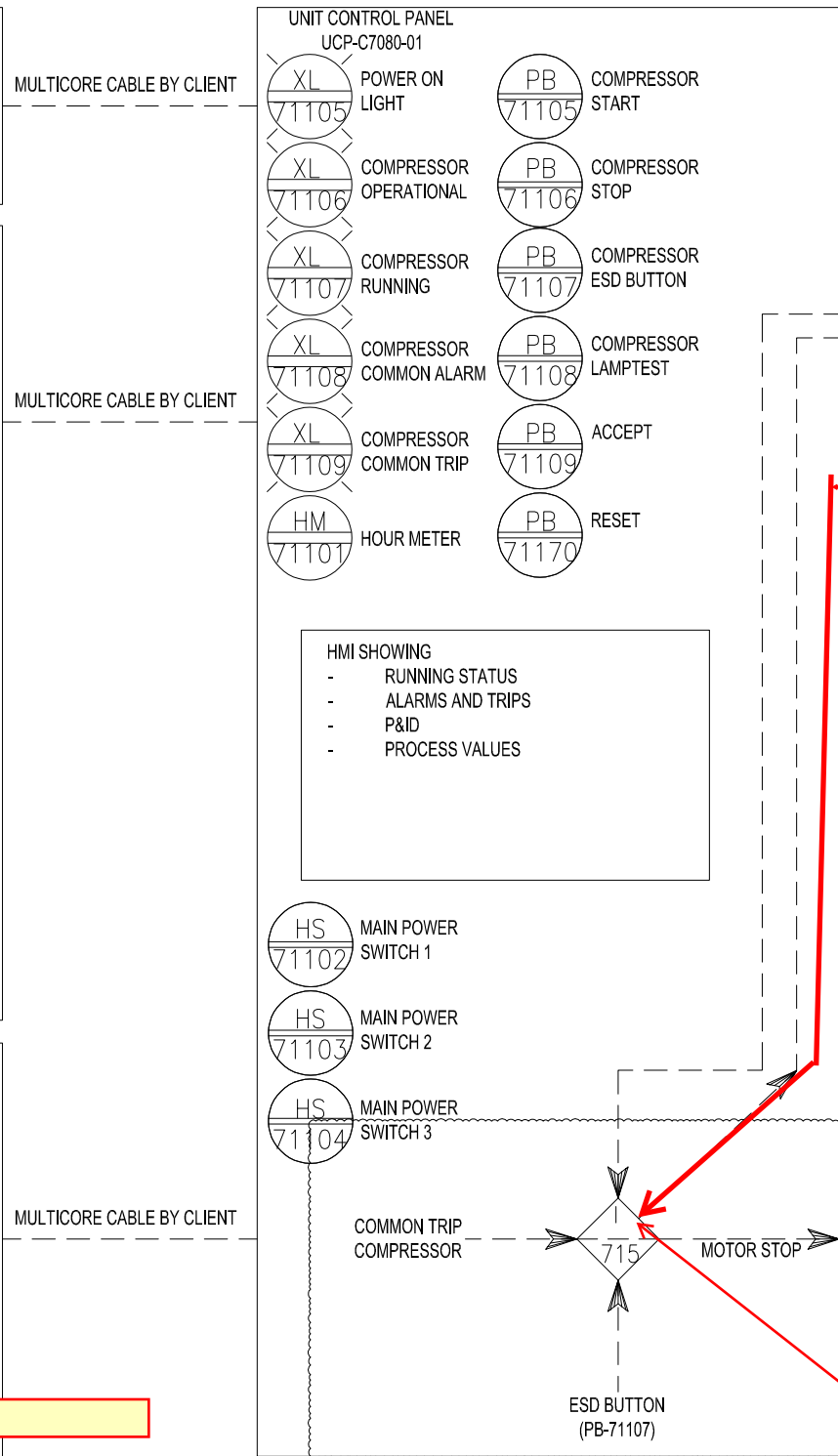
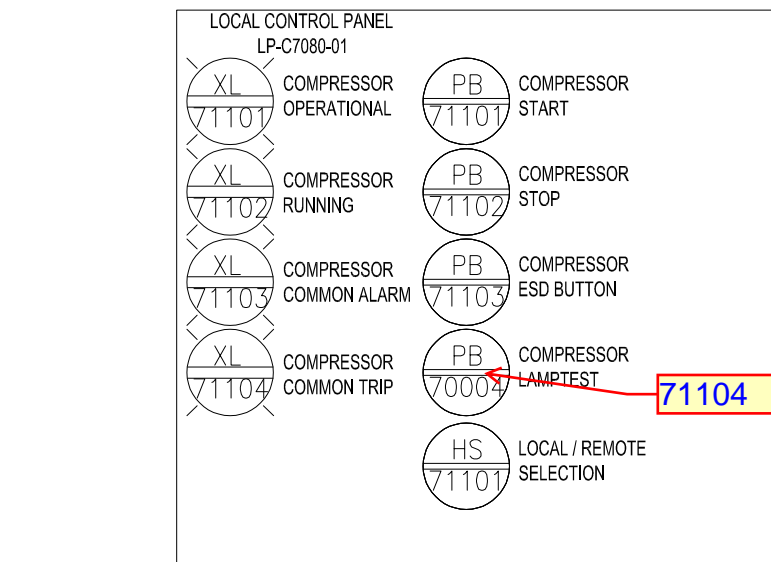
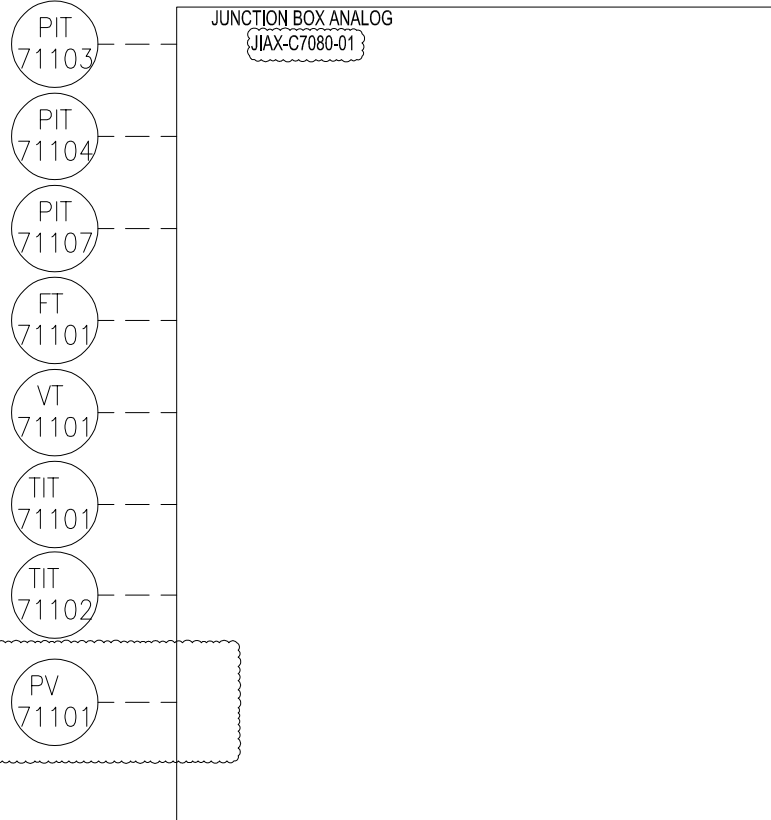
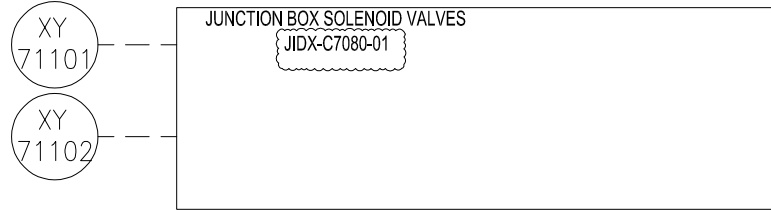
A

B

C

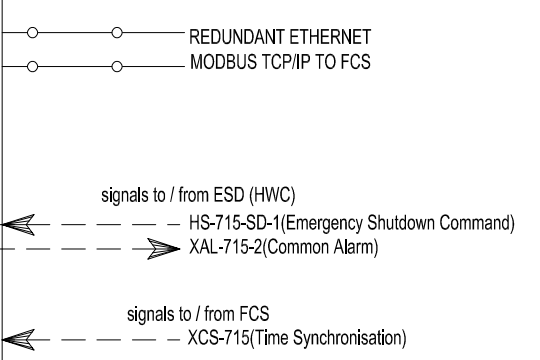
D

GENERAL NOTES

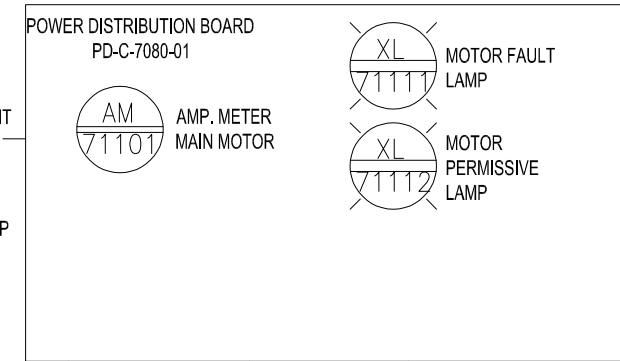


HMI SHOWING

- RUNNING STATUS
- ALARMS AND TRIPS
- P&ID
- PROCESS VALUES



XS-715 Stop command to compressor from FCS



110 VAC, 1PH, 50HZ UPS POWER SUPPLY  
110 VAC, 1PH, 50HZ UPS POWER SUPPLY  
230VAC, 1PH, 50HZ POWER SUPPLY  
400VAC, 3PH, 50HZ POWER SUPPLY  
400VAC, 3PH, 50HZ TO MAIN MOTOR  
230VAC, 1PH, 50HZ TO HEATER

Dash line in middle of diamond to be

71104

REFERENCE DRAWINGS	DWG.No.
xxxxxxx	xxxxxxx

REV.	DATE	PURPOSE OF ISSUE (P.O.I.)	PREP.	CHKD.	APPR.	AC.
00	04/12/20	For approval	KP	CS	KP	JL
01	04/12/20	For approval	KP	CS	KP	JL
02	04/12/20	For approval	KP	CS	KP	JL
03	20/10/20	For approval	KP	CS	KP	JL

OWNER:

MC:

CONTRACTOR:

PROJECT: BUSHEHR PETROCHEMICAL COMPANY MEG PLANT

DRAWING TITLE:  
17811-03 P&ID FOR INSTRUMENT AIR COMPRESSOR

CONTRACT NO.	SCALE	SIZE	CLASS	PHASE					
S2-98/445	XX	A0	1	P					
DOCUMENT NO.	PROJECT	AREA	PHASE	MRQ No.	DIS.	DOC.	SEQ.	SHEET	REV. NO.
	BU	20	VD	303	PR	DWG	0066	2 OF 2	

THIS DOCUMENT IS THE PROPERTY OF AIRPACK ENGINEERING AND CONSULTING COMPANY. IT IS TO BE USED ONLY FOR THE PROJECT AND SITE SPECIFIC FOR WHICH IT WAS PREPARED. IT IS NOT TO BE REPRODUCED OR TRANSMITTED IN ANY FORM OR BY ANY MEANS, ELECTRONIC OR MECHANICAL, INCLUDING PHOTOCOPYING, RECORDING, OR BY ANY INFORMATION STORAGE AND RETRIEVAL SYSTEM, WITHOUT THE WRITTEN PERMISSION OF AIRPACK ENGINEERING AND CONSULTING COMPANY.