







OWNER:  شرکت سست و سویی گستره ایرانیان (سایه و شایگان)	BUSHEHR PETROCHEMICAL COMPANY MEG PLANT							EPC CONTRACTOR:  Chagalesh-Enerchimi-Steam Joint Venture BUPC-MEG PLANT PROJECT	
	CAUSE & EFFECT CHART LIST FOR EMERGENCY INSTRUMENT AIR COMPRESSOR							 Netherlands	
MC :  شرکت سست و سویی گستره ایرانیان (سایه و شایگان)	Project	Area	Phase	Unit	Dis.	Doc.	Seq.	Contract No : 52-98/445	
Owner Document Number: 17811-27B	BU	20	VD	303	PR	LST	0092	Rev.:	Page
								01	1 of 4

CAUSE & EFFECT CHART LIST FOR EMERGENCY INSTRUMENT AIR COMPRESSOR

 شرکت سست و سویی گستره ایرانیان (سایه و شایگان)	 Chagalesh-Enerchimi-Steam Joint Venture BUPC-MEG PLANT PROJECT	BUSHEHR PETROCHEMICAL COMPANY MEG PLANT
Document Review		
Issue Purpose:	IFA	
Result Code: AP,AN,CM,RE,NC	AN	
Next Status : IFC,IFA,IFI,AFC,AB	AFC	
Responsible Department	MECHANICAL	
Commented Date	DEC/5/2021	
Approval or review hereunder shall not be construed to relieve Vendor / Subcontractor of his responsibilities and liability under the contract.		

Rev.	Date	Purpose of Issue	Prepared	Checked	Approved	AC Code
01	12/11/2021	For approval	AV	KP	PW	
00	15/09/2021	For approval	AV	KP	PW	
			Class: 1		Phase: P	



Legend:

ST = Start

SP = Stop

I = Interlock

X = Action

E = Energize

DE = De-energize

C = Control

NOTES:

1. MOTOR FEEDBACK TRIP, 2 SECOND AFTER START SIGNAL IS SEND AND MOTOR IS NOT SENDING FEEDBACK, THE PACKAGE IS TRIPPED
2. START AND STOP ON LOAD ON UNLOAD IS BASED ON THE TIMERS SPECIFIED IN THE CONTROL PHILOSOPHY
3. LOADING AFTER 30 SECONDS AFTER START AS PER CONTROL PHILOSOPHY
4. HEATER WILL BE STARTED WHEN COMPRESSOR IS STOPPED, TEMPERATURE WILL BE CONTROLLED AUTOMATICALLY FROM A SENSOR IN THE HEATER AND A CONTROLLER IN THE DISTRIBUTION PANEL

