







OWNER:  شرکت سست و سویی گیس ایر ایران (سهامی خاص)	BUSHEHR PETROCHEMICAL COMPANY MEG PLANT							EPC CONTRACTOR:  Chagalesh-Enerchimi-Steam Joint Venture BUPC-MEG PLANT PROJECT	
	COMPRESSOR MOTOR OUTLINE DRAWING & TERMINAL BOX WIRING DIAGRAM FOR NITROGEN GAS BOOSTER							 Netherlands	
MC :  شرکت سست و سویی گیس ایر ایران (سهامی خاص)	Project	Area	Phase	Unit	Dis.	Doc.	Seq.	Contract No: 52-98/445	
Owner Document Number: 17811-39B	BU	20	VD	303	EL	DWG	0101	Rev.:	Page
								01	1 of 5

Conflict!
 Conflict shall be clarified.

COMPRESSOR MOTOR OUTLINE DRAWING & TERMINAL BOX WIRING DIAGRAM FOR EMERGENCY INSTRUMENT AIR COMPRESSOR

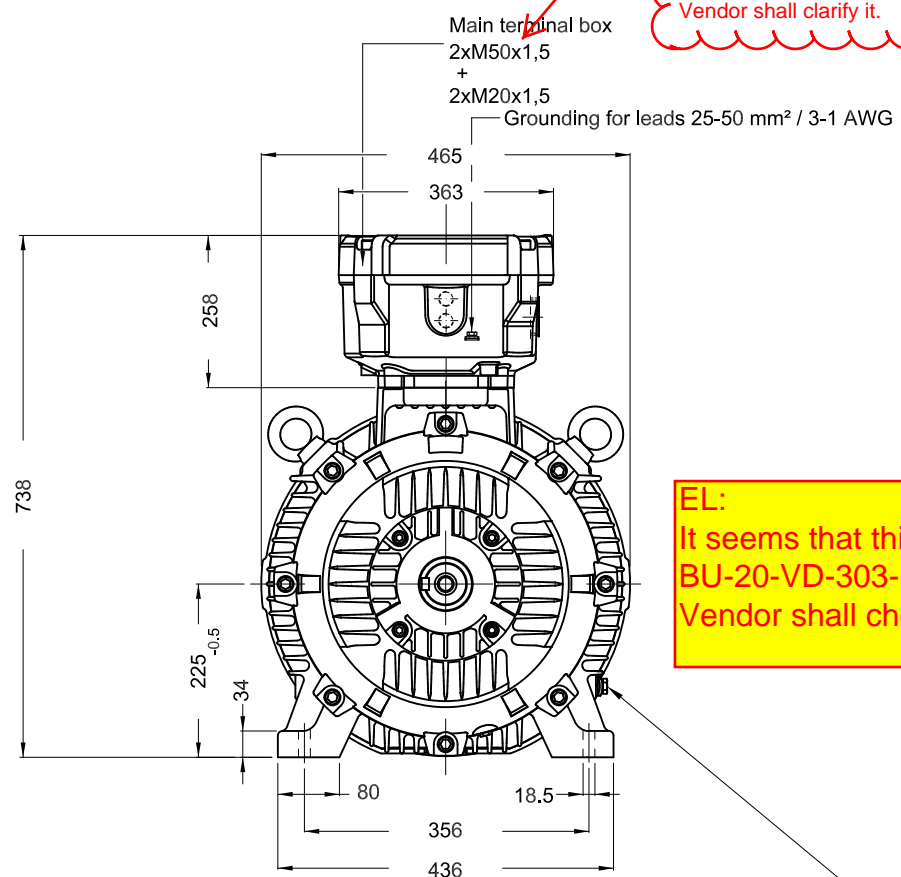
 شرکت سست و سویی گیس ایر ایران (سهامی خاص)	 Chagalesh-Enerchimi-Steam Joint Venture BUPC-MEG PLANT PROJECT	BUSHEHR PETROCHEMICAL COMPANY MEG PLANT
Document Review		
Issue Purpose:	FA	
Result Code: AP,AN,CM,RE,NC	CM	
Next Status : IFC,IFA,IFI,AFC,AB	IFA	
Responsible Department	MECHANICAL	
Commented Date	JAN/1/2021	
Approval or review hereunder shall not be construed to relieve Vendor / Subcontractor of his responsibilities and liability under the contract.		

01	10/12/2021	For approval	KP	LdM	JR	
00	08/12/2020	For approval	KP	LdM	JR	
Rev.	Date	Purpose of Issue	Prepared	Checked	Approved	AC Code
					Class: 1	Phase: P

A

B

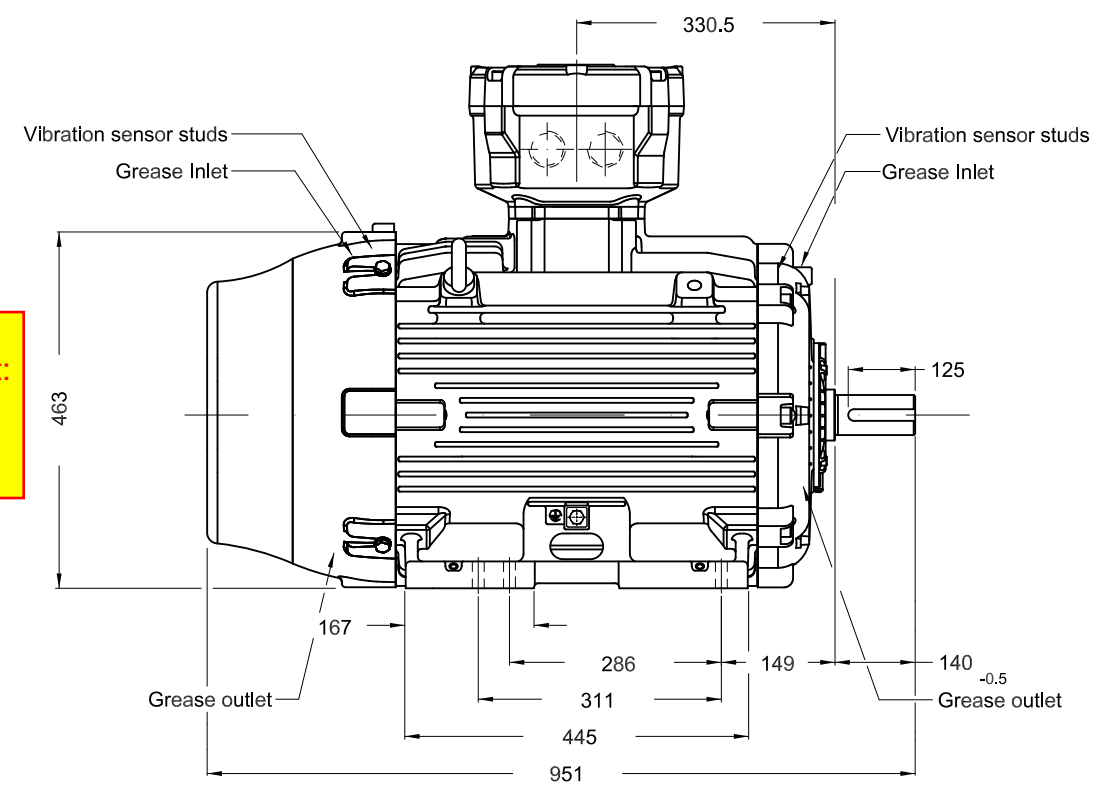
C



EL:
According to "DATA SHEET FOR Emergency Instrument Air Compressor":
Power Cable Number and Size: 4 x 6 mm²
Power Cable Gland and Entries: 1 x M25
Vendor shall clarify it.

EL:
Add Compressor Tag:
Emergency Instrument Air Compressor 20-C-7080-M

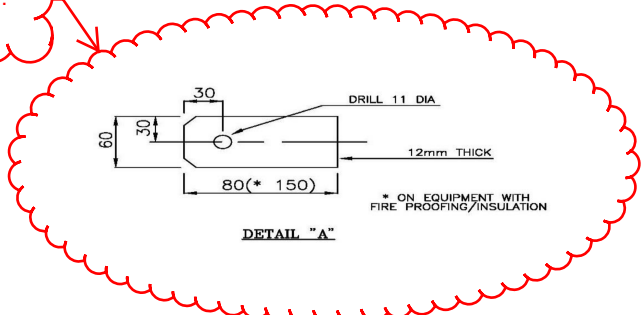
EL:
It seems that this page is related to below document:
BU-20-VD-303-EL-DWG-0053
Vendor shall check it again.



Grounding for leads 25-50 mm² / 3-1 AWG

D

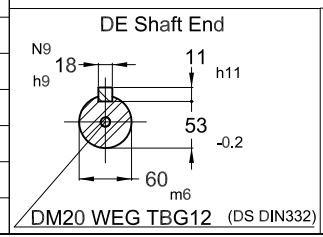
EL:
Earth stud details shall be matched with attached DETAIL "A".
Vendor shall confirm it.




EL:
According to "ELECTRICAL LOAD LIST FOR EMERGENCY INSTRUMENT AIR COMPRESSOR":
Main Compressor Motor 20-C-7080-M 15KW

45 kW 04 Poles 50 Hz

- Tropicalized internal painting
- DE roller bearing
- Shaft locking device
- Shaft material - AISI/SAE 4140
- SPM studs
- Color RAL 5010
- Painting plan 205P
- Mounting B3T



EL:
According to "DATA SHEET FOR Emergency Instrument Air Compressor":
Ex d IIB T4



MODIFICATIONS		EXECUTED	CHECKED	RELEASED	DATE	VER
EXECUTED	PIRWUSER					
CHECKED						
RELEASED						
REL DT.						

THREE PH. MOTOR W22Xdb IE4
FRAME 225S/M IP56 TEFC

WMO Jaragua do Sul Product Engineering SHEET

WDD

1 / 1

EL:
Correct it

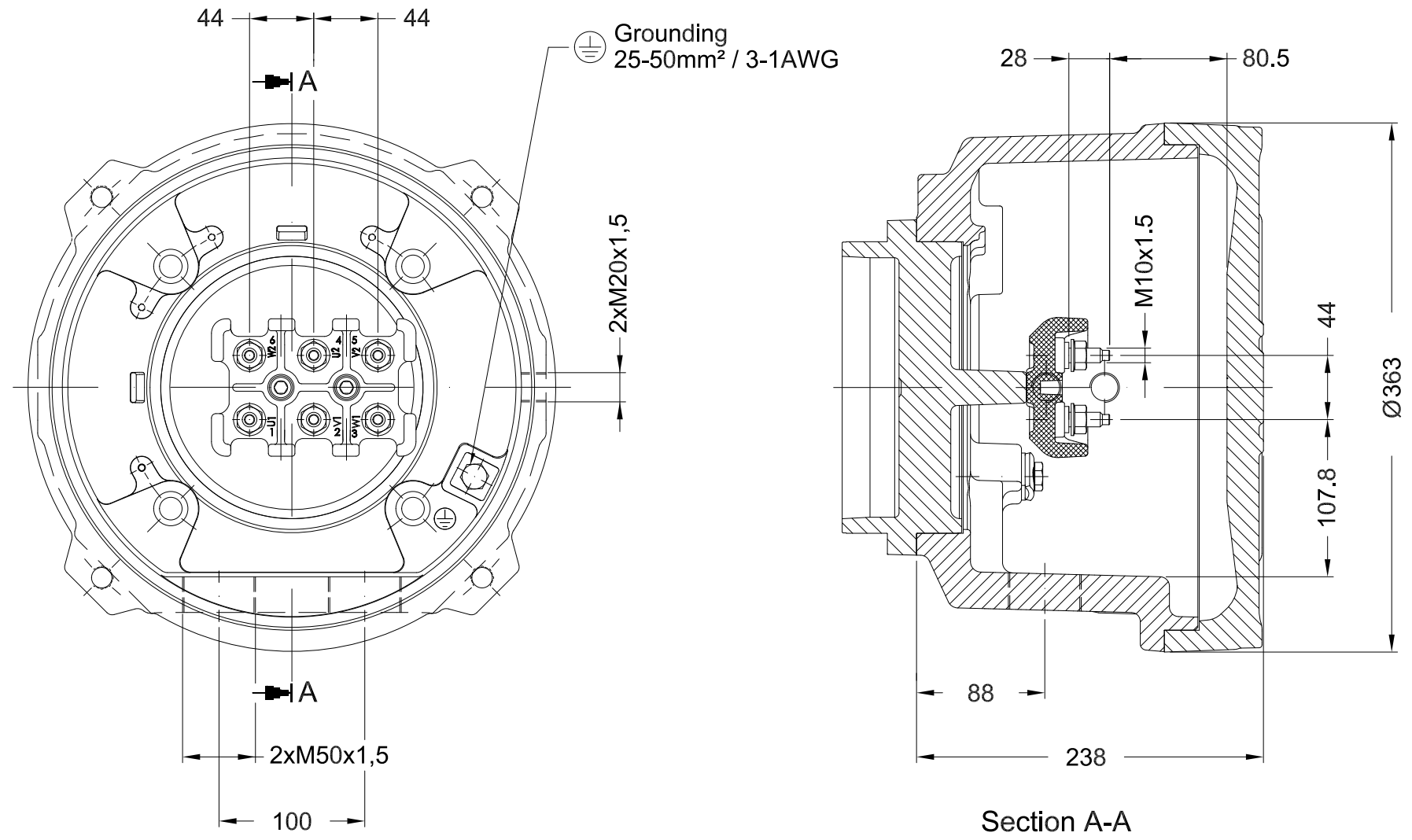


Dimensions in mm

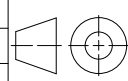

XME A3

Dimensional drawing subject to change. We reserve the right to change constructional details.
 * Detail out of scale.

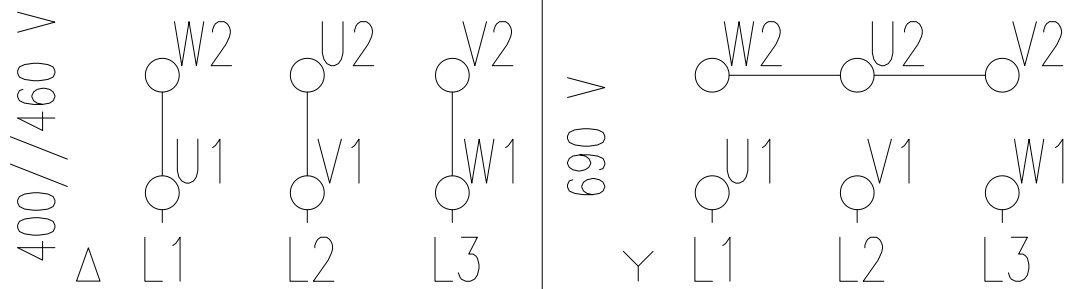
EL:
 Refer to comments on previous page.



A
 B
 C
 D
 E

						ESC		1:4		
ECM	LOC	SUMMARY OF MODIFICATIONS				EXECUTED	CHECKED	RELEASED	DATE	VER
EXECUTED	YDAMHUIS	 MAIN TERMINAL BOX FRAME 225S/M				PREVIEW WCD				
CHECKED										
RELEASED										
REL DT.										
						SHEET		01 / 03		

THIS IS AN UPDATED REVISION, THE PREVIOUS ONE MUST BE DISREGARDED.



A

B

C

D

E

		ORIGINAL ISSUE		JESSICA	PATRICIA	CASTELLA	30.10.2018	00
ECM ECM	LOC LOC	RESUMO MODIFICAÇÃO SUMMARY OF MODIFICATIONS		EXECUTADO EXECUTED	VERIFICADO CHECKED	LIBERADO RELEASED	DATA DATE	VER VER
EXEC. /EXECUTED	JESSICA		LOW VOLTAGE - CONNECTION DIAGRAM 400/690//460V MOTOR WITH 06 CABLES	400/690//460-6				
VERIF. /CHECKED	PATRICIA			IEC	00			
LIBER. /RELEASED	CASTELLA							
DATA LB /REL DT	30.10.2018	WMO	JARAGUÁ DO SUL	ADMINISTRAÇÃO DE VENDAS	FOLHA /SHEET	1 / 1		