










OWNER:  شرکت سست و سویی توپو ایران (سهانی خاص)	BUSHEHR PETROCHEMICAL COMPANY MEG PLANT						EPC CONTRACTOR:  Chagalesh-Enerechimi-Steam Joint Venture BUPC-MEG PLANT PROJECT		
	UCP/LCP/JB WIRING DIAGRAM FOR EMERGENCY INSTRUMENT AIR COMPRESSOR						 Netherlands		
MC :  شرکت سست و سویی توپو ایران (سهانی خاص)	Project	Area	Phase	Unit	Dis.	Doc.	Seq.	Contract No : 52-98/445	
Owner Document Number: 17811-05B	BU	20	VD	303	IN	DIG	0093	Rev.:	Page
								02	1 of 87

Wiring diagram for following signal is missed
 • XS-715 Interlock Switch Stop Compressor from FCS

UCP/LCP/JB WIRING DIAGRAM FOR EMERGENCY INSTRUMENT AIR COMPRESSOR

 شرکت سست و سویی توپو ایران (سهانی خاص)	 Chagalesh-Enerechimi-Steam Joint Venture BUPC-MEG PLANT PROJECT	BUSHEHR PETROCHEMICAL COMPANY MEG PLANT
Document Review		
Issue Purpose:	IFA	
Result Code: AP,AN,CM,RE,NC	CM	
Next Status : IFC,IFA,IFI,AFC,AB	IFA	
Responsible Department	MECHANICAL	
Commented Date	DEC/18/2021	
Approval or review hereunder shall not be construed to relieve Vendor / Subcontractor of his responsibilities and liability under the contract.		

02	08/12/2021	For approval	HT	RB	KP	
01	19/10/2021	For approval	HT	RB	KP	
00	02/07/2021	For approval	HT	RB	KP	
Rev.	Date	Purpose of Issue	Prepared	Checked	Approved	AC Code
					Class: 1	Phase: P

OWNER:  شرکت مست و نوبی توسعه ایران (مساهله نوبی)	BUSHEHR PETROCHEMICAL COMPANY MEG PLANT							EPC CONTRACTOR:	
	UCP/LCP/JB WIRING DIAGRAM FOR EMERGENCY INSTRUMENT AIR COMPRESSOR								
MC :  شرکت مست و نوبی توسعه ایران (مساهله نوبی)	Project	Area	Phase	Unit	Dis.	Doc.	Seq.	Contract No : 52-98/445	
Owner Document Number: 17811-05B	BU	20	VD	303	IN	DIG	0093	Rev.:	Page
								02	2 of 87

TABULATION OF REVISED PAGES

Page	D00	D01	D02	D03	D04
1.	X	X	X		
2.	X	X	X		
3.	X	X	X		
4.	X	X	X		
5.	X	X	X		
6.	X	X	X		
7.	X	X	X		
8.	X	X	X		
9.	X	X	X		
10.	X	X	X		
11.	X	X	X		
12.	X	X	X		
13.	X	X	X		
14.	X	X	X		
15.	X	X	X		
16.	X	X	X		
17.	X	X	X		
18.	X	X	X		
19.	X	X	X		
20.	X	X	X		
21.	X	X	X		
22.	X	X	X		
23.	X	X	X		
24.	X	X	X		
25.	X	X	X		
26.	X	X	X		
27.	X	X	X		
28.	X	X	X		
29.	X	X	X		
30.	X	X	X		
31.	X	X	X		
32.	X	X	X		
33.	X	X	X		
34.	X	X	X		
35.	X	X	X		
36.	X	X	X		

Page	D00	D01	D02	D03	D04
37.	X	X	X		
38.	X	X	X		
39.	X	X	X		
40.	X	X	X		
41.	X	X	X		
42.	X	X	X		
43.	X	X	X		
44.	X	X	X		
45.	X	X	X		
46.	X	X	X		
47.	X	X	X		
48.	X	X	X		
49.	X	X	X		
50.	X	X	X		
51.	X	X	X		
52.	X	X	X		
53.	X	X	X		
54.	X	X	X		
55.	X	X	X		
56.	X	X	X		
57.	X	X	X		
58.	X	X	X		
59.	X	X	X		
60.	X	X	X		
61.	X	X	X		
62.	X	X	X		
63.	X	X	X		
64.	X	X	X		
65.	X	X	X		
66.	X	X	X		
Till 78.		X	X		
Till 87			X		



Airpack B.V.

4301 RN Zierikzee
The Netherlands

PHONE: (31) (0) 111 - 415455

FAX: (31) (0) 111 - 413338

E-MAIL : AIRPACK@AIRPACK.NL

WEBPAGE : WWW.AIRPACK.NL

Client : Bushehr Petrochemical Company (BUPC)

Equipment location : Iran, Onshore

Client reference : Bushehr MEG Plant Project

Client dwg. no. : BU-20-VD-303-IN-DIG-0093

Airpack reference : 17811-05B

Airpack dwg. no. : 17811-05B

Generation date : 30/06/2021

E & I manager : RBE

Last modifications : 07/12/2021

Last modifications by : htaher

Revision no. : 02



CLIENT DWG NO.	BU-20-VD-303-IN-DIG-0093
EQUIPMENT NO.	20-C-7080
EQUIPMENT LOCATION	Iran, Onshore
THIS DRAWING IS OWNED BY AIRPACK, AND SHALL NOT BE PRINTED OR COPIED IN ANY OTHER WAY THAN WITH AIRPACKS PERMISSION!	

SUBJECT Title page / cover sheet	
ADAPTED TO P&ID REVISION	03
CLIENT	Bushehr Petrochemical Company (BUPC)
CLIENT REF.	Bushehr MEG Plant Project
AIRPACK REF.	17811-05B

DRAWN BY	htaher	=
CHECKED BY	RBE	+
LAST MODIFICATION DATE	07/12/2021	CURRENT PAGE
AIRPACK DWG NO.	17811-05B	
REVISION	02	
TOTAL PAGE AMOUNT	1	

NOTES ON ELECTRICAL DRAWINGS

MARK OF PLC IS SIEMENS S7-400 FH

ESD SIGNALS WILL BE CONNECTED HARDWIRED (4-WIRE CABLE)

ELECTRICAL SCHEME IS DRAWN IN NON ENERGIZED STATE

ACCEPT, RESET, CAN BE CONTROLLED ON THE UCP
ALARMS-, TRIPS- AND RUNNING STATUS WILL BE VISIBLE WITH LAMPS ON UCP
PROCESS VALUES AND ALARMS WILL BE VISIBLE ON UCP HMI

UCP IS LOCATED IN CONTROL ROOM
MATERIAL: PAINTED SHEET STEEL (RAL 7035)
INGRESS. PROTECTION: IP-42
AREA CLASSIFICATION: SAFE AREA

NIS as per your I/
O list
(RAL 9006) Gray

JB ANALOG IS WALL MOUNTED ON SKID
MATERIAL: SS316 (RAL 5015) BLUE
INGRESS. PROTECTION: IP-65
AREA CLASSIFICATION: Eex'i'

JB DIGITAL IS WALL MOUNTED ON SKID
MATERIAL: SS316 (RAL 6021) GREEN
INGRESS. PROTECTION: IP-65
AREA CLASSIFICATION: Eex'e'

Eex'd'

LCP IS WALL MOUNTED ON SKID
MATERIAL: SS316 (RAL 6021) GREEN
INGRESS. PROTECTION: IP-65
AREA CLASSIFICATION: Eex'e'

DISTRIBUTION PANEL IS WALL MOUNTED ON SKID
MATERIAL: ALUMINIUM (RAL 9006) GRAY
INGRESS. PROTECTION: IP-65
AREA CLASSIFICATION: Eex'd'

GLANDS: NICKEL PLATED BRASS GLANDS WITH PVC SHROUDS, ISO METRIC THREADS , IP-66, DOUBLE COMPRESSION, Ex-d/Ex-d dual certified including Locknut, Earth tag & Sealing washer
CABLE TRAYS: GALVANIZED STEEL WITHOUT COVER

AMBIENT TEMPERATURE: 5 / 55 °C

ALL "PE" CONNECTIONS WILL BE CONNECTED ON A "PE"-BAR
ALL "ISE" CONNECTIONS WILL BE CONNECTED ON A "ISE"-BAR

- Terminal blocks shall be spring loaded Klippon type and vibration proof for JB
- Screens shall be insulated from earth at instrument side. They shall be continuous through to the control room marshaling cabinet where they will be connected to the clean system.

COLOUR CODES INTERNAL WIRING

400 VAC, 50HZ, L1	BLACK
400 VAC, 50HZ, L3	BROWN
400 VAC, 50HZ, L3	GREY
110 VAC / 230 VAC, 50HZ, L	BROWN
110 VAC / 230 VAC, 50HZ, N	BLUE
24VDC +	RED
0 VDC	BLACK
CURRENT LOOPS	PURPLE
VOLT FREE CONTACTS	ORANGE
PROTECTION EARTH	GREEN / YELLOW
INSTRUMENT SAFETY EARTH	GREEN
INTRINSICALLY SAFE	BLUE

REFERENCE DOCUMENTS:

P&ID FOR EMERGENCY INSTRUMENT AIR COMPRESSOR

I/O LIST FOR EMERGENCY INSTRUMENT AIR COMPRESSOR

UCP/LCP/JB GENERAL ARRANGEMENT DRAWING & TERMINAL DETAILS FOR EMERGENCY INSTRUMENT AIR COMPRESSOR INCL. BOM

SINGLE LINE DIAGRAM FOR POWER DISTRIBUTION PANEL FOR EMERGENCY INSTRUMENT AIR COMPRESSOR

AIRPACK DOC. NO.

17811-03B

17811-06B

17811-07B

17811-49B

CUSTOMER DOC. NO.

BU-20-VD-303-PR-DWG-0066

BU-20-VD-303-IN-LST-0084

BU-20-VD-303-IN-DWG-0089

BU-20-VD-303-EL-DIG-0097



CLIENT DWG NO.	BU-20-VD-303-IN-DIG-0093
EQUIPMENT NO.	20-C-7080
EQUIPMENT LOCATION	Iran, Onshore
THIS DRAWING IS OWNED BY AIRPACK, AND SHALL NOT BE PRINTED OR COPIED IN ANY OTHER WAY THAN WITH AIRPACKS PERMISSION!	

SUBJECT		DRAWN BY	htaher	=
Project description		CHECKED BY	RBE	+
ADAPTED TO P&ID REVISION	03	LAST MODIFICATION DATE	07/12/2021	CURRENT PAGE
CLIENT	Bushehr Petrochemical Company (BUPC)	AIRPACK DWG NO.	17811-05B	
CLIENT REF.	Bushehr MEG Plant Project	REVISION	02	
AIRPACK REF.	17811-05B	TOTAL PAGE AMOUNT	2	

Table of contents

Page	Page description	Supplementary page field	Date	Edited by
/1	Title page / cover sheet	1	27/05/2016	akesteloo
/2	Project description	2	07/12/2021	htaher
/3	Table of contents : /1 - =20-C-7080+UCP-C7080-01/21	3	07/12/2021	htaher
/4	Table of contents : =20-C-7080+UCP-C7080-01/22 - =20-C-7080+JIAX-C7080-01/5	4	07/12/2021	htaher
/5	Table of contents : =20-C-7080+JIAX-C7080-01/6 - =20-C-7080+PD-C-7080-01/11	5	07/12/2021	htaher
/6	Device tag list : =+UCP-C7080-01-2TH11 - =20-C-7080+UCP-C7080-01-5F2	6	18/10/2021	htaher
/7	Device tag list : =20-C-7080+UCP-C7080-01-5F11 - =20-C-7080+UCP-C7080-01-2M11	7	18/10/2021	htaher
/8	Device tag list : =20-C-7080+UCP-C7080-01-3M6 - =20-C-7080+UCP-C7080-01-10S8	8	18/10/2021	htaher
/9	Device tag list : =20-C-7080+UCP-C7080-01-10S10 - =20-C-7080+PD-C-7080-01-2F17.1	9	29/11/2021	htaher
/10	Device tag list : =20-C-7080+PD-C-7080-01-3F3 - =20-C-7080+PD-C-7080-01-X10	10	29/11/2021	htaher
=20-C-7080+UCP-C7080-01/1	TERMINAL STRIP DEFINITION	11	07/12/2021	htaher
=20-C-7080+UCP-C7080-01/2	POWER SUPPLY	12	07/12/2021	htaher
=20-C-7080+UCP-C7080-01/3	EMERGENCY SHUTDOWN	13	07/12/2021	htaher
=20-C-7080+UCP-C7080-01/4	SOLENOIDS	14	18/10/2021	htaher
=20-C-7080+UCP-C7080-01/5	PLC LAYOUT	15	07/12/2021	htaher
=20-C-7080+UCP-C7080-01/6	IO RACK I	16	07/12/2021	htaher
=20-C-7080+UCP-C7080-01/7	IO RACK II	17	07/12/2021	htaher
=20-C-7080+UCP-C7080-01/8	DISPLAY	18	07/12/2021	htaher
=20-C-7080+UCP-C7080-01/9	LOOP SPLITTERS	19	07/12/2021	htaher
=20-C-7080+UCP-C7080-01/10	DIGITAL INPUTS I	20	15/10/2021	htaher
=20-C-7080+UCP-C7080-01/11	DIGITAL INPUTS I	21	15/10/2021	htaher
=20-C-7080+UCP-C7080-01/12	DIGITAL INPUTS I	22	15/10/2021	htaher
=20-C-7080+UCP-C7080-01/13	DIGITAL INPUTS I	23	07/12/2021	htaher
=20-C-7080+UCP-C7080-01/14	ANALOG INPUTS I	24	07/12/2021	htaher
=20-C-7080+UCP-C7080-01/15	ANALOG INPUTS I	25	07/12/2021	htaher
=20-C-7080+UCP-C7080-01/15a	ANALOG INPUTS I	26	07/12/2021	htaher
=20-C-7080+UCP-C7080-01/15b	ANALOG INPUTS I	27	07/12/2021	htaher
=20-C-7080+UCP-C7080-01/16	DIGITAL OUTPUTS I	28	15/10/2021	htaher
=20-C-7080+UCP-C7080-01/17	DIGITAL OUTPUTS I	29	15/10/2021	htaher
=20-C-7080+UCP-C7080-01/18	DIGITAL OUTPUTS I	30	07/12/2021	htaher
=20-C-7080+UCP-C7080-01/19	DIGITAL OUTPUTS I	31	07/12/2021	htaher
=20-C-7080+UCP-C7080-01/20	EMPTY PAGE	32	15/10/2021	htaher
=20-C-7080+UCP-C7080-01/21	DIGITAL INPUTS II	33	15/10/2021	htaher



CLIENT DWG NO.	BU-20-VD-303-IN-DIG-0093	SUBJECT	Table of contents : /1 - =20-C-7080+UCP-C7080-01/21	
EQUIPMENT NO.	20-C-7080	ADAPTED TO P&ID REVISION	03	
EQUIPMENT LOCATION	Iran, Onshore	CLIENT	Bushehr Petrochemical Company (BUPC)	
THIS DRAWING IS OWNED BY AIRPACK, AND SHALL NOT BE PRINTED OR COPIED IN ANY OTHER WAY THAN WITH AIRPACKS PERMISSION!		CLIENT REF.	Bushehr MEG Plant Project	
		AIRPACK REF.	17811-05B	

DRAWN BY	htaher	=
CHECKED BY	RBE	+
LAST MODIFICATION DATE	07/12/2021	CURRENT PAGE
AIRPACK DWG NO.	17811-05B	
REVISION	02	
TOTAL PAGE AMOUNT	3	

Table of contents

Page	Page description	Supplementary page field	Date	Edited by
=20-C-7080+UCP-C7080-01/22	DIGITAL INPUTS II	34	15/10/2021	htaher
=20-C-7080+UCP-C7080-01/23	DIGITAL INPUTS II	35	15/10/2021	htaher
=20-C-7080+UCP-C7080-01/24	DIGITAL INPUTS II	36	07/12/2021	htaher
=20-C-7080+UCP-C7080-01/25	ANALOG INPUTS II	37	07/12/2021	htaher
=20-C-7080+UCP-C7080-01/26	ANALOG INPUTS II	38	15/10/2021	htaher
=20-C-7080+UCP-C7080-01/26a	ANALOG INPUTS II	39	07/12/2021	htaher
=20-C-7080+UCP-C7080-01/26b	ANALOG INPUTS II	40	07/12/2021	htaher
=20-C-7080+UCP-C7080-01/27	DIGITAL OUTPUTS II	41	15/10/2021	htaher
=20-C-7080+UCP-C7080-01/28	DIGITAL OUTPUTS II	42	15/10/2021	htaher
=20-C-7080+UCP-C7080-01/29	DIGITAL OUTPUTS II	43	07/12/2021	htaher
=20-C-7080+UCP-C7080-01/30	DIGITAL OUTPUTS II	44	15/10/2021	htaher
=20-C-7080+UCP-C7080-01/31	SIGNALS TO DISTRIBUTION BOARD	45	15/10/2021	htaher
=20-C-7080+UCP-C7080-01/32	SIGNALS FROM DISTRIBUTION BOARD	46	07/12/2021	htaher
=20-C-7080+UCP-C7080-01/33	SIGNALS TO ESD AND FROM FCS	47	07/12/2021	htaher
=20-C-7080+UCP-C7080-01/34	PID CONTROL	48	07/12/2021	htaher
=20-C-7080+UCP-C7080-01/35	Terminal diagram =20-C-7080+UCP-C7080-01-X0	49	07/12/2021	htaher
=20-C-7080+UCP-C7080-01/36	Terminal diagram =20-C-7080+UCP-C7080-01-X1	50	07/12/2021	htaher
=20-C-7080+UCP-C7080-01/37	Terminal diagram =20-C-7080+UCP-C7080-01-X2	51	07/12/2021	htaher
=20-C-7080+UCP-C7080-01/38	Terminal diagram =20-C-7080+UCP-C7080-01-X3	52	07/12/2021	htaher
=20-C-7080+UCP-C7080-01/39	Terminal diagram =20-C-7080+UCP-C7080-01-X4	53	07/12/2021	htaher
=20-C-7080+UCP-C7080-01/40	Terminal diagram =20-C-7080+UCP-C7080-01-X5	54	07/12/2021	htaher
=20-C-7080+UCP-C7080-01/41	Terminal diagram =20-C-7080+UCP-C7080-01-X8	55	07/12/2021	htaher
=20-C-7080+UCP-C7080-01/42	Terminal diagram =20-C-7080+UCP-C7080-01-X9	56	07/12/2021	htaher
=20-C-7080+UCP-C7080-01/43	Terminal diagram =20-C-7080+UCP-C7080-01-X10	57	07/12/2021	htaher
=20-C-7080+UCP-C7080-01/44	Terminal diagram =20-C-7080+UCP-C7080-01-X11	58	07/12/2021	htaher
=20-C-7080+JNDX-C7080-01/1	TERMINAL STRIP DEFINITION	59	13/10/2021	htaher
=20-C-7080+JNDX-C7080-01/2	CONNECTION SOLENOIDS	60	18/10/2021	htaher
=20-C-7080+JNDX-C7080-01/3	Terminal diagram =20-C-7080+JNDX-C7080-01-X1	61	15/10/2021	htaher
=20-C-7080+JIAX-C7080-01/1	TERMINAL STRIP DEFINITION	62	07/12/2021	htaher
=20-C-7080+JIAX-C7080-01/2	CONNECTION TRANSMITTERS	63	14/10/2021	htaher
=20-C-7080+JIAX-C7080-01/3	CONNECTION TRANSMITTERS	64	07/12/2021	htaher
=20-C-7080+JIAX-C7080-01/4	CONNECTION CONTROL VALVE	65	07/12/2021	htaher
=20-C-7080+JIAX-C7080-01/5	Terminal diagram =20-C-7080+JIAX-C7080-01-X2	66	07/12/2021	htaher



CLIENT DWG NO.	BU-20-VD-303-IN-DIG-0093	SUBJECT	Table of contents : =20-C-7080+UCP-C7080-01/22 - =20-C-7080+JIAX-C7080-01/5		DRAWN BY	htaher	=
EQUIPMENT NO.	20-C-7080	ADAPTED TO P&ID REVISION		03	CHECKED BY	RBE	+
EQUIPMENT LOCATION	Iran, Onshore	CLIENT	Bushehr Petrochemical Company (BUPC)		LAST MODIFICATION DATE	07/12/2021	CURRENT PAGE
THIS DRAWING IS OWNED BY AIRPACK, AND SHALL NOT BE PRINTED OR COPIED IN ANY OTHER WAY THAN WITH AIRPACKS PERMISSION!		CLIENT REF.	Bushehr MEG Plant Project		AIRPACK DWG NO.	17811-05B	
		AIRPACK REF.	17811-05B		REVISION	02	
				TOTAL PAGE AMOUNT	4		

DEVICE TAG LIST

Device tag	Function text	Tech. car.	Symbol
+UCP-C7080-01-2TH11		SET@	
+UCP-C7080-01-2TH13		SET@	
+UCP-C7080-01-3TH6		SET@	
+UCP-C7080-01-3TH10		SET@	
=20-C-7080+UCP-C7080-01-8A9		DISPLAY	
=20-C-7080+UCP-C7080-01-3ESDR2	EMERGENCY SHUTDOWN RELAY	ESD relay	
=20-C-7080+UCP-C7080-01-3ESDR8		ESD relay expansion	
=20-C-7080+UCP-C7080-01-2F9		230VAC 6A	
=20-C-7080+UCP-C7080-01-2F11		230VAC 2A	

Device tag	Function text	Tech. car.	Symbol
=20-C-7080+UCP-C7080-01-2F13		230VAC 4A	
=20-C-7080+UCP-C7080-01-2F15		110VAC 10A	
=20-C-7080+UCP-C7080-01-2F15.1		24VDC 10A	
=20-C-7080+UCP-C7080-01-2F17		110VAC 10A	
=20-C-7080+UCP-C7080-01-2F17.1		24VDC 10A	
=20-C-7080+UCP-C7080-01-3F4		230VAC 6A	
=20-C-7080+UCP-C7080-01-3F6		230VAC 2A	
=20-C-7080+UCP-C7080-01-3F10		230VAC 4A	
=20-C-7080+UCP-C7080-01-5F2		24VDC 6A	



CLIENT DWG NO.	BU-20-VD-303-IN-DIG-0093
EQUIPMENT NO.	20-C-7080
EQUIPMENT LOCATION	Iran, Onshore
THIS DRAWING IS OWNED BY AIRPACK, AND SHALL NOT BE PRINTED OR COPIED IN ANY OTHER WAY THAN WITH AIRPACKS PERMISSION!	

SUBJECT	
Device tag list : =+UCP-C7080-01-2TH11 - =20-C-7080+UCP-C7080-01-5F2	
ADAPTED TO P&ID REVISION	03
CLIENT	Bushehr Petrochemical Company (BUPC)
CLIENT REF.	Bushehr MEG Plant Project
AIRPACK REF.	17811-05B

DRAWN BY	htaher	=
CHECKED BY	RBE	+
LAST MODIFICATION DATE	07/12/2021	CURRENT PAGE
AIRPACK DWG NO.	17811-05B	
REVISION	02	
TOTAL PAGE AMOUNT	6	

DEVICE TAG LIST

Device tag	Function text	Tech. car.	Symbol
=20-C-7080+UCP-C7080-01-5F11		24VDC 6A	
=20-C-7080+UCP-C7080-01-2G15		QUINT DIODE	
=20-C-7080+UCP-C7080-01-2H10			
=20-C-7080+UCP-C7080-01-3H4			
=20-C-7080+UCP-C7080-01-16H4	COMPRESSOR B OPERATIONAL XL-71106	GREEN	
=20-C-7080+UCP-C7080-01-16H6	COMPRESSOR B RUNNING XL-71107	GREEN	
=20-C-7080+UCP-C7080-01-16H8	COMPRESSOR B COMMON ALARM XL-71108	AMBER	
=20-C-7080+UCP-C7080-01-16H10	COMPRESSOR B COMMON TRIP XL-71109	RED	
=20-C-7080+UCP-C7080-01-17K16	COMPRESSOR B FORCED SHUTDOWN		

Device tag	Function text	Tech. car.	Symbol
=20-C-7080+UCP-C7080-01-18K4			
=20-C-7080+UCP-C7080-01-18K6			
=20-C-7080+UCP-C7080-01-18K8	SPARE		
=20-C-7080+UCP-C7080-01-18K10	=		
=20-C-7080+UCP-C7080-01-19K4	COMPRESSOR B MAIN MOTOR 20-C-7080-M START/STOP		
=20-C-7080+UCP-C7080-01-19K6	COMPRESSOR B OIL HEATER LG-71101 ON/OFF		
=20-C-7080+UCP-C7080-01-19K10			
=20-C-7080+UCP-C7080-01-33K4			
=20-C-7080+UCP-C7080-01-2M11			

DEVICE TAG LIST

Device tag	Function text	Tech. car.	Symbol
=20-C-7080+UCP-C7080-01-3M6			
=20-C-7080+UCP-C7080-01-5M2	PLC POWER SUPPLY		
=20-C-7080+UCP-C7080-01-5M3	S7-400 CPU		
=20-C-7080+UCP-C7080-01-5M11	PLC POWER SUPPLY		
=20-C-7080+UCP-C7080-01-5M12	S7-400 CPU		
=20-C-7080+UCP-C7080-01-6M4	CP 343-1		
=20-C-7080+UCP-C7080-01-6M7	32 DI	SM321 24VDC	
=20-C-7080+UCP-C7080-01-6M11	32 DO	SM322 24VDC	
=20-C-7080+UCP-C7080-01-7M4	CP 343-1		

Device tag	Function text	Tech. car.	Symbol
=20-C-7080+UCP-C7080-01-7M7	32 DI	SM321 24VDC	
=20-C-7080+UCP-C7080-01-7M11	32 DO	SM322 24VDC	
=20-C-7080+UCP-C7080-01-2S2			
=20-C-7080+UCP-C7080-01-2S4			
=20-C-7080+UCP-C7080-01-2S6			
=20-C-7080+UCP-C7080-01-3S3		Red	
=20-C-7080+UCP-C7080-01-10S4	GREEN		
=20-C-7080+UCP-C7080-01-10S6	RED		
=20-C-7080+UCP-C7080-01-10S8	BLACK		



CLIENT DWG NO.	BU-20-VD-303-IN-DIG-0093
EQUIPMENT NO.	20-C-7080
EQUIPMENT LOCATION	Iran, Onshore
THIS DRAWING IS OWNED BY AIRPACK, AND SHALL NOT BE PRINTED OR COPIED IN ANY OTHER WAY THAN WITH AIRPACKS PERMISSION!	

SUBJECT	
Device tag list : =20-C-7080+UCP-C7080-01-3M6 - =20-C-7080+UCP-C7080-01-10S8	
ADAPTED TO P&ID REVISION	03
CLIENT	Bushehr Petrochemical Company (BUPC)
CLIENT REF.	Bushehr MEG Plant Project
AIRPACK REF.	17811-05B

DRAWN BY	htaher	=
CHECKED BY	RBE	+
LAST MODIFICATION DATE	07/12/2021	CURRENT PAGE
AIRPACK DWG NO.	17811-05B	
REVISION	02	
TOTAL PAGE AMOUNT	8	

DEVICE TAG LIST

Device tag	Function text	Tech. car.	Symbol
=20-C-7080+UCP-C7080-01-10S10	BLACK		
=20-C-7080+UCP-C7080-01-10S12	=		
=20-C-7080+UCP-C7080-01-2U13			
=20-C-7080+UCP-C7080-01-3U10			
=20-C-7080+UCP-C7080-01-16U12	COMPRESSOR B HOURMETER HM-71101		
=20-C-7080+UCP-C7080-01-2V15	CONVERTER	110VAC 24VDC 10A	
=20-C-7080+UCP-C7080-01-2V17	CONVERTER	110VAC 24VDC 10A	
=20-C-7080+LP-C7080-01-3H4		GREEN	
=20-C-7080+LP-C7080-01-3H6		GREEN	

Device tag	Function text	Tech. car.	Symbol
=20-C-7080+LP-C7080-01-3H8	AMBER		
=20-C-7080+LP-C7080-01-3H10	RED		
=20-C-7080+LP-C7080-01-2S4	GREEN		
=20-C-7080+LP-C7080-01-2S6	RED		
=20-C-7080+LP-C7080-01-2S8	BLACK		
=20-C-7080+LP-C7080-01-2S10	LOCAL/OFF/REMOTE		
=20-C-7080+LP-C7080-01-4S3	Red		
=20-C-7080+PD-C-7080-01-2F17	6A		
=20-C-7080+PD-C-7080-01-2F17.1	6A		



CLIENT DWG NO.	BU-20-VD-303-IN-DIG-0093
EQUIPMENT NO.	20-C-7080
EQUIPMENT LOCATION	Iran, Onshore
THIS DRAWING IS OWNED BY AIRPACK, AND SHALL NOT BE PRINTED OR COPIED IN ANY OTHER WAY THAN WITH AIRPACKS PERMISSION!	

SUBJECT	
Device tag list : =20-C-7080+UCP-C7080-01-10S10 - =20-C-7080+PD-C-7080-01-2F17.1	
ADAPTED TO P&ID REVISION	03
CLIENT	Bushehr Petrochemical Company (BUPC)
CLIENT REF.	Bushehr MEG Plant Project
AIRPACK REF.	17811-05B

DRAWN BY	htaher	=
CHECKED BY	RBE	+
LAST MODIFICATION DATE	07/12/2021	CURRENT PAGE
AIRPACK DWG NO.	17811-05B	
REVISION	02	
TOTAL PAGE AMOUNT	9	

DEVICE TAG LIST

Device tag	Function text	Tech. car.	Symbol	Device tag	Function text	Tech. car.	Symbol
=20-C-7080+PD-C-7080-01-3F3		400VAC		=20-C-7080+PD-C-7080-01-X10			$\phi 2$
=20-C-7080+PD-C-7080-01-4F4		230VAC 5A					
=20-C-7080+PD-C-7080-01-5K4	COMPRESSOR B MAIN MOTOR 20-C-7080-M START/STOP						
=20-C-7080+PD-C-7080-01-5K6	COMPRESSOR B OIL HEATER LG-71101 ON/OFF						
=20-C-7080+PD-C-7080-01-4TH8		Thermostat					
=20-C-7080+PD-C-7080-01-3U3							
=20-C-7080+PD-C-7080-01-4U3	CONTACTOR	5A					
=20-C-7080+PD-C-7080-01-2V17	CONVERTER	400VAC 24VDC 5A					

EL:
Repeated Comment:
 Description shall be specified.

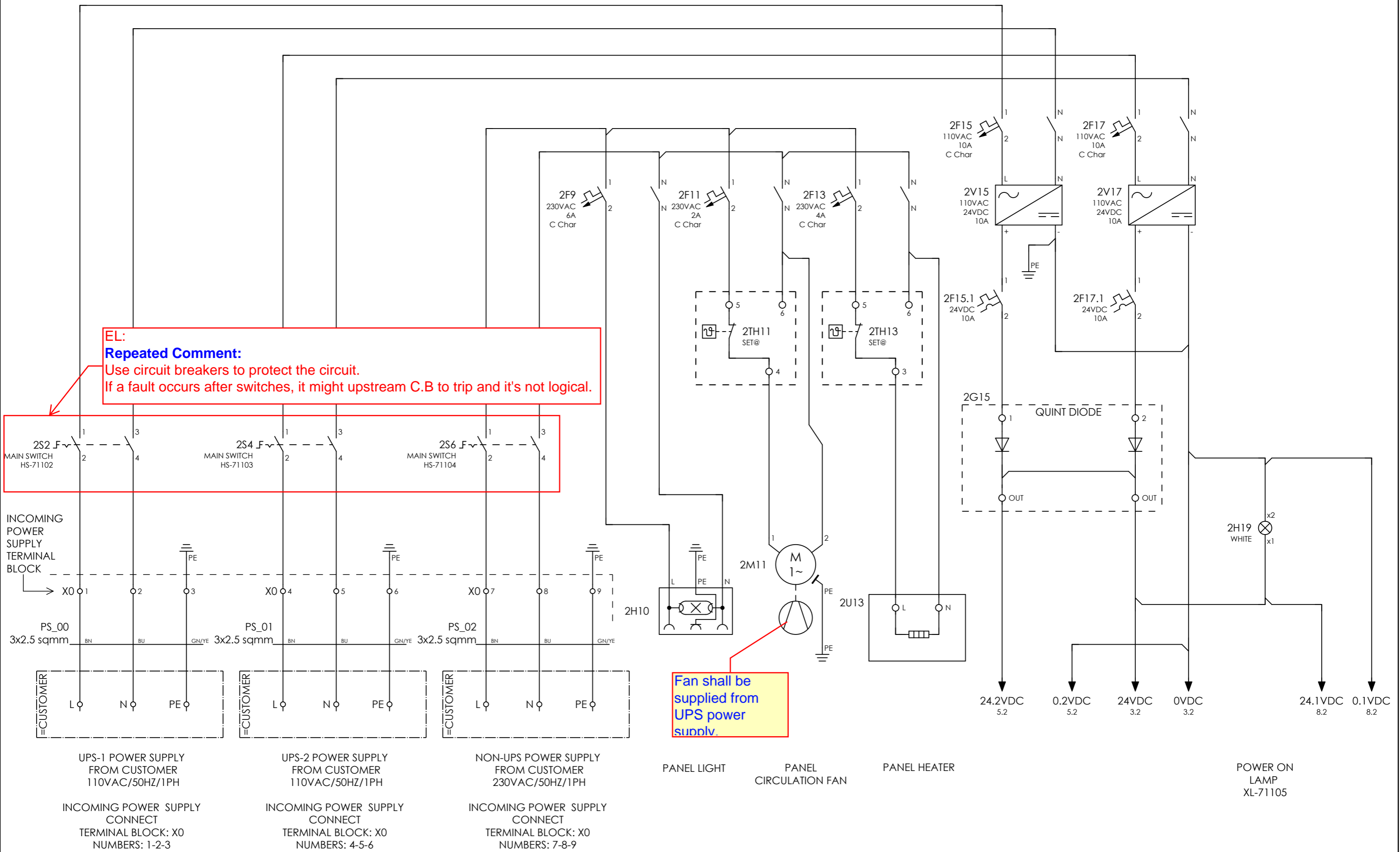
TERMINAL STRIP DEFINITION

UNIT CONTROL PANEL
UCP-C7080-01

- X0 = POWER SUPPLY 110VAC / 230VAC FROM CUSTOMER
- X1 = SOLENOIDS
- X2 = ANALOGUE INPUTS
- X3 = ANALOGUE OUTPUTS
- X4 = SERIAL COMMUNICATION MODBUS TCP/IP TO CUSTOMER
- X5 = CONNECTION PUSHBUTTONS / LAMPS
- X8 = SIGNALS TO / FROM DISTRIBUTION BOARD
- X9 = EMERGENCY SHUTDOWN
- X10 = SIGNALS TO ESD
- X11 = SIGNALS FROM FCS

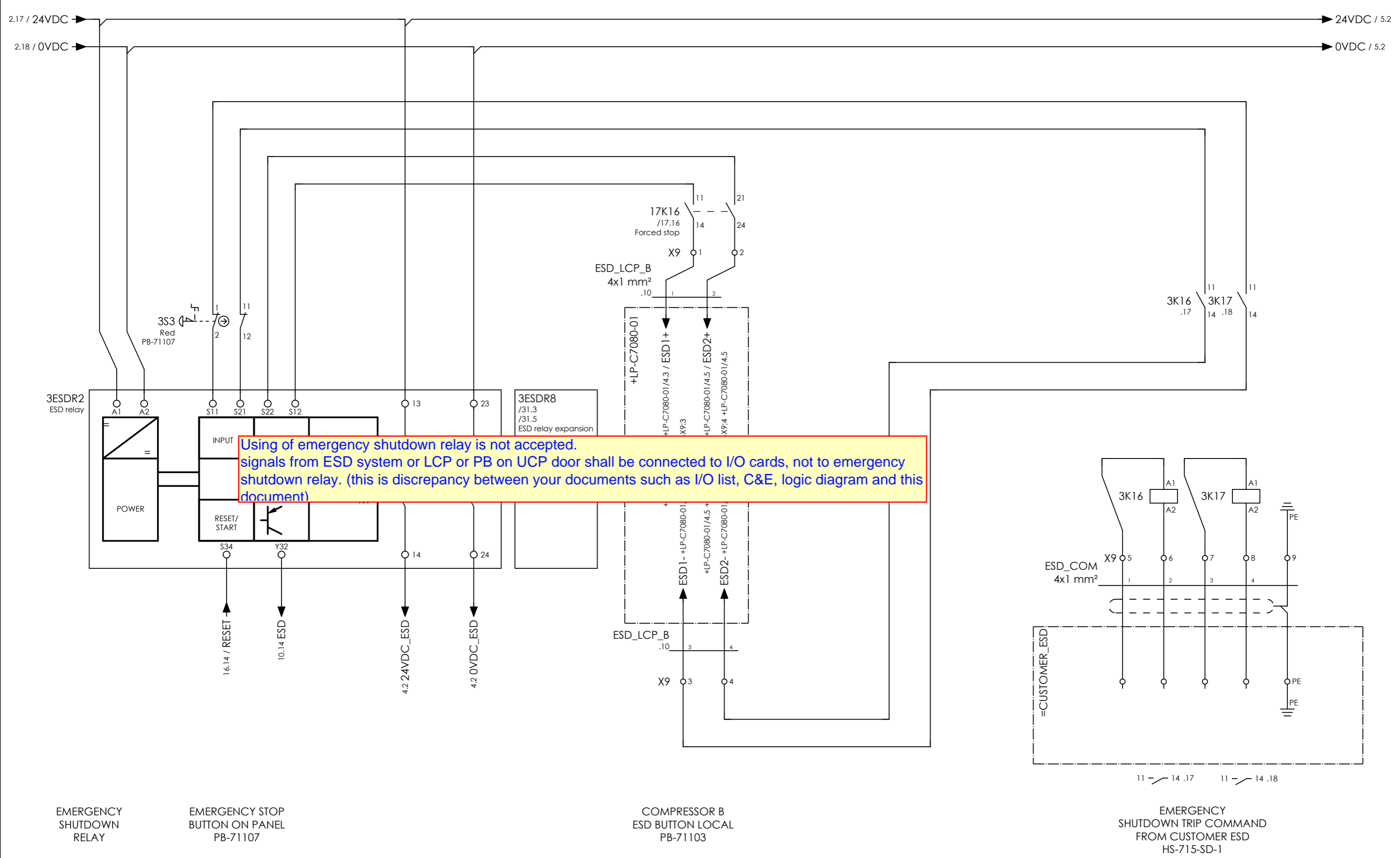


CLIENT DWG NO.	BU-20-VD-303-IN-DIG-0093	SUBJECT		DRAWN BY	htaheer	= 20-C-7080
EQUIPMENT NO.	20-C-7080	TERMINAL STRIP DEFINITION		CHECKED BY	RBE	+ UCP-C7080-01
EQUIPMENT LOCATION	Iran, Onshore	ADAPTED TO P&ID REVISION	03	LAST MODIFICATION DATE	07/12/2021	CURRENT PAGE
THIS DRAWING IS OWNED BY AIRPACK, AND SHALL NOT BE PRINTED OR COPIED IN ANY OTHER WAY THAN WITH AIRPACKS PERMISSION!	CLIENT	Bushehr Petrochemical Company (BUPC)		AIRPACK DWG NO.	17811-05B	
	CLIENT REF.	Bushehr MEG Plant Project		REVISION	02	
	AIRPACK REF.	17811-05B		TOTAL PAGE AMOUNT	11	



CLIENT DWG NO.	BU-20-VD-303-IN-DIG-0093	SUBJECT	POWER SUPPLY
EQUIPMENT NO.	20-C-7080	ADAPTED TO P&ID REVISION	03
EQUIPMENT LOCATION	Iran, Onshore	CLIENT	Bushehr Petrochemical Company (BUPC)
THIS DRAWING IS OWNED BY AIRPACK, AND SHALL NOT BE PRINTED OR COPIED IN ANY OTHER WAY THAN WITH AIRPACKS PERMISSION!		CLIENT REF.	Bushehr MEG Plant Project
		AIRPACK REF.	17811-05B

DRAWN BY	htaher	= 20-C-7080
CHECKED BY	RBE	+ UCP-C7080-01
LAST MODIFICATION DATE	07/12/2021	CURRENT PAGE
AIRPACK DWG NO.	17811-05B	
REVISION	02	
TOTAL PAGE AMOUNT	12	

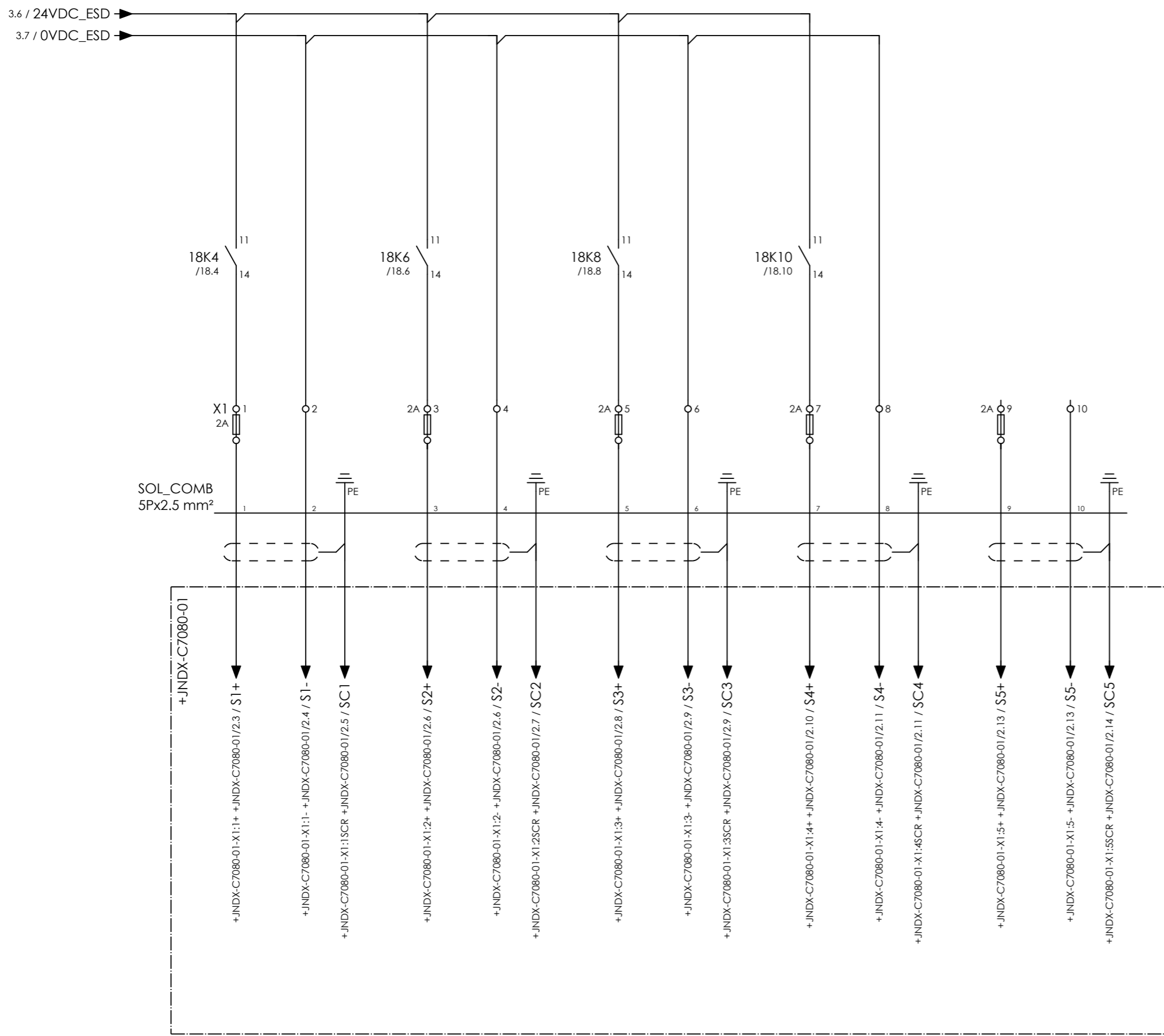


Using of emergency shutdown relay is not accepted. signals from ESD system or LCP or PB on UCP door shall be connected to I/O cards, not to emergency shutdown relay. (this is discrepancy between your documents such as I/O list, C&E, logic diagram and this document)



CLIENT DWG NO.	BU-20-VD-303-IN-DIG-0093	SUBJECT	EMERGENCY SHUTDOWN
EQUIPMENT NO.	20-C-7080	ADAPTED TO P&ID REVISION	03
EQUIPMENT LOCATION	Iran, Onshore	CLIENT	Bushehr Petrochemical Company (BUPC)
THIS DRAWING IS OWNED BY AIRPACK, AND SHALL NOT BE PRINTED OR COPIED IN ANY OTHER WAY THAN WITH AIRPACKS PERMISSION!	CLIENT REF.	Bushehr MEG Plant Project	
	AIRPACK REF.	17811-05B	

DRAWN BY	htaher	= 20-C-7080
CHECKED BY	RBE	+ UCP-C7080-01
LAST MODIFICATION DATE	07/12/2021	CURRENT PAGE
AIRPACK DWG NO.	17811-05B	
REVISION	02	
TOTAL PAGE AMOUNT	13	



COMPRESSOR B
INLET
SOLENOID VALVE
XY-71101

COMPRESSOR B
COOLING WATER INLET
SOLENOID VALVE
XY-71102

SPARE

SPARE

SPARE

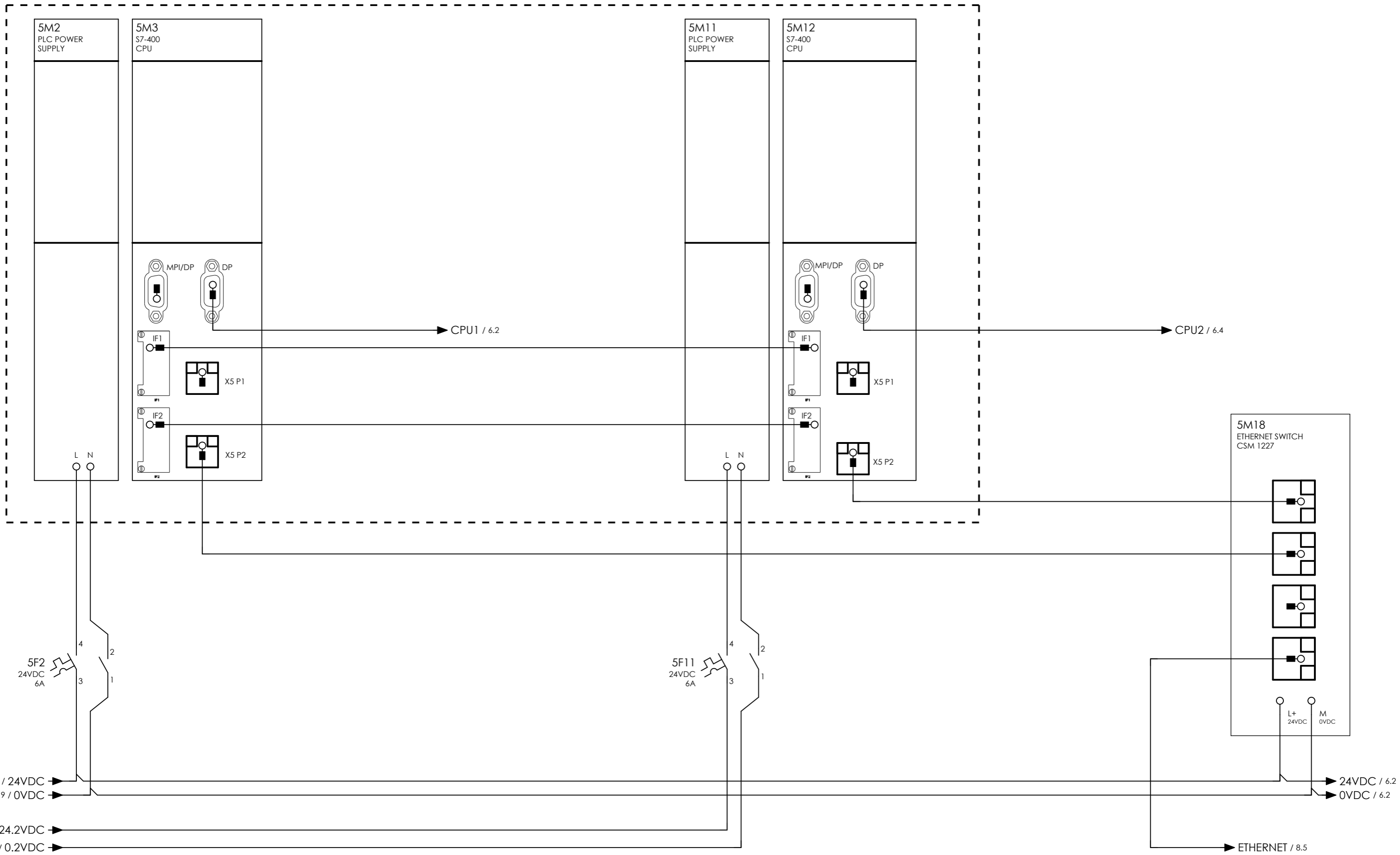


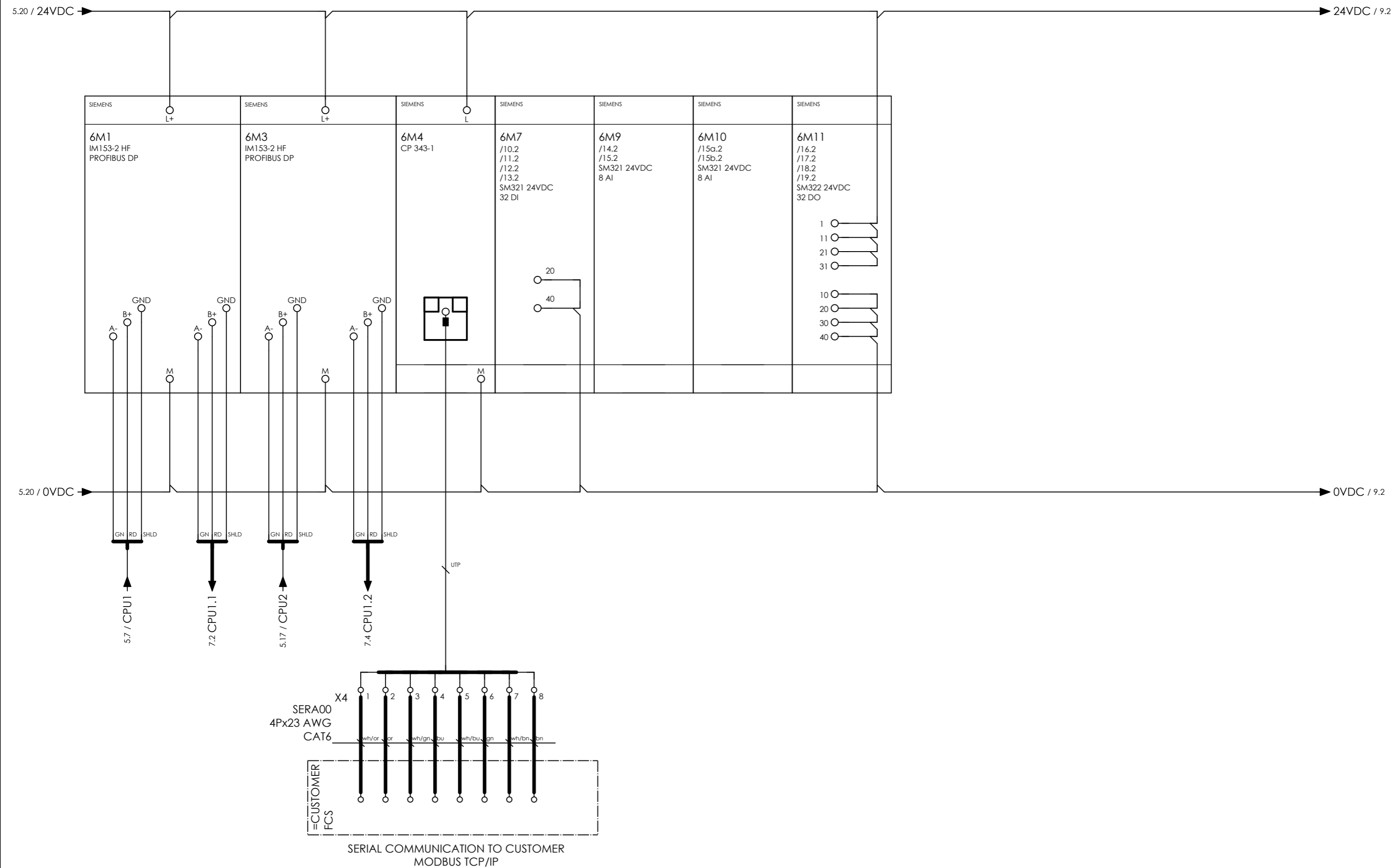
CLIENT DWG NO.	BU-20-VD-303-IN-DIG-0093
EQUIPMENT NO.	20-C-7080
EQUIPMENT LOCATION	Iran, Onshore
THIS DRAWING IS OWNED BY AIRPACK, AND SHALL NOT BE PRINTED OR COPIED IN ANY OTHER WAY THAN WITH AIRPACKS PERMISSION!	

SUBJECT SOLENOIDS	
ADAPTED TO P&ID REVISION	03
CLIENT	Bushehr Petrochemical Company (BUPC)
CLIENT REF.	Bushehr MEG Plant Project
AIRPACK REF.	17811-05B

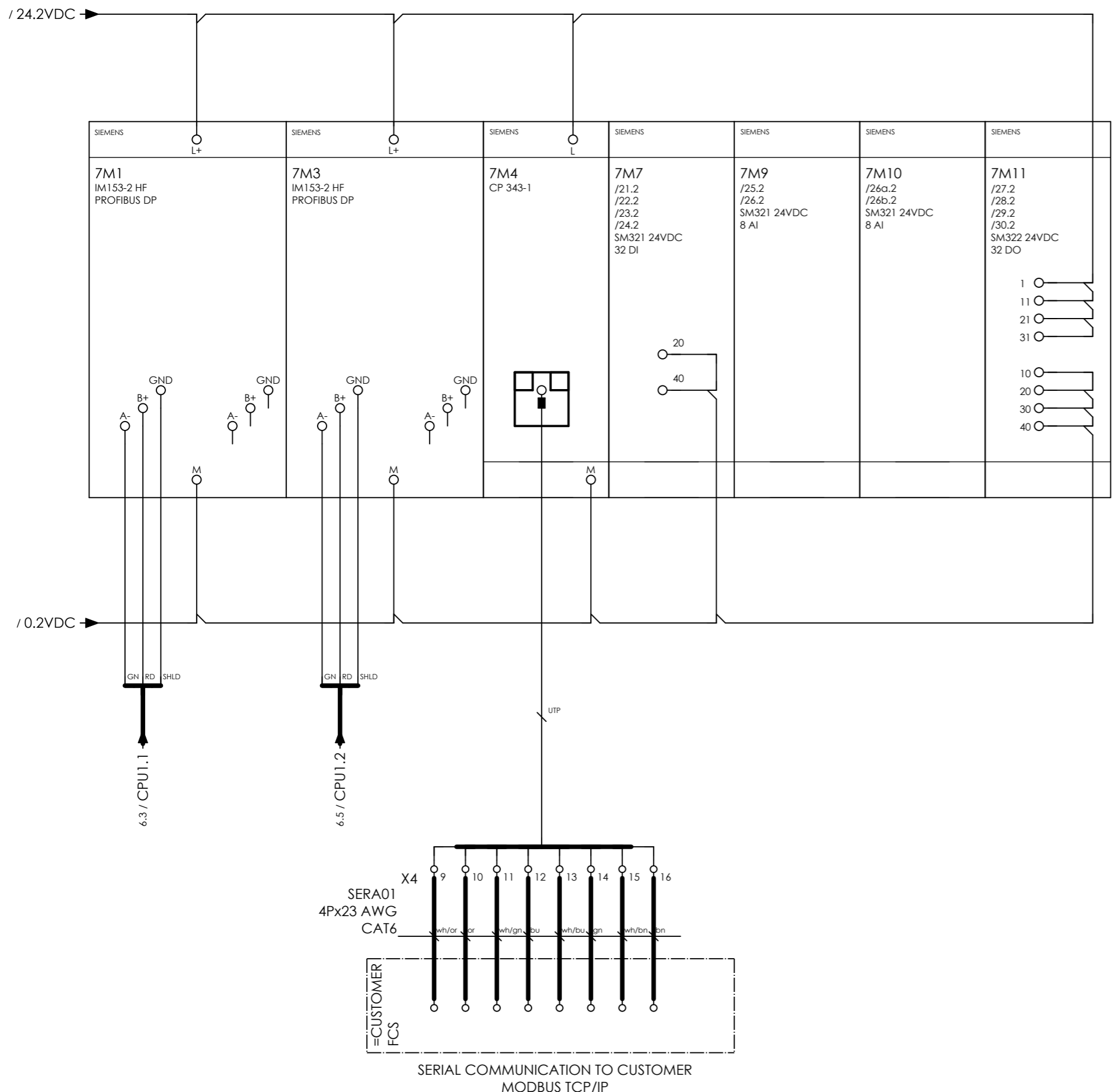
DRAWN BY	htaher
CHECKED BY	RBE
LAST MODIFICATION DATE	07/12/2021
AIRPACK DWG NO.	17811-05B
REVISION	02
TOTAL PAGE AMOUNT	14

= 20-C-7080
+ UCP-C7080-01
CURRENT PAGE





CLIENT DWG NO.	BU-20-VD-303-IN-DIG-0093	SUBJECT		DRAWN BY	htaher	= 20-C-7080
EQUIPMENT NO.	20-C-7080	IO RACK I		CHECKED BY	RBE	+ UCP-C7080-01
EQUIPMENT LOCATION	Iran, Onshore	ADAPTED TO P&ID REVISION	03	LAST MODIFICATION DATE	07/12/2021	CURRENT PAGE
THIS DRAWING IS OWNED BY AIRPACK, AND SHALL NOT BE PRINTED OR COPIED IN ANY OTHER WAY THAN WITH AIRPACKS PERMISSION!		CLIENT	Bushehr Petrochemical Company (BUPC)	AIRPACK DWG NO.	17811-05B	
		CLIENT REF.	Bushehr MEG Plant Project	REVISION	02	
		AIRPACK REF.	17811-05B	TOTAL PAGE AMOUNT	16	



CLIENT DWG NO.	BU-20-VD-303-IN-DIG-0093
EQUIPMENT NO.	20-C-7080
EQUIPMENT LOCATION	Iran, Onshore
THIS DRAWING IS OWNED BY AIRPACK, AND SHALL NOT BE PRINTED OR COPIED IN ANY OTHER WAY THAN WITH AIRPACKS PERMISSION!	

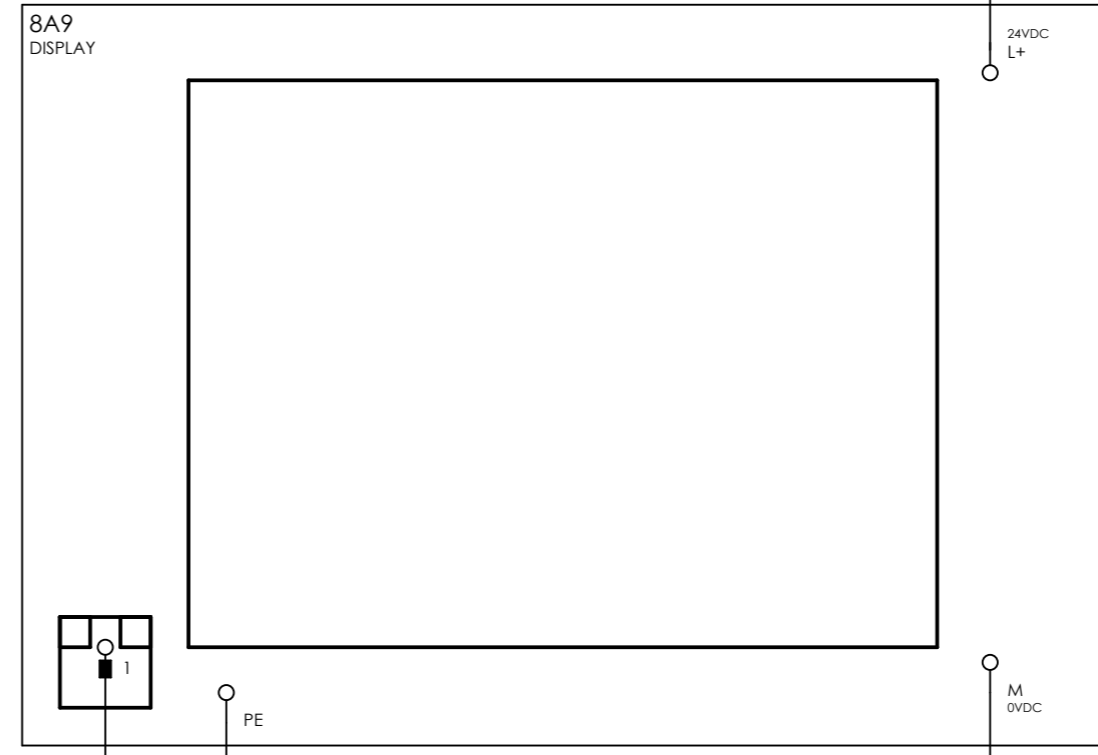
SUBJECT IO RACK II	
ADAPTED TO P&ID REVISION	03
CLIENT	Bushehr Petrochemical Company (BUPC)
CLIENT REF.	Bushehr MEG Plant Project
AIRPACK REF.	17811-05B

DRAWN BY	htaher
CHECKED BY	RBE
LAST MODIFICATION DATE	07/12/2021
AIRPACK DWG NO.	17811-05B
REVISION	02
TOTAL PAGE AMOUNT	17

= 20-C-7080
+ UCP-C7080-01
CURRENT PAGE

2.19 / 24.1VDC → 24.1VDC / 10.3

DISPLAY MOUNTED ON PANEL DOOR



5.18 / ETHERNET → UTP

2.20 / 0.1VDC → 0.1VDC / 16.2

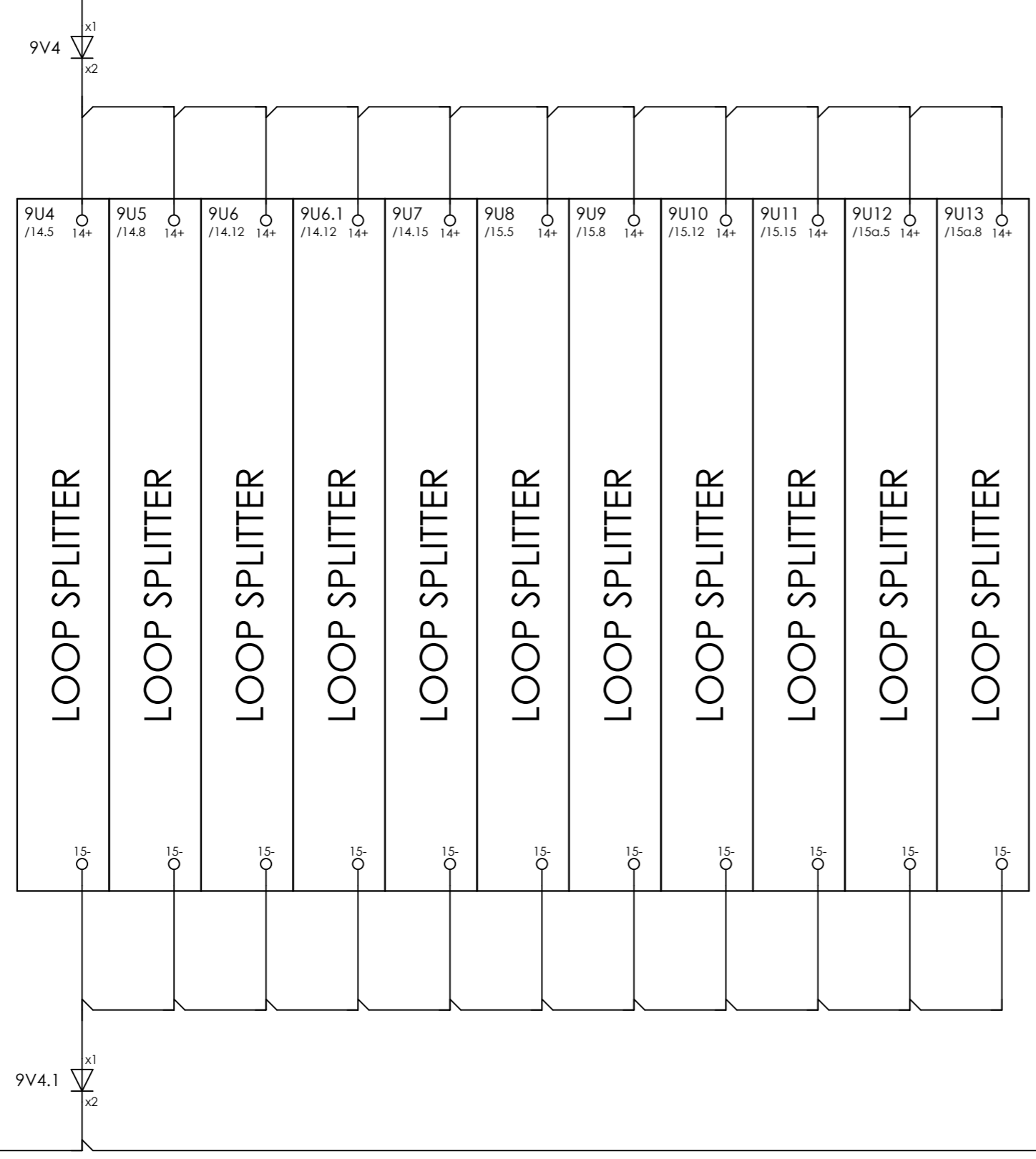


CLIENT DWG NO.	BU-20-VD-303-IN-DIG-0093
EQUIPMENT NO.	20-C-7080
EQUIPMENT LOCATION	Iran, Onshore
THIS DRAWING IS OWNED BY AIRPACK, AND SHALL NOT BE PRINTED OR COPIED IN ANY OTHER WAY THAN WITH AIRPACKS PERMISSION!	

SUBJECT		DISPLAY	
ADAPTED TO P&ID REVISION	03	CLIENT	Bushehr Petrochemical Company (BUPC)
CLIENT REF.	Bushehr MEG Plant Project	AIRPACK REF.	17811-05B

DRAWN BY	htaher	=	20-C-7080
CHECKED BY	RBE	+	UCP-C7080-01
LAST MODIFICATION DATE	07/12/2021	CURRENT PAGE	
AIRPACK DWG NO.	17811-05B		
REVISION	02		
TOTAL PAGE AMOUNT	18		

6.18 / 24VDC → 24VDC / 11.3



CLIENT DWG NO.	BU-20-VD-303-IN-DIG-0093
EQUIPMENT NO.	20-C-7080
EQUIPMENT LOCATION	Iran, Onshore
THIS DRAWING IS OWNED BY AIRPACK, AND SHALL NOT BE PRINTED OR COPIED IN ANY OTHER WAY THAN WITH AIRPACKS PERMISSION!	

SUBJECT LOOP SPLITTERS	
ADAPTED TO P&ID REVISION	03
CLIENT	Bushehr Petrochemical Company (BUPC)
CLIENT REF.	Bushehr MEG Plant Project
AIRPACK REF.	17811-05B

DRAWN BY	htaher	= 20-C-7080
CHECKED BY	RBE	+ UCP-C7080-01
LAST MODIFICATION DATE	07/12/2021	CURRENT PAGE
AIRPACK DWG NO.	17811-05B	
REVISION	02	
TOTAL PAGE AMOUNT	19	

8.19 / 24.1VDC → 24.1VDC /

10S4 E
GREEN

10S6 E
RED

10S8 E
BLACK

10S10 E
BLACK

10S12 E
BLACK

ESD / 3.4

21.4 DI.1

21.6 DI.2

21.8 DI.3

21.10 DI.4

21.12 DI.5

21.14 DI.6

6M7
16.7

16.0

16.1

16.2

16.3

16.4

16.5

16.6

16.7

COMPRESSOR B
START
PB-71105

COMPRESSOR B
STOP
PB-71106

COMPRESSOR B
LAMPTEST
PB-71108

COMPRESSOR B
ACCEPT
PB-71109

COMPRESSOR B
RESET
PB-71110

ESD
ENGAGED

SPARE

SPARE




CLIENT DWG NO.	BU-20-VD-303-IN-DIG-0093
EQUIPMENT NO.	20-C-7080
EQUIPMENT LOCATION	Iran, Onshore
THIS DRAWING IS OWNED BY AIRPACK, AND SHALL NOT BE PRINTED OR COPIED IN ANY OTHER WAY THAN WITH AIRPACKS PERMISSION!	

SUBJECT DIGITAL INPUTS I	
ADAPTED TO P&ID REVISION	03
CLIENT	Bushehr Petrochemical Company (BUPC)
CLIENT REF.	Bushehr MEG Plant Project
AIRPACK REF.	17811-05B

DRAWN BY	htaher
CHECKED BY	RBE
LAST MODIFICATION DATE	07/12/2021
AIRPACK DWG NO.	17811-05B
REVISION	02
TOTAL PAGE AMOUNT	20

= 20-C-7080
+ UCP-C7080-01
CURRENT PAGE



COMPRESSOR B
START
PB-71101

COMPRESSOR B
STOP
PB-71102

COMPRESSOR B
LAMPTEST
PB-71104

COMPRESSOR B
LOCAL
PB-71105

COMPRESSOR B
REMOTE
PB-71105

SPARE
HS-71101

SPARE

SPARE



CLIENT DWG NO.	BU-20-VD-303-IN-DIG-0093
EQUIPMENT NO.	20-C-7080
EQUIPMENT LOCATION	Iran, Onshore

THIS DRAWING IS OWNED BY AIRPACK, AND SHALL NOT BE PRINTED OR COPIED IN ANY OTHER WAY THAN WITH AIRPACKS PERMISSION!

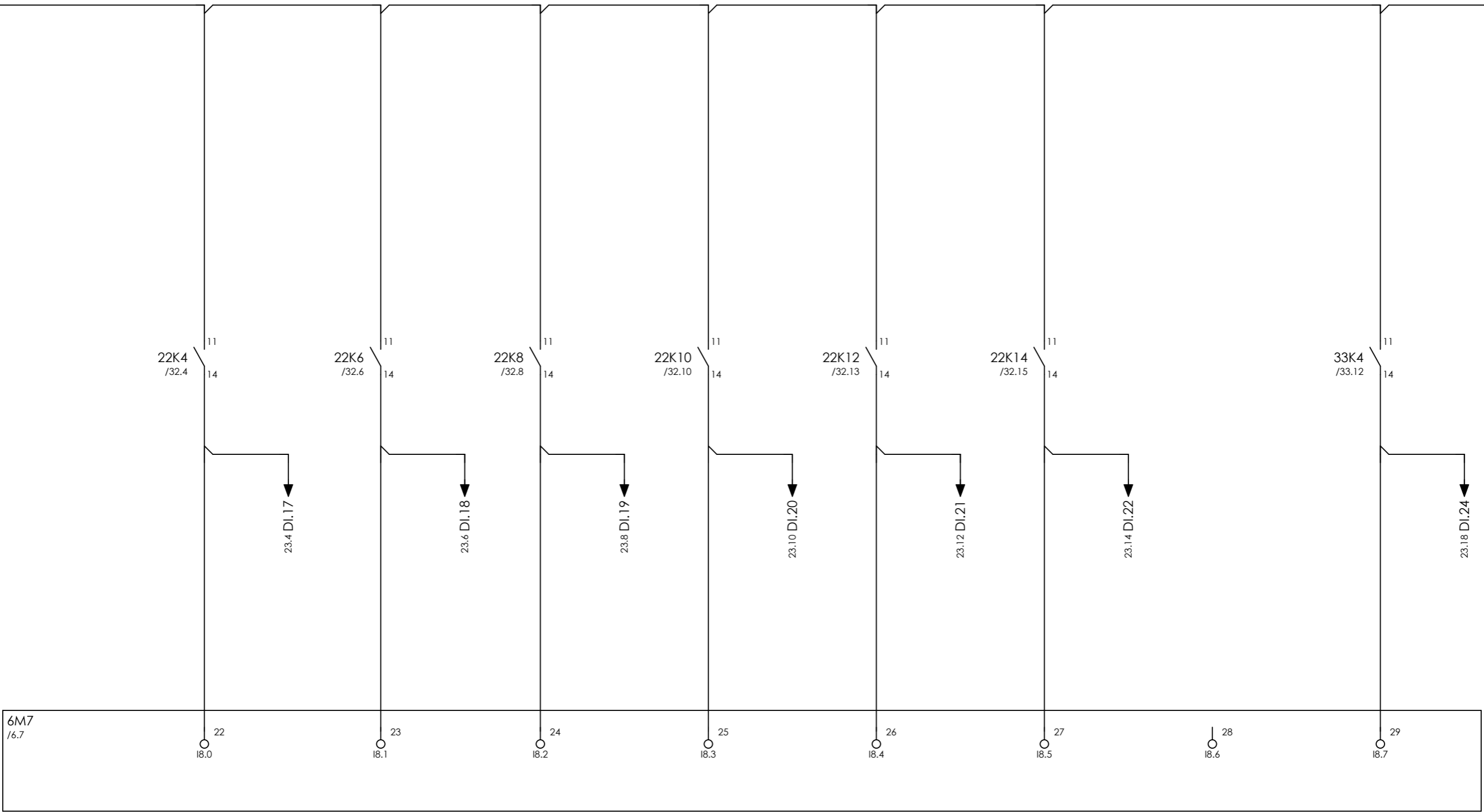
SUBJECT	DIGITAL INPUTS I
ADAPTED TO P&ID REVISION	03

CLIENT	Bushehr Petrochemical Company (BUPC)
CLIENT REF.	Bushehr MEG Plant Project
AIRPACK REF.	17811-05B

DRAWN BY	htaher
CHECKED BY	RBE
LAST MODIFICATION DATE	07/12/2021
AIRPACK DWG NO.	17811-05B
REVISION	02
TOTAL PAGE AMOUNT	21

= 20-C-7080
+ UCP-C7080-01
CURRENT PAGE

11.19 / 24VDC → 24VDC / 13.2



COMPRESSOR B
MAIN MOTOR 20-C-7080-M
RUNNING

COMPRESSOR B
MAIN MOTOR 20-C-7080-M
FAULT

COMPRESSOR B
OIL HEATER LG-71101
ON

COMPRESSOR B
OIL HEATER LG-71101
FAULT

SPARE

SPARE

SPARE

TIME
SYNCHRONIZATION
XCS-715



CLIENT DWG NO.	BU-20-VD-303-IN-DIG-0093
EQUIPMENT NO.	20-C-7080
EQUIPMENT LOCATION	Iran, Onshore

THIS DRAWING IS OWNED BY AIRPACK, AND SHALL NOT BE PRINTED OR COPIED IN ANY OTHER WAY THAN WITH AIRPACKS PERMISSION!

SUBJECT	DIGITAL INPUTS I
ADAPTED TO P&ID REVISION	03

CLIENT	Bushehr Petrochemical Company (BUPC)
CLIENT REF.	Bushehr MEG Plant Project
AIRPACK REF.	17811-05B

DRAWN BY	htaher
CHECKED BY	RBE
LAST MODIFICATION DATE	07/12/2021

AIRPACK DWG NO.	17811-05B
REVISION	02
TOTAL PAGE AMOUNT	22

= 20-C-7080
+ UCP-C7080-01
CURRENT PAGE

12.19 / 24VDC → 24VDC / 32.2

34K10
/34.10

11
14

24.4 DI.25

6M7
/6.7

32
19.0

33
19.1

34
19.2

35
19.3

36
19.4

37
19.5

38
19.6

39
19.7

PID CONTROL
CONTROL VALVE
ALARM

SPARE

SPARE

SPARE

SPARE

SPARE

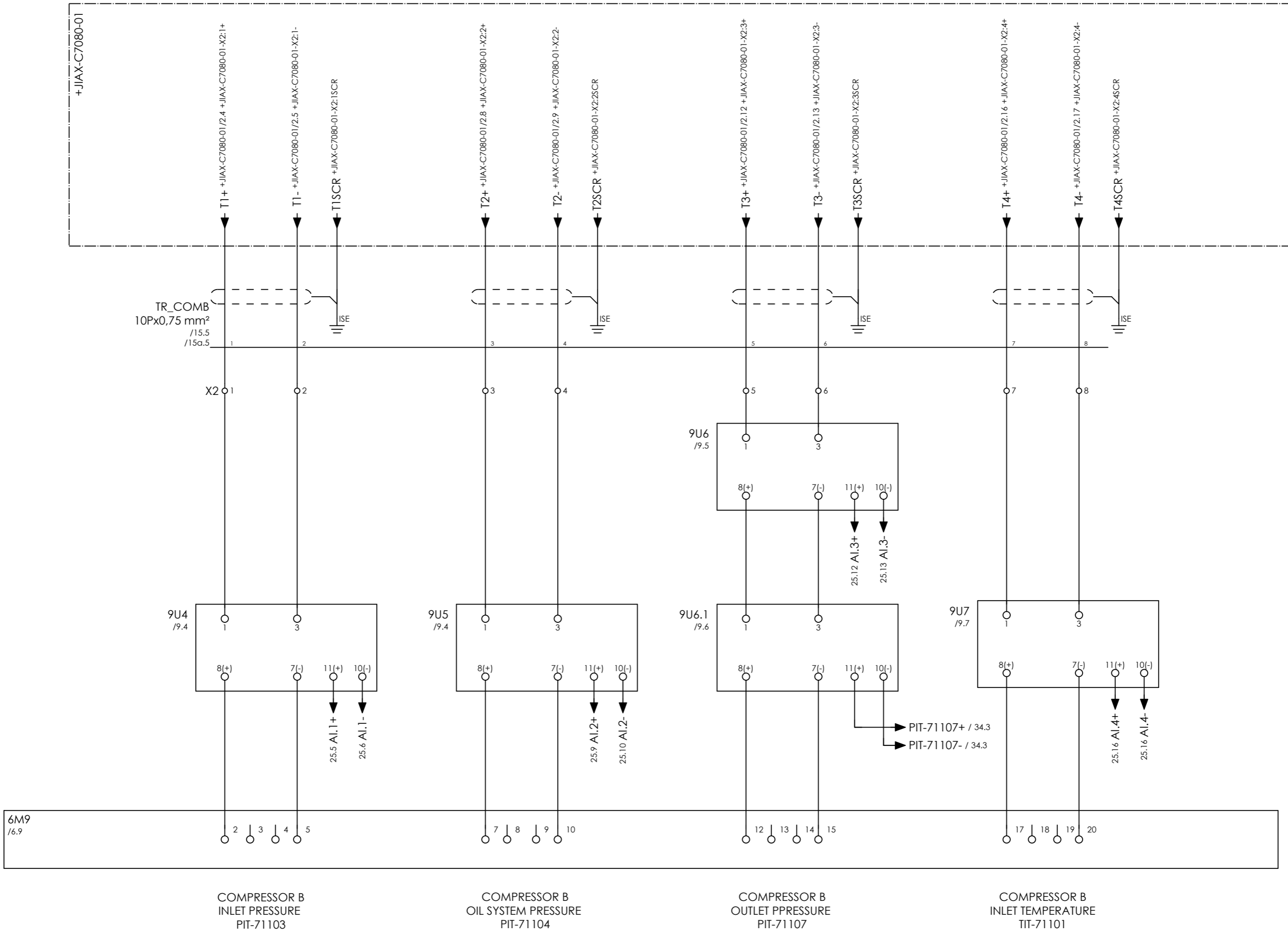
SPARE

SPARE



CLIENT DWG NO.	BU-20-VD-303-IN-DIG-0093
EQUIPMENT NO.	20-C-7080
EQUIPMENT LOCATION	Iran, Onshore
THIS DRAWING IS OWNED BY AIRPACK, AND SHALL NOT BE PRINTED OR COPIED IN ANY OTHER WAY THAN WITH AIRPACKS PERMISSION!	

SUBJECT		DRAWN BY	htaheer	= 20-C-7080
DIGITAL INPUTS I		CHECKED BY	RBE	+ UCP-C7080-01
ADAPTED TO P&ID REVISION	03	LAST MODIFICATION DATE	07/12/2021	CURRENT PAGE
CLIENT	Bushehr Petrochemical Company (BUPC)	AIRPACK DWG NO.	17811-05B	
CLIENT REF.	Bushehr MEG Plant Project	REVISION	02	
AIRPACK REF.	17811-05B	TOTAL PAGE AMOUNT	23	



COMPRESSOR B
INLET PRESSURE
PIT-71103

COMPRESSOR B
OIL SYSTEM PRESSURE
PIT-71104

COMPRESSOR B
OUTLET PRESSURE
PIT-71107

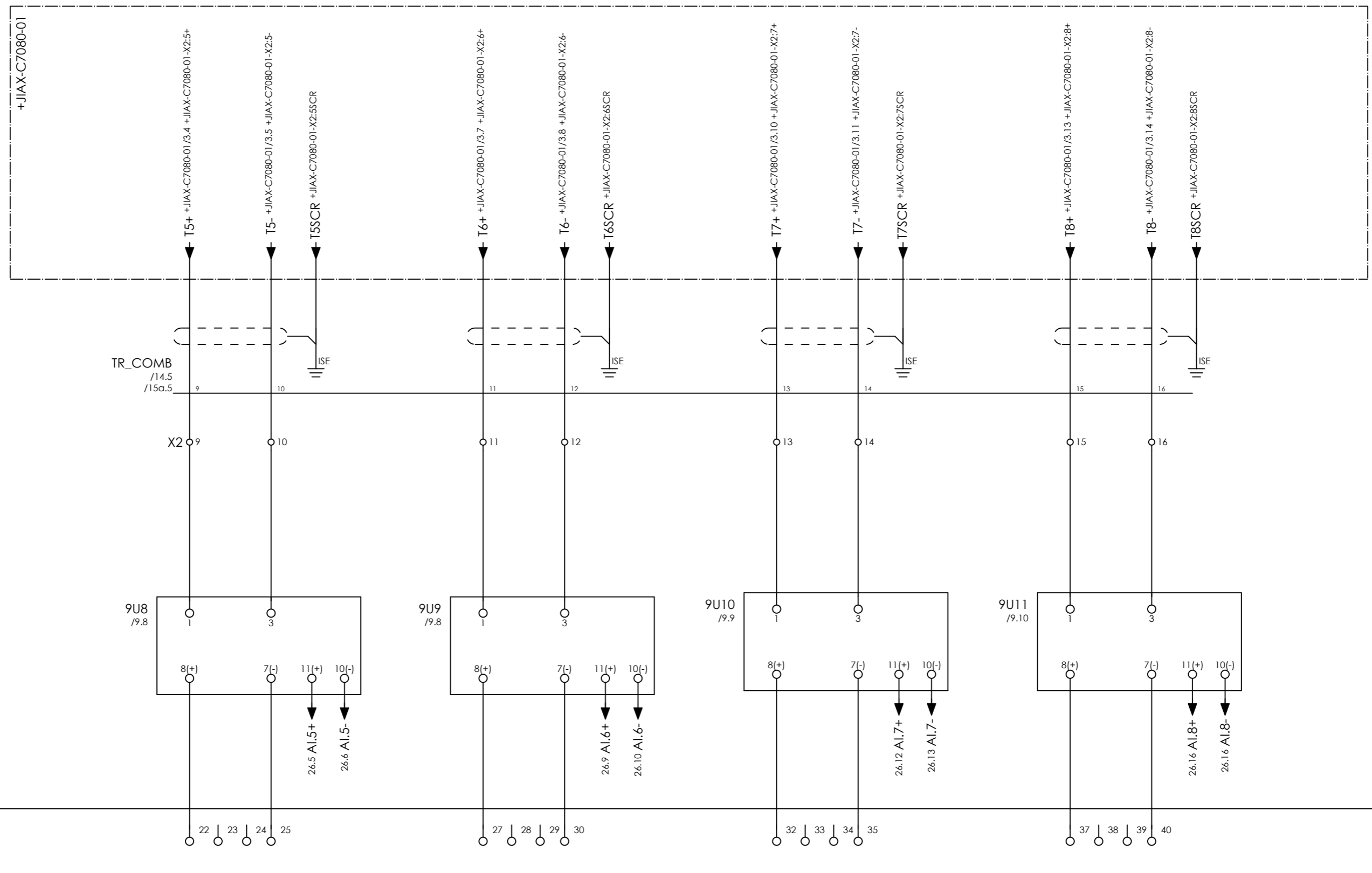
COMPRESSOR B
INLET TEMPERATURE
TIT-71101



CLIENT DWG NO.	BU-20-VD-303-IN-DIG-0093
EQUIPMENT NO.	20-C-7080
EQUIPMENT LOCATION	Iran, Onshore
THIS DRAWING IS OWNED BY AIRPACK, AND SHALL NOT BE PRINTED OR COPIED IN ANY OTHER WAY THAN WITH AIRPACKS PERMISSION!	

SUBJECT ANALOG INPUTS I	
ADAPTED TO P&ID REVISION	03
CLIENT	Bushehr Petrochemical Company (BUPC)
CLIENT REF.	Bushehr MEG Plant Project
AIRPACK REF.	17811-05B

DRAWN BY	htaher	= 20-C-7080
CHECKED BY	RBE	+ UCP-C7080-01
LAST MODIFICATION DATE	07/12/2021	CURRENT PAGE
AIRPACK DWG NO.	17811-05B	
REVISION	02	
TOTAL PAGE AMOUNT	24	



COMPRESSOR B
UPSTREAM AFTER COOLER TEMPERATURE
TIT-71102

COMPRESSOR B
COOLING WATER OUTLET FLOW
FT-71101

COMPRESSOR B
BEARING VIBRATION
VT-71101

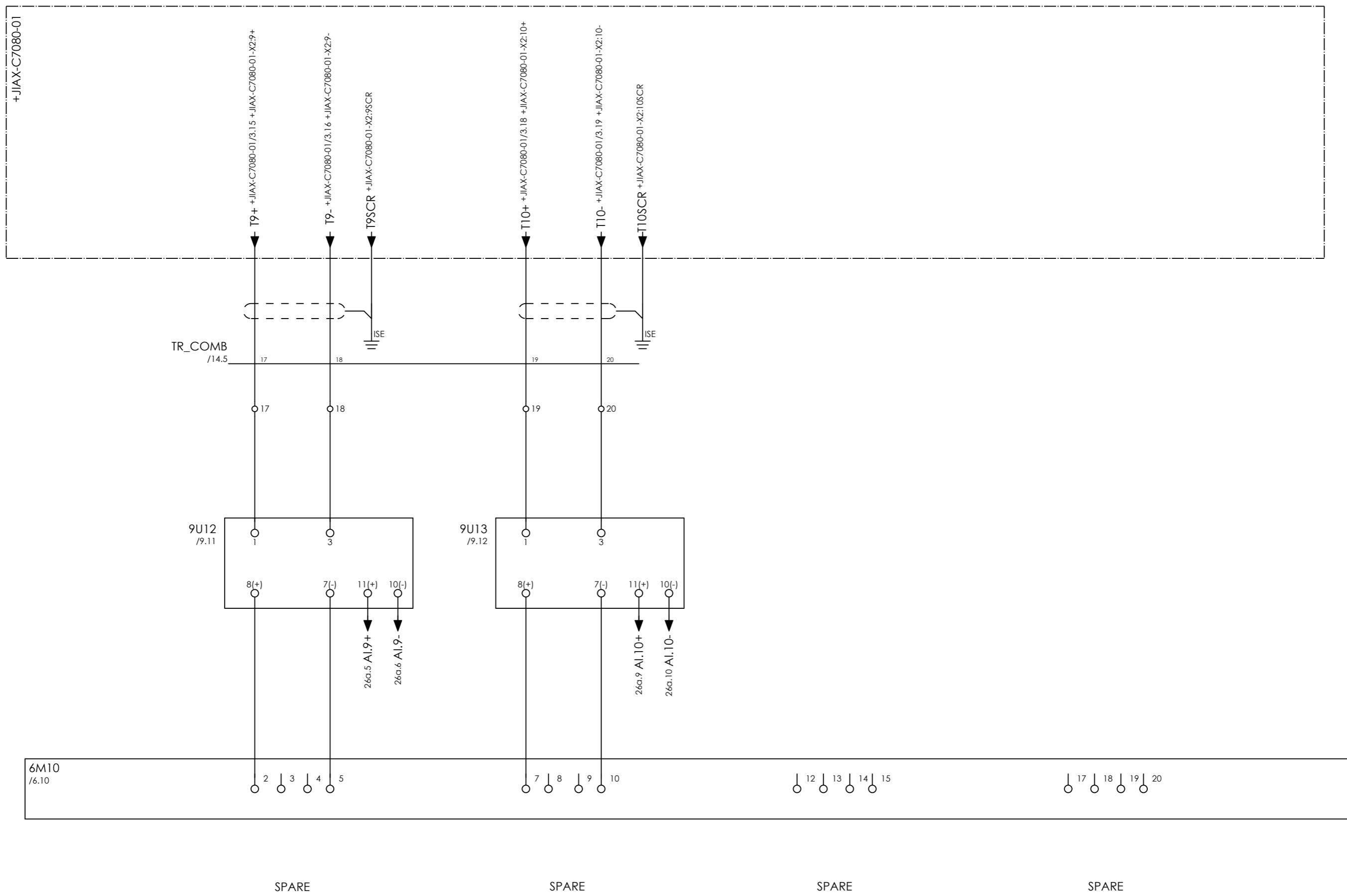
SPARE



CLIENT DWG NO.	BU-20-VD-303-IN-DIG-0093
EQUIPMENT NO.	20-C-7080
EQUIPMENT LOCATION	Iran, Onshore
THIS DRAWING IS OWNED BY AIRPACK, AND SHALL NOT BE PRINTED OR COPIED IN ANY OTHER WAY THAN WITH AIRPACKS PERMISSION!	

SUBJECT ANALOG INPUTS I	
ADAPTED TO P&ID REVISION	03
CLIENT	Bushehr Petrochemical Company (BUPC)
CLIENT REF.	Bushehr MEG Plant Project
AIRPACK REF.	17811-05B

DRAWN BY	htaher	= 20-C-7080
CHECKED BY	RBE	+ UCP-C7080-01
LAST MODIFICATION DATE	07/12/2021	CURRENT PAGE
AIRPACK DWG NO.	17811-05B	
REVISION	02	
TOTAL PAGE AMOUNT	25	



THIS DRAWING IS OWNED BY AIRPACK, AND SHALL NOT BE PRINTED OR COPIED IN ANY OTHER WAY THAN WITH AIRPACKS PERMISSION!

CLIENT DWG NO.	BU-20-VD-303-IN-DIG-0093	SUBJECT	ANALOG INPUTS I
EQUIPMENT NO.	20-C-7080	ADAPTED TO P&ID REVISION	03
EQUIPMENT LOCATION	Iran, Onshore	CLIENT	Bushehr Petrochemical Company (BUPC)
		CLIENT REF.	Bushehr MEG Plant Project
		AIRPACK REF.	17811-05B

DRAWN BY	htaher	= 20-C-7080
CHECKED BY	RBE	+ UCP-C7080-01
LAST MODIFICATION DATE	07/12/2021	CURRENT PAGE
AIRPACK DWG NO.	17811-05B	
REVISION	02	
TOTAL PAGE AMOUNT	26	



SPARE

SPARE

SPARE

SPARE

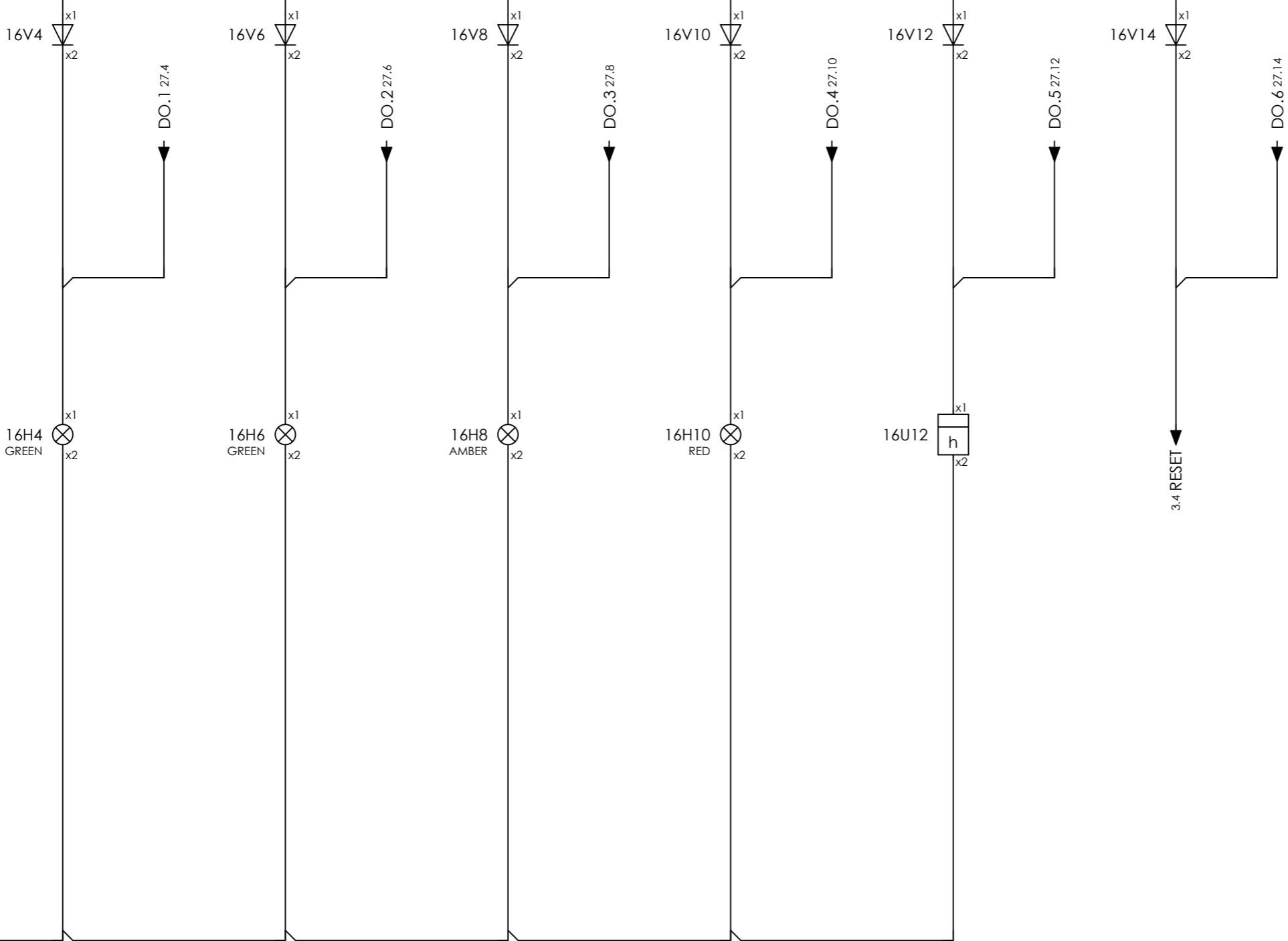



CLIENT DWG NO.	BU-20-VD-303-IN-DIG-0093
EQUIPMENT NO.	20-C-7080
EQUIPMENT LOCATION	Iran, Onshore
THIS DRAWING IS OWNED BY AIRPACK, AND SHALL NOT BE PRINTED OR COPIED IN ANY OTHER WAY THAN WITH AIRPACKS PERMISSION!	

SUBJECT ANALOG INPUTS I	
ADAPTED TO P&ID REVISION	03
CLIENT	Bushehr Petrochemical Company (BUPC)
CLIENT REF.	Bushehr MEG Plant Project
AIRPACK REF.	17811-05B

DRAWN BY	htaheh
CHECKED BY	RBE
LAST MODIFICATION DATE	07/12/2021
AIRPACK DWG NO.	17811-05B
REVISION	02
TOTAL PAGE AMOUNT	27

= 20-C-7080
+ UCP-C7080-01
CURRENT PAGE



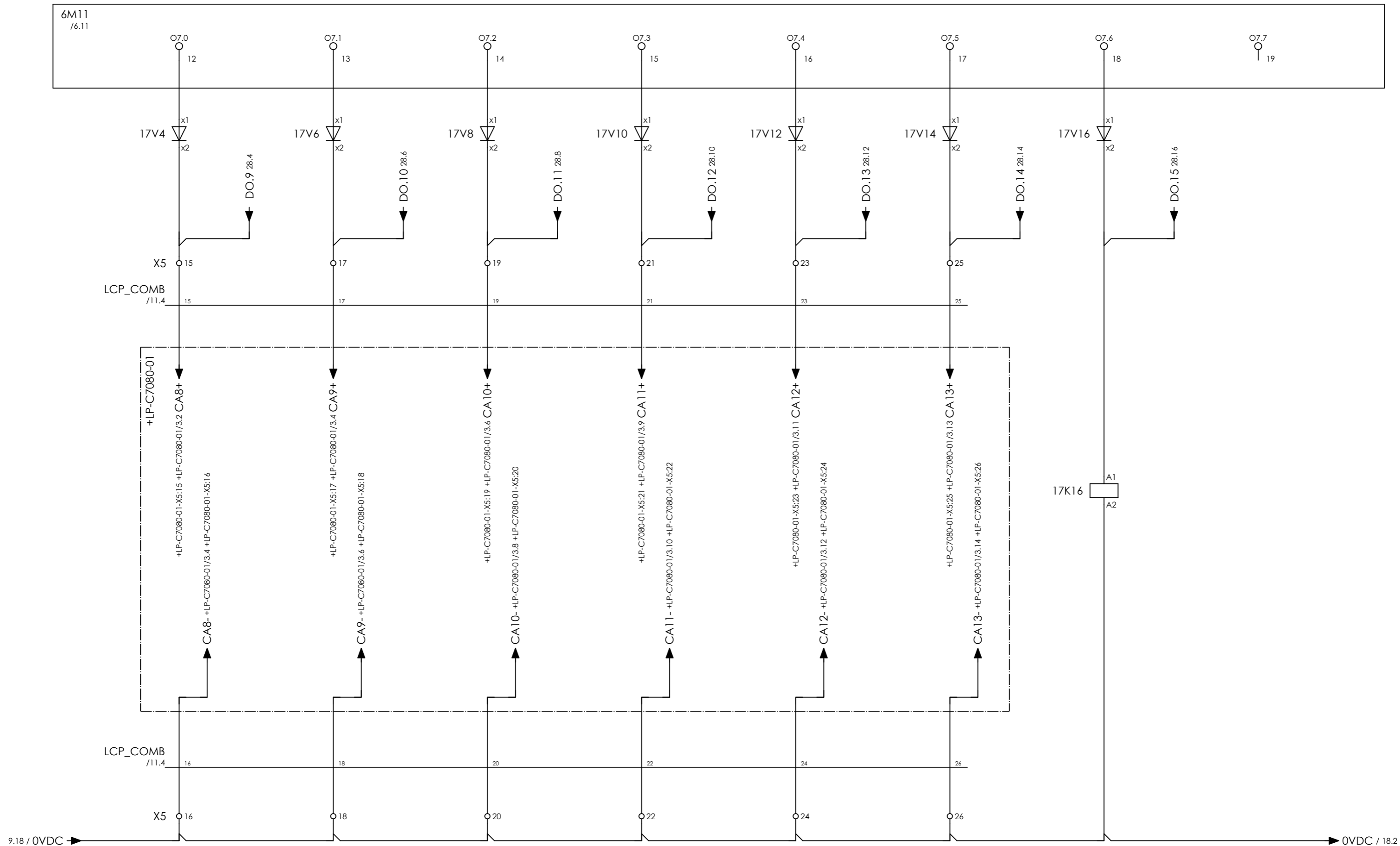
COMPRESSOR B OPERATIONAL XL-71106 COMPRESSOR B RUNNING XL-71107 COMPRESSOR B COMMON ALARM XL-71108 COMPRESSOR B COMMON TRIP XL-71109 COMPRESSOR B HOURMETER HM-71101 RESET ESD RELAY SPARE SPARE



CLIENT DWG NO.	BU-20-VD-303-IN-DIG-0093
EQUIPMENT NO.	20-C-7080
EQUIPMENT LOCATION	Iran, Onshore

SUBJECT DIGITAL OUTPUTS I	
ADAPTED TO P&ID REVISION	03
CLIENT	Bushehr Petrochemical Company (BUPC)
CLIENT REF.	Bushehr MEG Plant Project
AIRPACK REF.	17811-05B

DRAWN BY	htaher	= 20-C-7080
CHECKED BY	RBE	+ UCP-C7080-01
LAST MODIFICATION DATE	07/12/2021	CURRENT PAGE
AIRPACK DWG NO.	17811-05B	
REVISION	02	
TOTAL PAGE AMOUNT	28	



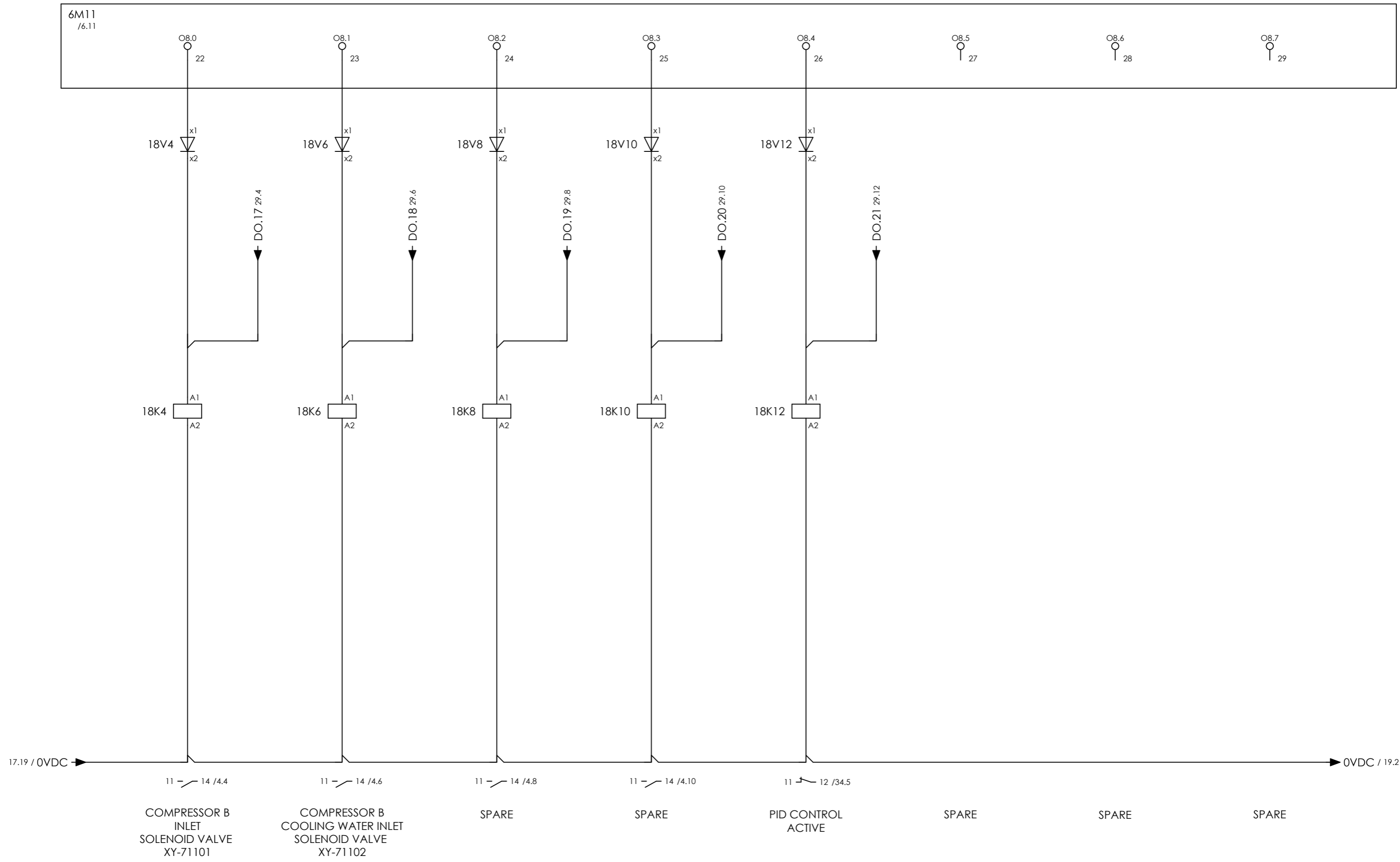
11 - 14 /3.10
21 - 24 /3.11

COMPRESSOR B OPERATIONAL XL-71101 COMPRESSOR B RUNNING XL-71102 COMPRESSOR B COMMON ALARM XL-71103 COMPRESSOR B COMMON TRIP XL-71104 SPARE SPARE COMPRESSOR B FORCED SHUTDOWN SPARE



CLIENT DWG NO.	BU-20-VD-303-IN-DIG-0093	SUBJECT	DIGITAL OUTPUTS I
EQUIPMENT NO.	20-C-7080	ADAPTED TO P&ID REVISION	03
EQUIPMENT LOCATION	Iran, Onshore	CLIENT	Bushehr Petrochemical Company (BUPC)
THIS DRAWING IS OWNED BY AIRPACK, AND SHALL NOT BE PRINTED OR COPIED IN ANY OTHER WAY THAN WITH AIRPACKS PERMISSION!		CLIENT REF.	Bushehr MEG Plant Project
		AIRPACK REF.	17811-05B

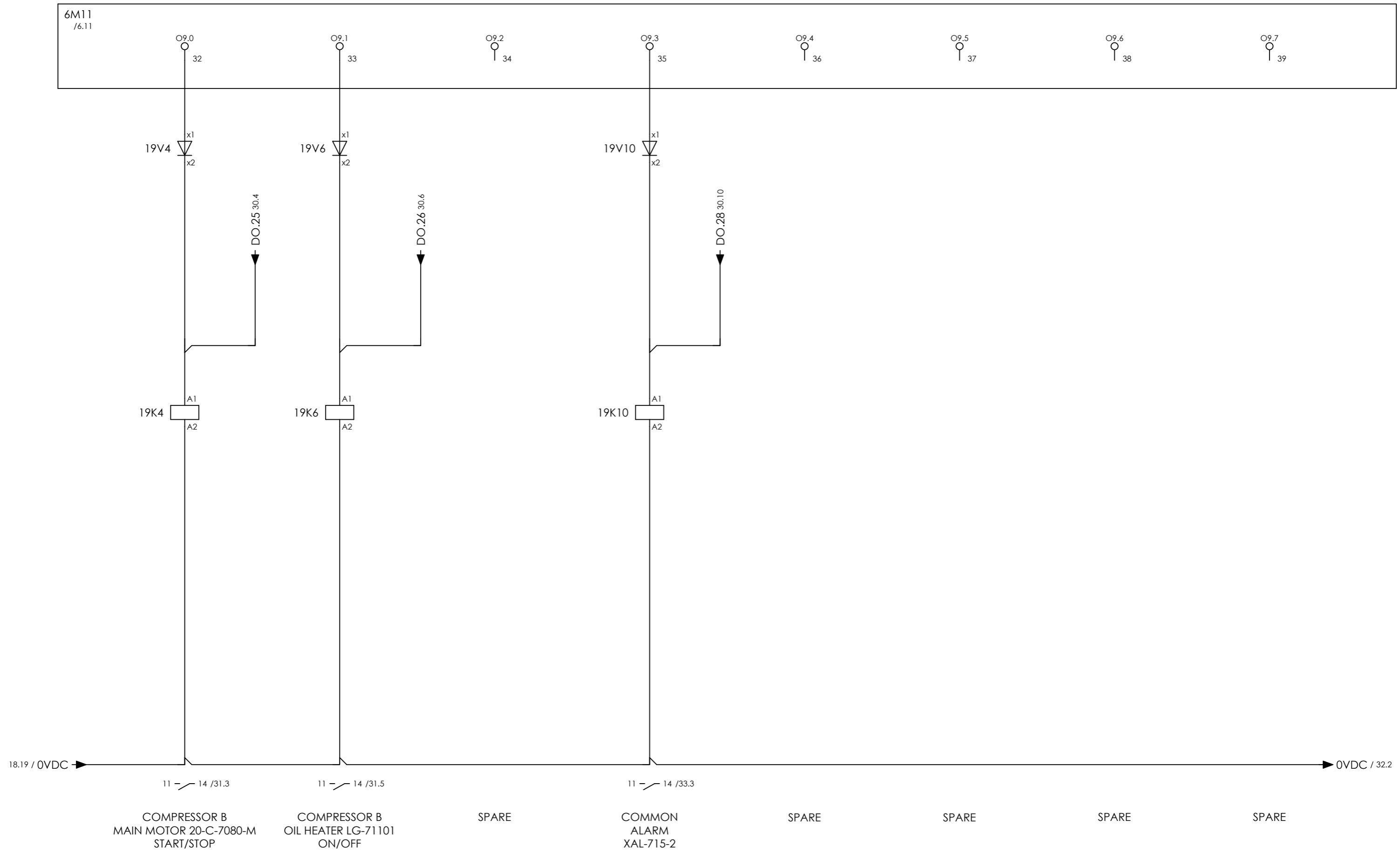
DRAWN BY	htaher	= 20-C-7080
CHECKED BY	RBE	+ UCP-C7080-01
LAST MODIFICATION DATE	07/12/2021	CURRENT PAGE
AIRPACK DWG NO.	17811-05B	
REVISION	02	
TOTAL PAGE AMOUNT	29	



CLIENT DWG NO.	BU-20-VD-303-IN-DIG-0093
EQUIPMENT NO.	20-C-7080
EQUIPMENT LOCATION	Iran, Onshore

SUBJECT DIGITAL OUTPUTS I	
ADAPTED TO P&ID REVISION	03
CLIENT	Bushehr Petrochemical Company (BUPC)
CLIENT REF.	Bushehr MEG Plant Project
AIRPACK REF.	17811-05B

DRAWN BY	htaher	= 20-C-7080
CHECKED BY	RBE	+ UCP-C7080-01
LAST MODIFICATION DATE	07/12/2021	CURRENT PAGE
AIRPACK DWG NO.	17811-05B	
REVISION	02	
TOTAL PAGE AMOUNT	30	



COMPRESSOR B
MAIN MOTOR 20-C-7080-M
START/STOP

COMPRESSOR B
OIL HEATER LG-71101
ON/OFF

SPARE

COMMON
ALARM
XAL-715-2

SPARE

SPARE

SPARE

SPARE



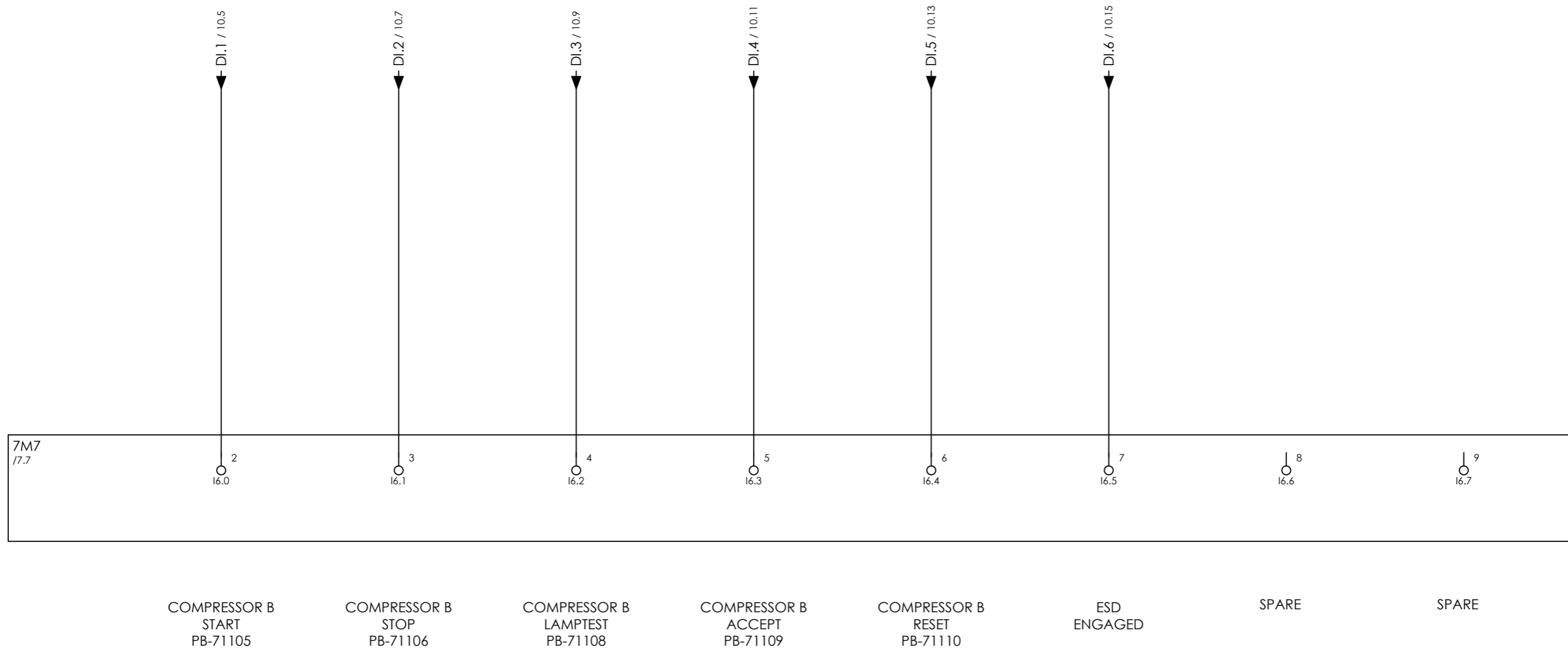
CLIENT DWG NO.	BU-20-VD-303-IN-DIG-0093
EQUIPMENT NO.	20-C-7080
EQUIPMENT LOCATION	Iran, Onshore
THIS DRAWING IS OWNED BY AIRPACK, AND SHALL NOT BE PRINTED OR COPIED IN ANY OTHER WAY THAN WITH AIRPACKS PERMISSION!	

SUBJECT		DRAWN BY	htaher	= 20-C-7080
DIGITAL OUTPUTS I		CHECKED BY	RBE	+ UCP-C7080-01
ADAPTED TO P&ID REVISION	03	LAST MODIFICATION DATE	07/12/2021	CURRENT PAGE
CLIENT	Bushehr Petrochemical Company (BUPC)	AIRPACK DWG NO.	17811-05B	
CLIENT REF.	Bushehr MEG Plant Project	REVISION	02	
AIRPACK REF.	17811-05B	TOTAL PAGE AMOUNT	31	

BLANK PAGE



THIS DRAWING IS OWNED BY AIRPACK, AND SHALL NOT BE PRINTED OR COPIED IN ANY OTHER WAY THAN WITH AIRPACKS PERMISSION!	CLIENT DWG NO.	BU-20-VD-303-IN-DIG-0093	SUBJECT		DRAWN BY	htaheer	= 20-C-7080
	EQUIPMENT NO.	20-C-7080	EMPTY PAGE		CHECKED BY	RBE	+ UCP-C7080-01
	EQUIPMENT LOCATION	Iran, Onshore	ADAPTED TO P&ID REVISION	03	LAST MODIFICATION DATE	07/12/2021	CURRENT PAGE
			CLIENT	Bushehr Petrochemical Company (BUPC)	AIRPACK DWG NO.	17811-05B	
			CLIENT REF.	Bushehr MEG Plant Project	REVISION	02	
		AIRPACK REF.	17811-05B	TOTAL PAGE AMOUNT	32		

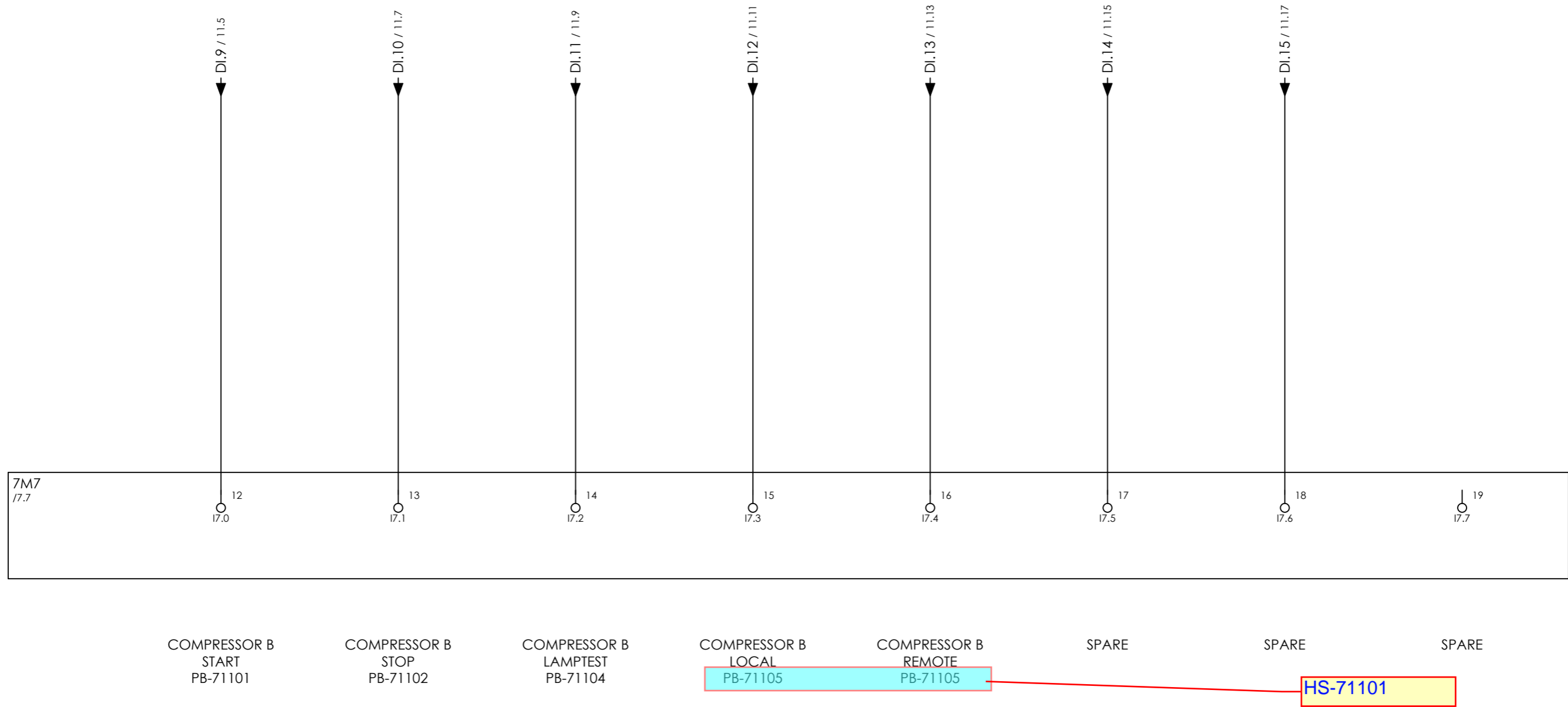


CLIENT DWG NO.	BU-20-VD-303-IN-DIG-0093
EQUIPMENT NO.	20-C-7080
EQUIPMENT LOCATION	Iran, Onshore

SUBJECT DIGITAL INPUTS II	
ADAPTED TO P&ID REVISION	03
CLIENT	Bushehr Petrochemical Company (BUPC)
CLIENT REF.	Bushehr MEG Plant Project
AIRPACK REF.	17811-05B

DRAWN BY	htaher
CHECKED BY	RBE
LAST MODIFICATION DATE	07/12/2021
AIRPACK DWG NO.	17811-05B
REVISION	02
TOTAL PAGE AMOUNT	33

= 20-C-7080	CURRENT PAGE
+ UCP-C7080-01	

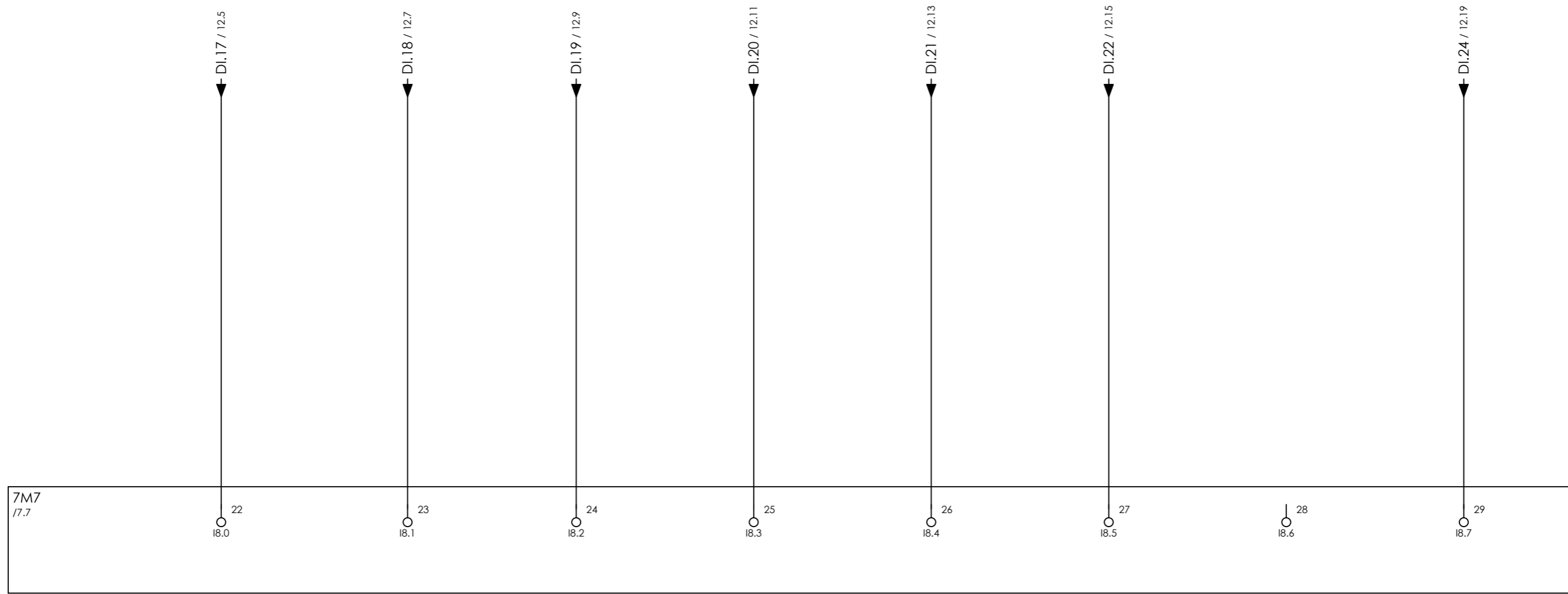


CLIENT DWG NO.	BU-20-VD-303-IN-DIG-0093
EQUIPMENT NO.	20-C-7080
EQUIPMENT LOCATION	Iran, Onshore

SUBJECT DIGITAL INPUTS II	
ADAPTED TO P&ID REVISION	03
CLIENT	Bushehr Petrochemical Company (BUPC)
CLIENT REF.	Bushehr MEG Plant Project
AIRPACK REF.	17811-05B

DRAWN BY	htaher
CHECKED BY	RBE
LAST MODIFICATION DATE	07/12/2021
AIRPACK DWG NO.	17811-05B
REVISION	02
TOTAL PAGE AMOUNT	34

= 20-C-7080
+ UCP-C7080-01
CURRENT PAGE



COMPRESSOR B
MAIN MOTOR 20-C-7080-M
RUNNING

COMPRESSOR B
MAIN MOTOR 20-C-7080-M
FAULT

COMPRESSOR B
OIL HEATER LG-71101
ON

COMPRESSOR B
OIL HEATER LG-71101
FAULT

SPARE

SPARE

SPARE

TIME
SYNCHRONIZATION
XCS-715

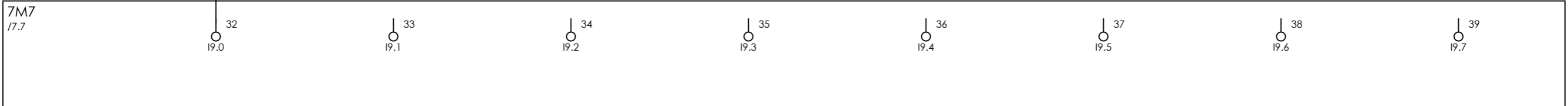


CLIENT DWG NO.	BU-20-VD-303-IN-DIG-0093
EQUIPMENT NO.	20-C-7080
EQUIPMENT LOCATION	Iran, Onshore
THIS DRAWING IS OWNED BY AIRPACK, AND SHALL NOT BE PRINTED OR COPIED IN ANY OTHER WAY THAN WITH AIRPACKS PERMISSION!	

SUBJECT DIGITAL INPUTS II	
ADAPTED TO P&ID REVISION	03
CLIENT	Bushehr Petrochemical Company (BUPC)
CLIENT REF.	Bushehr MEG Plant Project
AIRPACK REF.	17811-05B

DRAWN BY	htaher
CHECKED BY	RBE
LAST MODIFICATION DATE	07/12/2021
AIRPACK DWG NO.	17811-05B
REVISION	02
TOTAL PAGE AMOUNT	35

= 20-C-7080
+ UCP-C7080-01
CURRENT PAGE



PID CONTROL
CONTROL VALVE
ALARM

SPARE

SPARE

SPARE

SPARE

SPARE

SPARE

SPARE

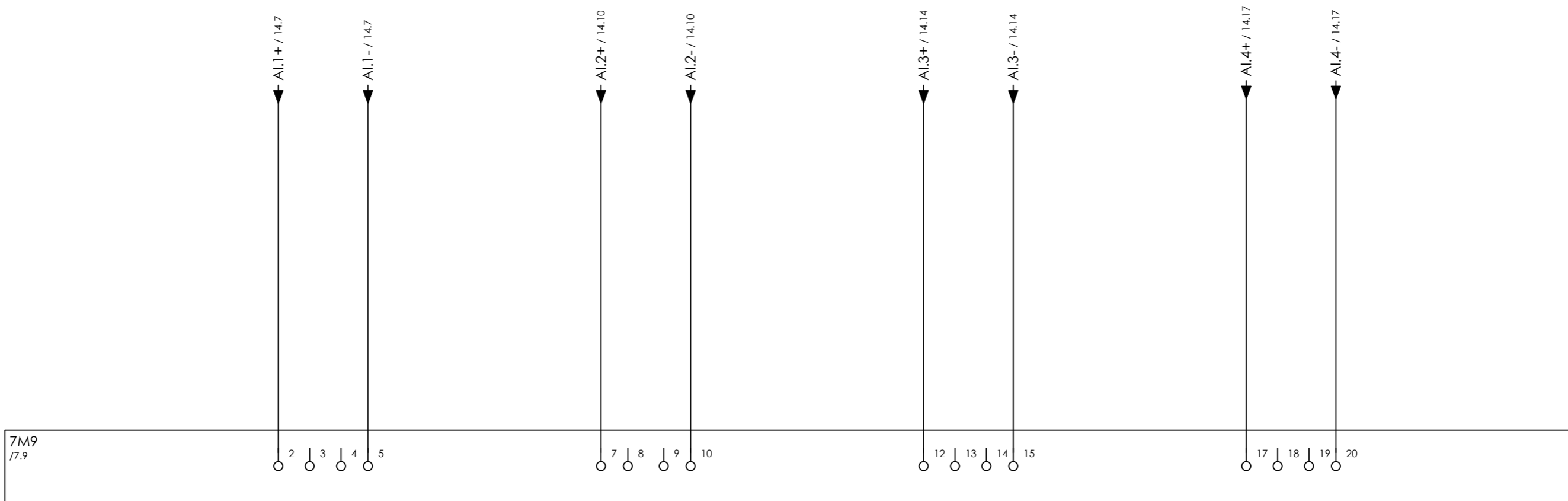


CLIENT DWG NO.	BU-20-VD-303-IN-DIG-0093
EQUIPMENT NO.	20-C-7080
EQUIPMENT LOCATION	Iran, Onshore
THIS DRAWING IS OWNED BY AIRPACK, AND SHALL NOT BE PRINTED OR COPIED IN ANY OTHER WAY THAN WITH AIRPACKS PERMISSION!	

SUBJECT DIGITAL INPUTS II	
ADAPTED TO P&ID REVISION	03
CLIENT	Bushehr Petrochemical Company (BUPC)
CLIENT REF.	Bushehr MEG Plant Project
AIRPACK REF.	17811-05B

DRAWN BY	htaher
CHECKED BY	RBE
LAST MODIFICATION DATE	07/12/2021
AIRPACK DWG NO.	17811-05B
REVISION	02
TOTAL PAGE AMOUNT	36

= 20-C-7080
+ UCP-C7080-01
CURRENT PAGE



COMPRESSOR B
INLET PRESSURE
PIT-71103

COMPRESSOR B
OIL SYSTEM PRESSURE
PIT-71104

COMPRESSOR B
OUTLET PPRESSURE
PIT-71107

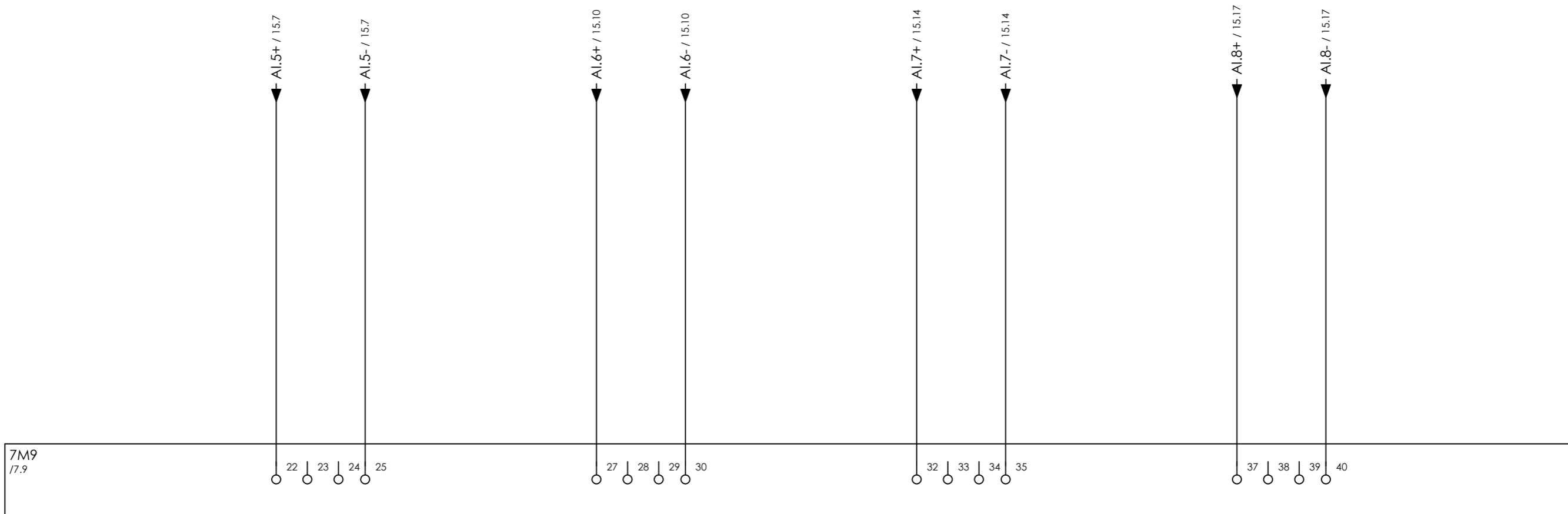
COMPRESSOR B
INLET TEMPERATURE
TIT-71101



THIS DRAWING IS OWNED BY AIRPACK, AND SHALL NOT BE PRINTED OR COPIED IN ANY OTHER WAY THAN WITH AIRPACKS PERMISSION!

CLIENT DWG NO.	BU-20-VD-303-IN-DIG-0093	SUBJECT	
EQUIPMENT NO.	20-C-7080	ANALOG INPUTS II	
EQUIPMENT LOCATION	Iran, Onshore	ADAPTED TO P&ID REVISION	03
		CLIENT	Bushehr Petrochemical Company (BUPC)
		CLIENT REF.	Bushehr MEG Plant Project
		AIRPACK REF.	17811-05B

DRAWN BY	htaher	= 20-C-7080
CHECKED BY	RBE	+ UCP-C7080-01
LAST MODIFICATION DATE	07/12/2021	CURRENT PAGE
AIRPACK DWG NO.	17811-05B	
REVISION	02	
TOTAL PAGE AMOUNT	37	



COMPRESSOR B
UPSTREAM AFTER COOLER TEMPERATURE
TIT-71102

COMPRESSOR B
COOLING WATER OUTLET FLOW
FT-71101

COMPRESSOR B
BEARING VIBRATION
VT-71101

SPARE

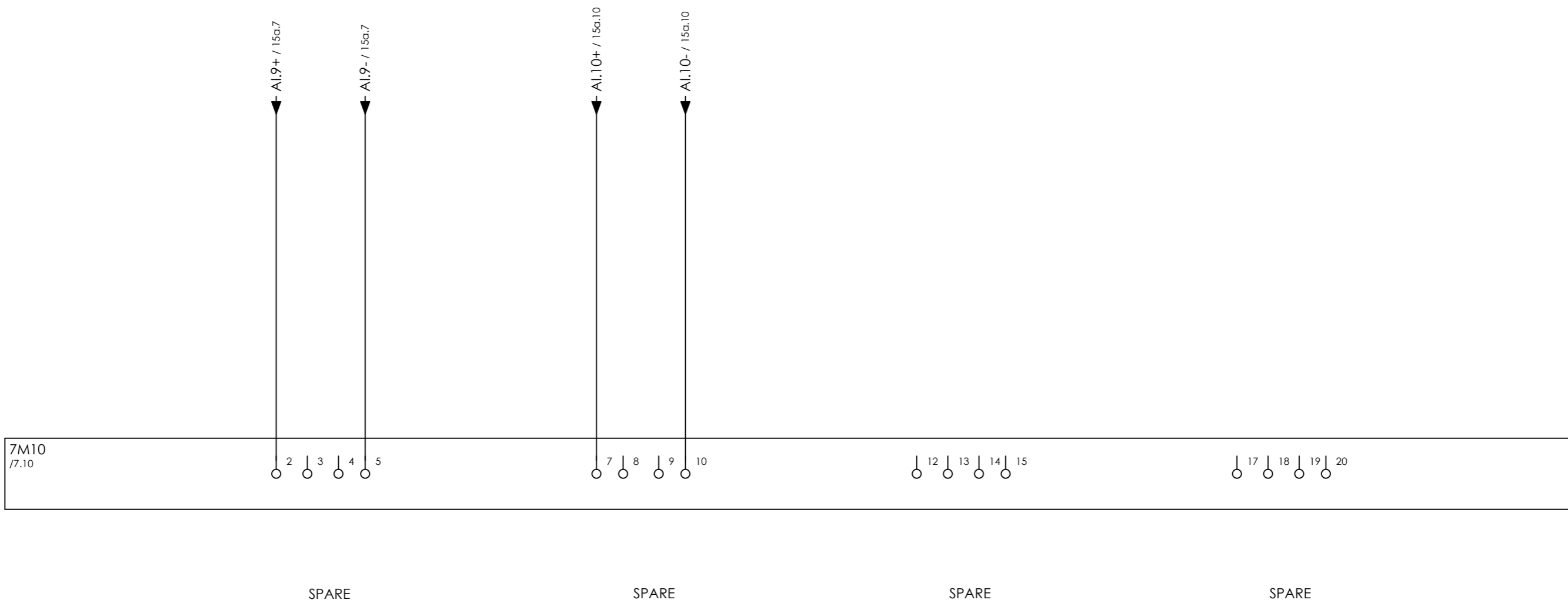


CLIENT DWG NO. BU-20-VD-303-IN-DIG-0093
EQUIPMENT NO. 20-C-7080
EQUIPMENT LOCATION Iran, Onshore
THIS DRAWING IS OWNED BY AIRPACK, AND SHALL NOT BE PRINTED OR COPIED IN ANY OTHER WAY THAN WITH AIRPACKS PERMISSION!

SUBJECT ANALOG INPUTS II
ADAPTED TO P&ID REVISION 03
CLIENT Bushehr Petrochemical Company (BUPC)
CLIENT REF. Bushehr MEG Plant Project
AIRPACK REF. 17811-05B

DRAWN BY htaher
CHECKED BY RBE
LAST MODIFICATION DATE 07/12/2021
AIRPACK DWG NO. 17811-05B
REVISION 02
TOTAL PAGE AMOUNT 38

= 20-C-7080
+ UCP-C7080-01
CURRENT PAGE
26




CLIENT DWG NO.	BU-20-VD-303-IN-DIG-0093
EQUIPMENT NO.	20-C-7080
EQUIPMENT LOCATION	Iran, Onshore

SUBJECT	
ANALOG INPUTS II	
ADAPTED TO P&ID REVISION	03
CLIENT	Bushehr Petrochemical Company (BUPC)
CLIENT REF.	Bushehr MEG Plant Project
AIRPACK REF.	17811-05B

DRAWN BY	htaher
CHECKED BY	RBE
LAST MODIFICATION DATE	07/12/2021
AIRPACK DWG NO.	17811-05B
REVISION	02
TOTAL PAGE AMOUNT	39

= 20-C-7080
+ UCP-C7080-01
CURRENT PAGE



SPARE

SPARE

SPARE

SPARE




CLIENT DWG NO.	BU-20-VD-303-IN-DIG-0093
EQUIPMENT NO.	20-C-7080
EQUIPMENT LOCATION	Iran, Onshore
THIS DRAWING IS OWNED BY AIRPACK, AND SHALL NOT BE PRINTED OR COPIED IN ANY OTHER WAY THAN WITH AIRPACKS PERMISSION!	

SUBJECT ANALOG INPUTS II	
ADAPTED TO P&ID REVISION	03
CLIENT	Bushehr Petrochemical Company (BUPC)
CLIENT REF.	Bushehr MEG Plant Project
AIRPACK REF.	17811-05B

DRAWN BY	htaheh
CHECKED BY	RBE
LAST MODIFICATION DATE	07/12/2021
AIRPACK DWG NO.	17811-05B
REVISION	02
TOTAL PAGE AMOUNT	40

= 20-C-7080
+ UCP-C7080-01
CURRENT PAGE



27V4
x1
x2
16.5 / DO.1

27V6
x1
x2
16.7 / DO.2

27V8
x1
x2
16.9 / DO.3

27V10
x1
x2
16.11 / DO.4

27V12
x1
x2
16.13 / DO.5

27V14
x1
x2
16.15 / DO.6

COMPRESSOR B
OPERATIONAL
XL-71106

COMPRESSOR B
RUNNING
XL-71107

COMPRESSOR B
COMMON ALARM
XL-71108

COMPRESSOR B
COMMON TRIP
XL-71109

COMPRESSOR B
HOURMETER
HM-71101

RESET
ESD RELAY

SPARE

SPARE



CLIENT DWG NO.	BU-20-VD-303-IN-DIG-0093
EQUIPMENT NO.	20-C-7080
EQUIPMENT LOCATION	Iran, Onshore

SUBJECT DIGITAL OUTPUTS II	
ADAPTED TO P&ID REVISION	03
CLIENT	Bushehr Petrochemical Company (BUPC)
CLIENT REF.	Bushehr MEG Plant Project
AIRPACK REF.	17811-05B

DRAWN BY	htaher	= 20-C-7080
CHECKED BY	RBE	+ UCP-C7080-01
LAST MODIFICATION DATE	07/12/2021	CURRENT PAGE
AIRPACK DWG NO.	17811-05B	
REVISION	02	
TOTAL PAGE AMOUNT	41	



COMPRESSOR B
OPERATIONAL
XL-71101

COMPRESSOR B
RUNNING
XL-71102

COMPRESSOR B
COMMON ALARM
XL-71103

COMPRESSOR B
COMMON TRIP
XL-71104

SPARE

SPARE

COMPRESSOR B
FORCED SHUTDOWN

SPARE



CLIENT DWG NO.	BU-20-VD-303-IN-DIG-0093
EQUIPMENT NO.	20-C-7080
EQUIPMENT LOCATION	Iran, Onshore

SUBJECT	
DIGITAL OUTPUTS II	
ADAPTED TO P&ID REVISION	03
CLIENT	Bushehr Petrochemical Company (BUPC)
CLIENT REF.	Bushehr MEG Plant Project
AIRPACK REF.	17811-05B

DRAWN BY	htaher
CHECKED BY	RBE
LAST MODIFICATION DATE	07/12/2021
AIRPACK DWG NO.	17811-05B
REVISION	02
TOTAL PAGE AMOUNT	42

= 20-C-7080
+ UCP-C7080-01
CURRENT PAGE



COMPRESSOR B
INLET
SOLENOID VALVE
XY-71101

COMPRESSOR B
COOLING WATER INLET
SOLENOID VALVE
XY-71102

SPARE

SPARE

PID CONTROL
ACTIVE

SPARE

SPARE

SPARE



CLIENT DWG NO.	BU-20-VD-303-IN-DIG-0093
EQUIPMENT NO.	20-C-7080
EQUIPMENT LOCATION	Iran, Onshore

SUBJECT	
DIGITAL OUTPUTS II	
ADAPTED TO P&ID REVISION	03
CLIENT	Bushehr Petrochemical Company (BUPC)
CLIENT REF.	Bushehr MEG Plant Project
AIRPACK REF.	17811-05B

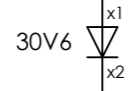
DRAWN BY	htaher
CHECKED BY	RBE
LAST MODIFICATION DATE	07/12/2021
AIRPACK DWG NO.	17811-05B
REVISION	02
TOTAL PAGE AMOUNT	43

= 20-C-7080
+ UCP-C7080-01
CURRENT PAGE

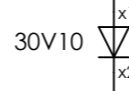
THIS DRAWING IS OWNED BY AIRPACK, AND SHALL NOT BE PRINTED OR COPIED IN ANY OTHER WAY THAN WITH AIRPACKS PERMISSION!



19.5 / DO.25



19.7 / DO.26



19.11 / DO.28

COMPRESSOR B
MAIN MOTOR 20-C-7080-M
START/STOP

COMPRESSOR B
OIL HEATER LG-71101
ON/OFF

SPARE

COMMON
ALARM
XAL-715-2

SPARE

SPARE

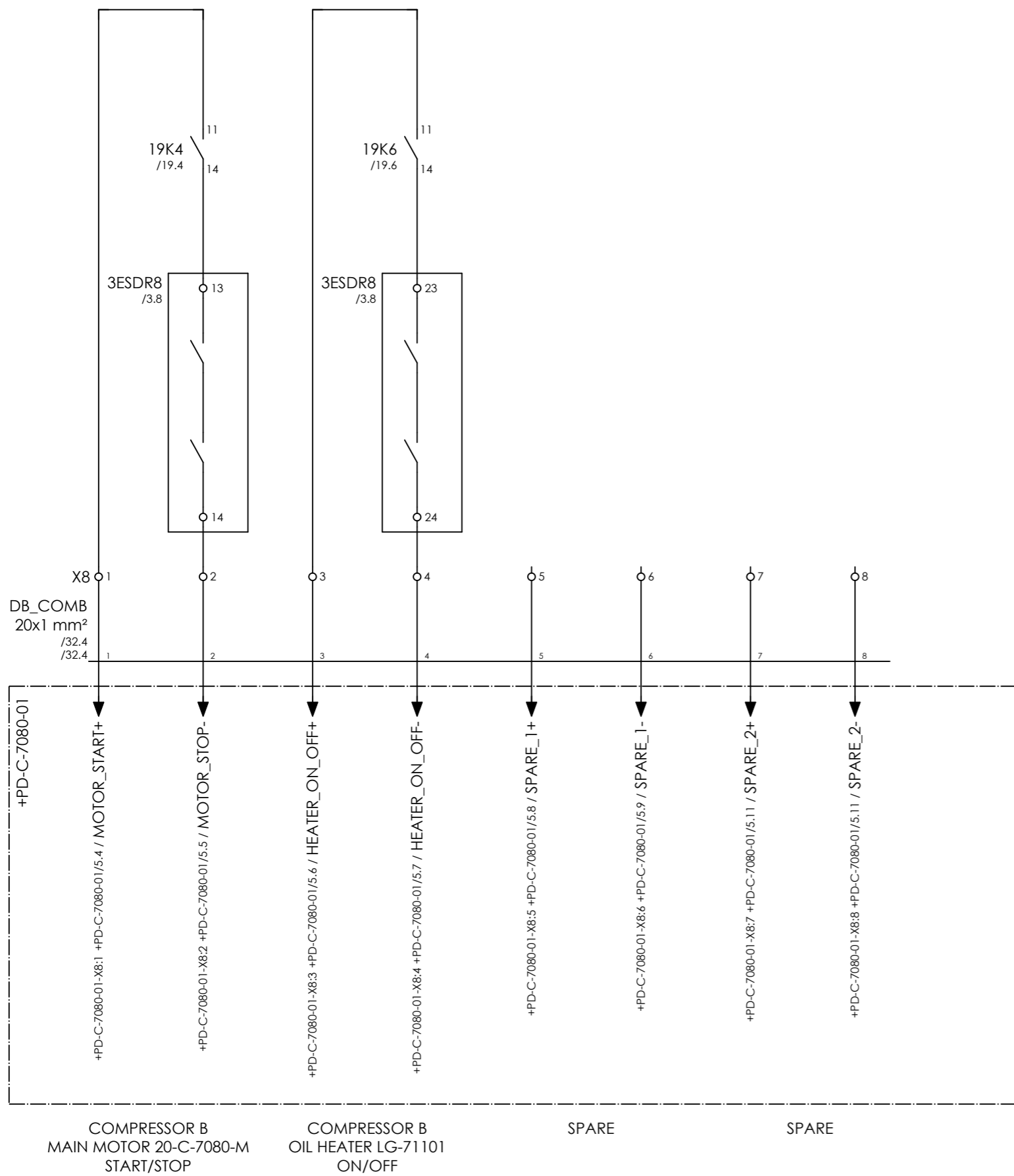
SPARE

SPARE



CLIENT DWG NO.	BU-20-VD-303-IN-DIG-0093
EQUIPMENT NO.	20-C-7080
EQUIPMENT LOCATION	Iran, Onshore
THIS DRAWING IS OWNED BY AIRPACK, AND SHALL NOT BE PRINTED OR COPIED IN ANY OTHER WAY THAN WITH AIRPACKS PERMISSION!	

SUBJECT		DRAWN BY	htaher	= 20-C-7080
DIGITAL OUTPUTS II		CHECKED BY	RBE	+ UCP-C7080-01
ADAPTED TO P&ID REVISION	03	LAST MODIFICATION DATE	07/12/2021	CURRENT PAGE
CLIENT	Bushehr Petrochemical Company (BUPC)	AIRPACK DWG NO.	17811-05B	
CLIENT REF.	Bushehr MEG Plant Project	REVISION	02	
AIRPACK REF.	17811-05B	TOTAL PAGE AMOUNT	44	



COMPRESSOR B
MAIN MOTOR 20-C-7080-M
START/STOP

COMPRESSOR B
OIL HEATER LG-71 101
ON/OFF

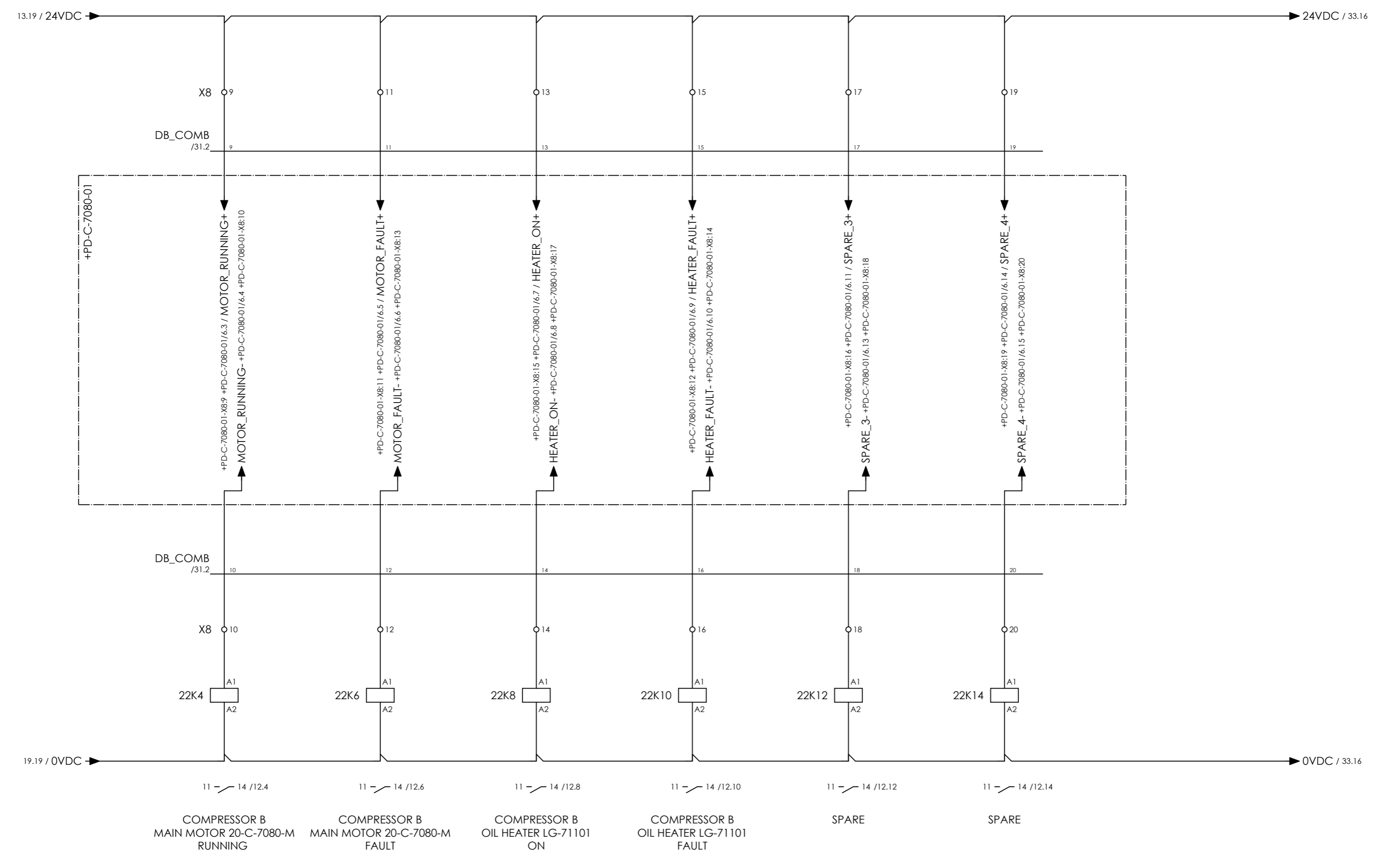
SPARE

SPARE

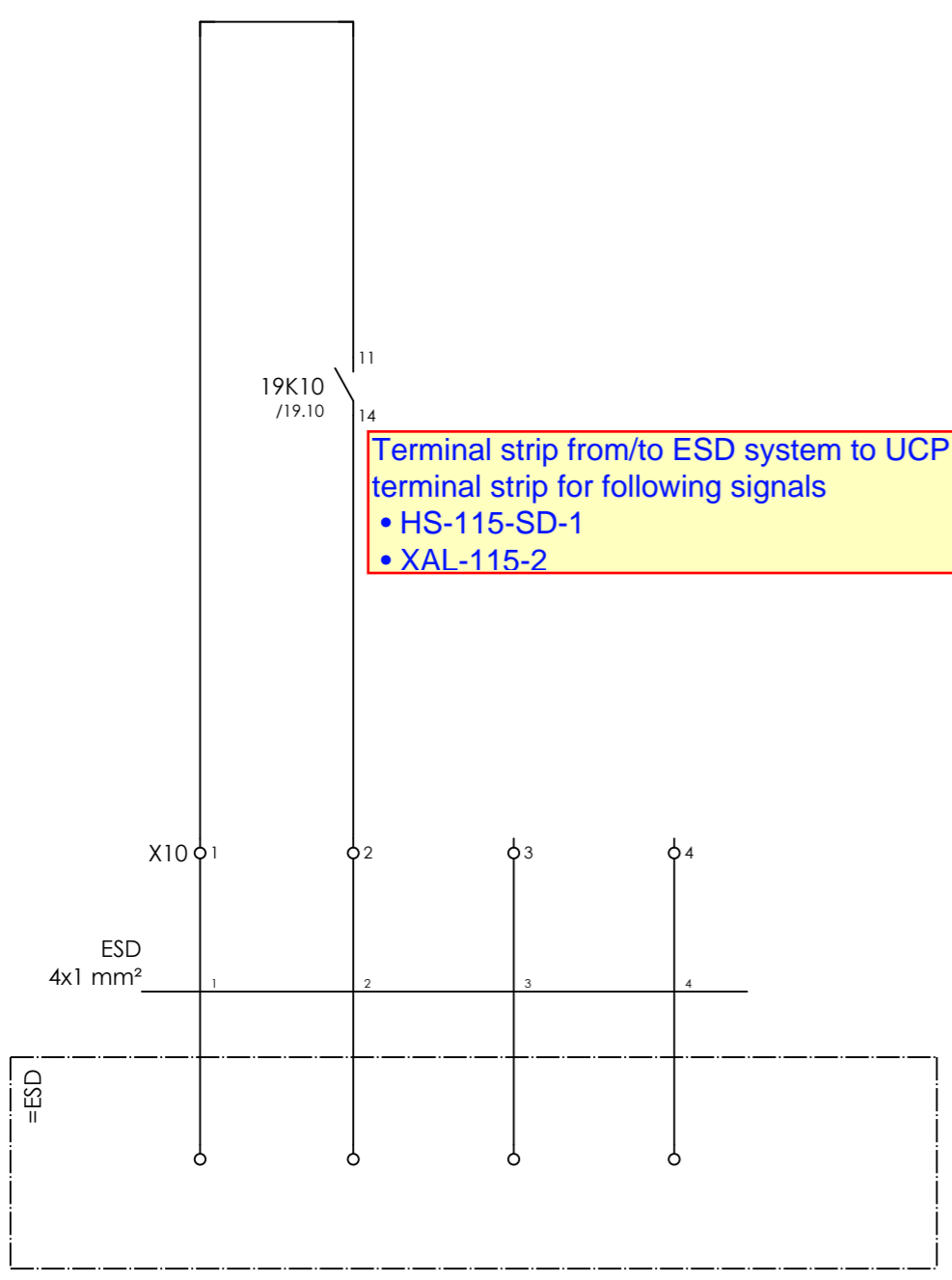


CLIENT DWG NO.	BU-20-VD-303-IN-DIG-0093
EQUIPMENT NO.	20-C-7080
EQUIPMENT LOCATION	Iran, Onshore
THIS DRAWING IS OWNED BY AIRPACK, AND SHALL NOT BE PRINTED OR COPIED IN ANY OTHER WAY THAN WITH AIRPACKS PERMISSION!	

SUBJECT		DRAWN BY		htaher		= 20-C-7080	
SIGNALS TO DISTRIBUTION BOARD		CHECKED BY		RBE		+ UCP-C7080-01	
ADAPTED TO P&ID REVISION	03	LAST MODIFICATION DATE	07/12/2021		CURRENT PAGE		
CLIENT	Bushehr Petrochemical Company (BUPC)		AIRPACK DWG NO.	17811-05B			
CLIENT REF.	Bushehr MEG Plant Project		REVISION	02			
AIRPACK REF.	17811-05B		TOTAL PAGE AMOUNT	45			

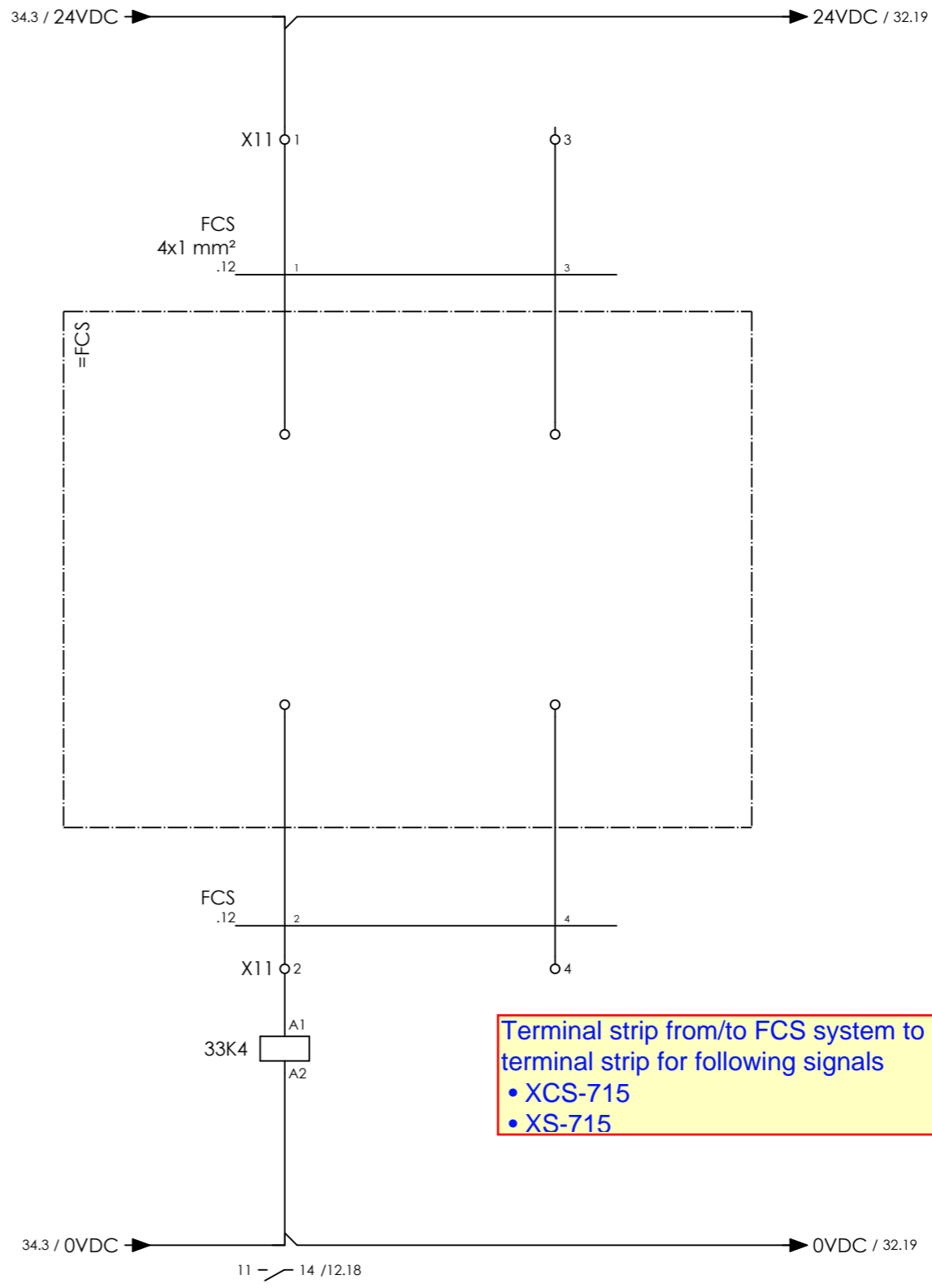


CLIENT DWG NO.	BU-20-VD-303-IN-DIG-0093	SUBJECT		DRAWN BY	htaher	= 20-C-7080
EQUIPMENT NO.	20-C-7080	SIGNALS FROM DISTRIBUTION BOARD		CHECKED BY	RBE	+ UCP-C7080-01
EQUIPMENT LOCATION	Iran, Onshore	ADAPTED TO P&ID REVISION	03	LAST MODIFICATION DATE	07/12/2021	CURRENT PAGE
THIS DRAWING IS OWNED BY AIRPACK, AND SHALL NOT BE PRINTED OR COPIED IN ANY OTHER WAY THAN WITH AIRPACKS PERMISSION!		CLIENT	Bushehr Petrochemical Company (BUPC)	AIRPACK DWG NO.	17811-05B	
		CLIENT REF.	Bushehr MEG Plant Project	REVISION	02	
		AIRPACK REF.	17811-05B	TOTAL PAGE AMOUNT	46	



COMMON
ALARM
XAL-715-2
TO CUSTOMER
ESD

SPARE



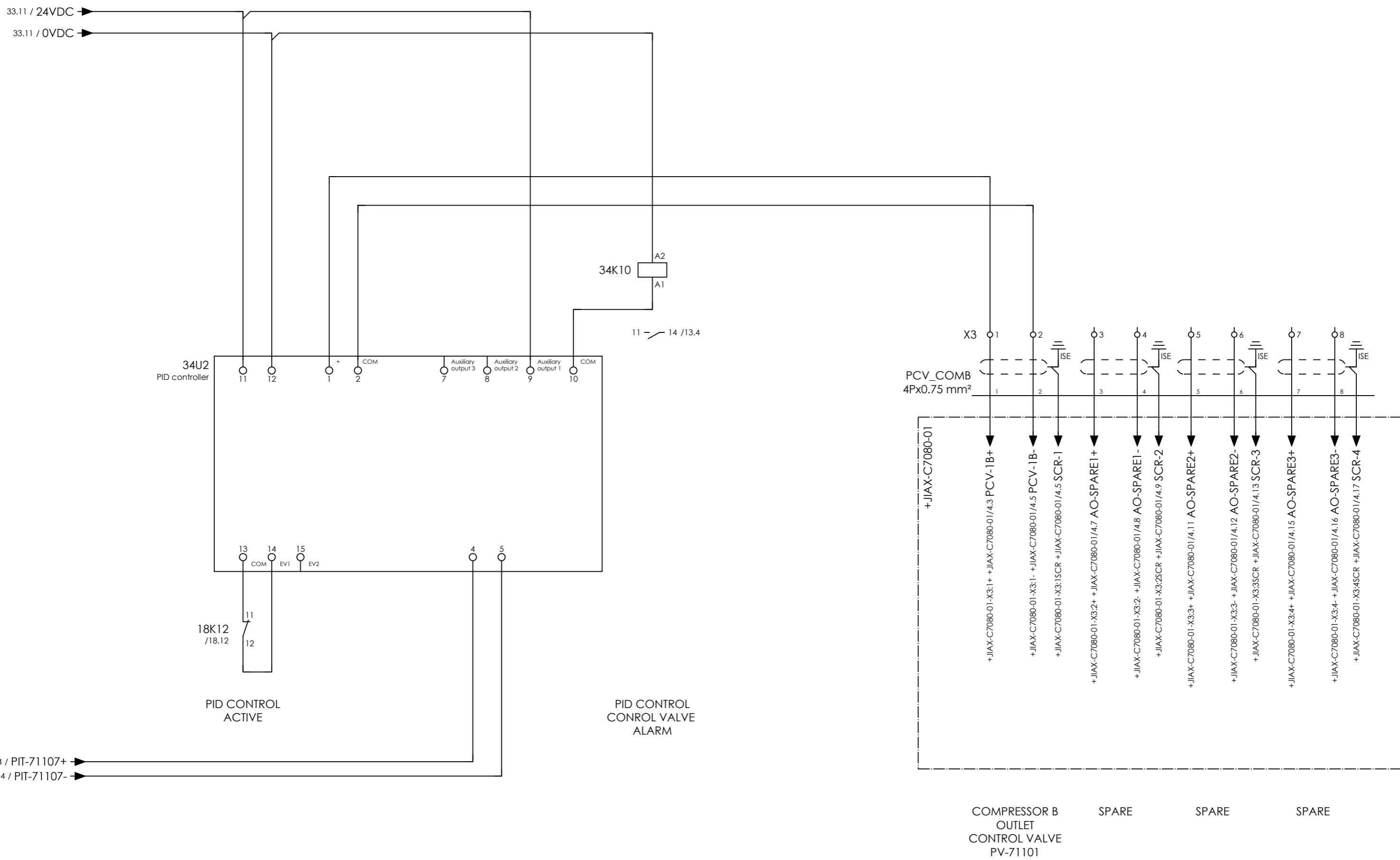
TIME
SYNCHRONIZATION
XCS-715
FROM
CUSTOMER FCS

SPARE



THIS DRAWING IS OWNED BY AIRPACK, AND SHALL NOT BE PRINTED OR COPIED IN ANY OTHER WAY THAN WITH AIRPACKS PERMISSION!

CLIENT DWG NO.	BU-20-VD-303-IN-DIG-0093	SUBJECT		DRAWN BY	htaher	= 20-C-7080
EQUIPMENT NO.	20-C-7080	SIGNALS TO ESD AND FROM FCS		CHECKED BY	RBE	+ UCP-C7080-01
EQUIPMENT LOCATION	Iran, Onshore	ADAPTED TO P&ID REVISION	03	LAST MODIFICATION DATE	07/12/2021	CURRENT PAGE
		CLIENT	Bushehr Petrochemical Company (BUPC)	AIRPACK DWG NO.	17811-05B	
		CLIENT REF.	Bushehr MEG Plant Project	REVISION	02	
		AIRPACK REF.	17811-05B	TOTAL PAGE AMOUNT	47	



CLIENT DWG NO.	BU-20-VD-303-IN-DIG-0093
EQUIPMENT NO.	20-C-7080
EQUIPMENT LOCATION	Iran, Onshore

SUBJECT PID CONTROL	
ADAPTED TO P&ID REVISION	03
CLIENT	Bushehr Petrochemical Company (BUPC)
CLIENT REF.	Bushehr MEG Plant Project
AIRPACK REF.	17811-05B

DRAWN BY	htaher	= 20-C-7080
CHECKED BY	RBE	+ UCP-C7080-01
LAST MODIFICATION DATE	07/12/2021	CURRENT PAGE
AIRPACK DWG NO.	17811-05B	
REVISION	02	
TOTAL PAGE AMOUNT	48	

Terminal diagram

Cable name		Strip =20-C-7080+UCP-C7080-01-X2 ANALOGUE INPUTS						Cable name		
Terminal	Connection point	Terminal	Jumper	Target designation	Connection point	Target designation	Connection point	Terminal	Jumper	Target designation
1	1	1	.	+JIAX-7001-X2	1	-9U4	1+			
2	2	2	.	+JIAX-7001-X2	2	-9U4	3			
3	3	3	.	+JIAX-7001-X2	3	-9U5	1+			
4	4	4	.	+JIAX-7001-X2	4	-9U5	3			
5	5	5	.	+JIAX-7001-X2	5	-9U6	1+			
6	6	6	.	+JIAX-7001-X2	6	-9U6	3			
7	7	7	.	+JIAX-7001-X2	7	-9U7	1+			
8	8	8	.	+JIAX-7001-X2	8	-9U7	3			
9	9	9	.	+JIAX-7001-X2	9	-9U8	1+			
10	10	10	.	+JIAX-7001-X2	10	-9U8	3			
11	11	11	.	+JIAX-7001-X2	11	-9U9	1+			
12	12	12	.	+JIAX-7001-X2	12	-9U9	3			
13	13	13	.	+JIAX-7001-X2	13	-9U10	1+			
14	14	14	.	+JIAX-7001-X2	14	-9U10	3			
15	15	15	.	+JIAX-7001-X2	15					
16	16	16	.	+JIAX-7001-X2	16					
17	17	17	.	+JIAX-7001-X2	17					
18	18	18	.	+JIAX-7001-X2	18					
19	19	19	.	+JIAX-7001-X2	19					
20	20	20	.	+JIAX-7001-X2	20					



CLIENT DWG NO. BU-20-VD-303-IN-DIG-0093
 EQUIPMENT NO. 20-C-7080
 EQUIPMENT LOCATION Iran, Onshore
 THIS DRAWING IS OWNED BY AIRPACK, AND SHALL NOT BE PRINTED OR COPIED IN ANY OTHER WAY THAN WITH AIRPACKS PERMISSION!

SUBJECT Terminal diagram =20-C-7080+UCP-C7080-01-X2
 ADAPTED TO P&ID REVISION 03
 CLIENT Bushehr Petrochemical Company (BUPC)
 CLIENT REF. Bushehr MEG Plant Project
 AIRPACK REF. 17811-05B

DRAWN BY htaher
 CHECKED BY RBE
 LAST MODIFICATION DATE 07/12/2021
 AIRPACK DWG NO. 17811-05B
 REVISION 02
 TOTAL PAGE AMOUNT 51

= 20-C-7080
 + UCP-C7080-01
 CURRENT PAGE

Terminal diagram

Cable name		Strip =20-C-7080+UCP-C7080-01-X3 ANALOGUE OUTPUTS								Cable name	
Terminal	Connection point	Jumper	Target designation	Connection point	Terminal	Jumper	Target designation	Connection point	Terminal	Connection point	
1	1	.	+JIAX-C7080-01-X3	1	1	.	-34U2	1			
2	2	.	+JIAX-C7080-01-X3	2	2	.	-34U2	2			
3	3	.	+JIAX-C7080-01-X3	3	3	.					
4	4	.	+JIAX-C7080-01-X3	4	4	.					
5	5	.	+JIAX-C7080-01-X3	5	5	.					
6	6	.	+JIAX-C7080-01-X3	6	6	.					
7	7	.	+JIAX-C7080-01-X3	7	7	.					
8	8	.	+JIAX-C7080-01-X3	8	8	.					



CLIENT DWG NO. BU-20-VD-303-IN-DIG-0093
 EQUIPMENT NO. 20-C-7080
 EQUIPMENT LOCATION Iran, Onshore
 THIS DRAWING IS OWNED BY AIRPACK, AND SHALL NOT BE PRINTED OR COPIED IN ANY OTHER WAY THAN WITH AIRPACKS PERMISSION!

SUBJECT Terminal diagram =20-C-7080+UCP-C7080-01-X3
 ADAPTED TO P&ID REVISION 03
 CLIENT Bushehr Petrochemical Company (BUPC)
 CLIENT REF. Bushehr MEG Plant Project
 AIRPACK REF. 17811-05B

DRAWN BY htaher
 CHECKED BY RBE
 LAST MODIFICATION DATE 07/12/2021
 AIRPACK DWG NO. 17811-05B
 REVISION 02
 TOTAL PAGE AMOUNT 52

= 20-C-7080
 + UCP-C7080-01
 CURRENT PAGE
 38

Terminal diagram

Cable name		Strip =20-C-7080+UCP-C7080-01-X5 CONNECTION PUSHBUTTONS / LAMPS										Cable name	
Terminal	Connection point	Target designation	Connection point	Terminal	Jumper	Target designation	Connection point	Terminal	Connection point	Target designation	Connection point	Terminal	Connection point
-LCP_COMB	26x1 mm ²												
1	1	+LP-C-7080-01-X5	1	1	•	-9V4	1	1	x1				
2	2	+LP-C-7080-01-X5	2	2	•	-6M7	2	2	12				
3	3	+LP-C-7080-01-X5	3	3	•		3	3					
4	4	+LP-C-7080-01-X5	4	4	•	-6M7	4	4	13				
5	5	+LP-C-7080-01-X5	5	5	•		5	5					
6	6	+LP-C-7080-01-X5	6	6	•	-6M7	6	6	14				
7	7	+LP-C-7080-01-X5	7	7	•		7	7					
8	8	+LP-C-7080-01-X5	8	8	•	-6M7	8	8	15				
9	9	+LP-C-7080-01-X5	9	9	•		9	9					
10	10	+LP-C-7080-01-X5	10	10	•	-6M7	10	10	16				
11	11	+LP-C-7080-01-X5	11	11	•		11	11					
12	12	+LP-C-7080-01-X5	12	12	•	-6M7	12	12	17				
13	13	+LP-C-7080-01-X5	13	13	•	-24K4	13	13	11				
14	14	+LP-C-7080-01-X5	14	14	•	-6M7	14	14	18				
15	15	+LP-C-7080-01-X5	15	15	•	-6M11	15	15	12				
16	16	+LP-C-7080-01-X5	16	16	•	-14U8	16	16	15(-)				
17	17	+LP-C-7080-01-X5	17	17	•	-6M11	17	17	13				
18	18	+LP-C-7080-01-X5	18	18	•		18	18					
19	19	+LP-C-7080-01-X5	19	19	•	-6M11	19	19	14				
20	20	+LP-C-7080-01-X5	20	20	•		20	20					
21	21	+LP-C-7080-01-X5	21	21	•	-6M11	21	21	15				
22	22	+LP-C-7080-01-X5	22	22	•		22	22					
23	23	+LP-C-7080-01-X5	23	23	•	-6M11	23	23	16				
24	24	+LP-C-7080-01-X5	24	24	•		24	24					
25	25	+LP-C-7080-01-X5	25	25	•	-6M11	25	25	17				
26	26	+LP-C-7080-01-X5	26	26	•	-19K16	26	26	A2				



CLIENT DWG NO. BU-20-VD-303-IN-DIG-0093
 EQUIPMENT NO. 20-C-7080
 EQUIPMENT LOCATION Iran, Onshore
 THIS DRAWING IS OWNED BY AIRPACK, AND SHALL NOT BE PRINTED OR COPIED IN ANY OTHER WAY THAN WITH AIRPACKS PERMISSION!

SUBJECT Terminal diagram =20-C-7080+UCP-C7080-01-X5
 ADAPTED TO P&ID REVISION 03
 CLIENT Bushehr Petrochemical Company (BUPC)
 CLIENT REF. Bushehr MEG Plant Project
 AIRPACK REF. 17811-05B

DRAWN BY htaher
 CHECKED BY RBE
 LAST MODIFICATION DATE 07/12/2021
 AIRPACK DWG NO. 17811-05B
 REVISION 02
 TOTAL PAGE AMOUNT 54

= 20-C-7080
 + UCP-C7080-01
 CURRENT PAGE

Terminal diagram

Cable name		Strip =20-C-7080+UCP-C7080-01-X11 SIGNALS FROM FCS				Cable name	
-FCS	4x1 mm ² mm ²	Connection point	11	A1			
		Target designation	-34U2	-33K4			
		Jumper	.	.			
		Terminal	1	2	3	4	
		Connection point					
		Target designation					
-FCS	4x1 mm ²		1	2	3	4	



CLIENT DWG NO. BU-20-VD-303-IN-DIG-0093
 EQUIPMENT NO. 20-C-7080
 EQUIPMENT LOCATION Iran, Onshore
 THIS DRAWING IS OWNED BY AIRPACK, AND SHALL NOT BE PRINTED OR COPIED IN ANY OTHER WAY THAN WITH AIRPACKS PERMISSION!

SUBJECT Terminal diagram =20-C-7080+UCP-C7080-01-X11
 ADAPTED TO P&ID REVISION 03
 CLIENT Bushehr Petrochemical Company (BUPC)
 CLIENT REF. Bushehr MEG Plant Project
 AIRPACK REF. 17811-05B

DRAWN BY htaher
 CHECKED BY RBE
 LAST MODIFICATION DATE 07/12/2021
 AIRPACK DWG NO. 17811-05B
 REVISION 02
 TOTAL PAGE AMOUNT 58

= 20-C-7080
 + UCP-C7080-01
 CURRENT PAGE

TERMINAL STRIP DEFINITION

JUNCTION BOX
JNDX-C7080-01

X1 = CONNECTION SOLENOIDS

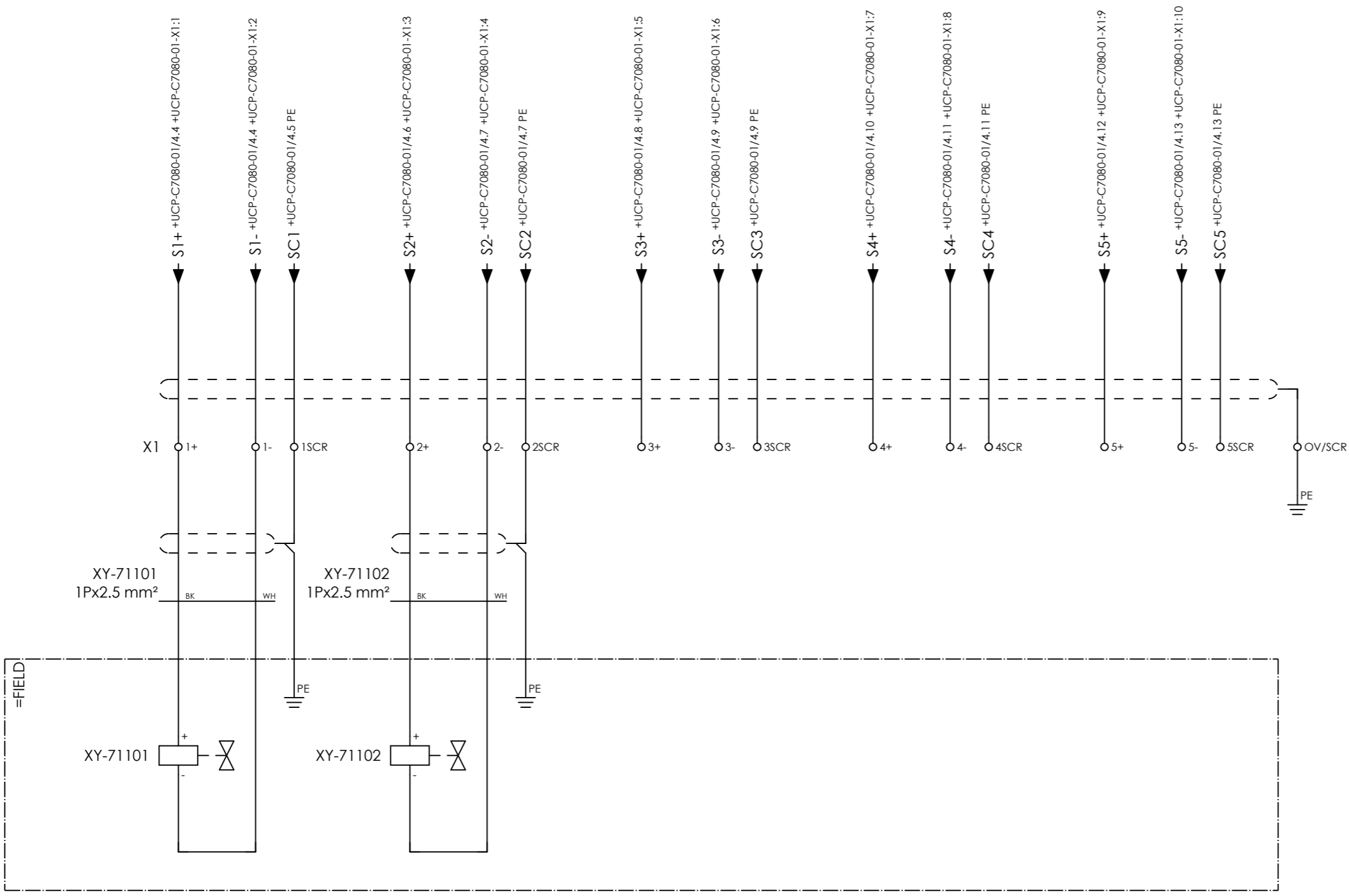


CLIENT DWG NO.	
EQUIPMENT NO.	20-C-7080
EQUIPMENT LOCATION	Iran, Onshore
THIS DRAWING IS OWNED BY AIRPACK, AND SHALL NOT BE PRINTED OR COPIED IN ANY OTHER WAY THAN WITH AIRPACKS PERMISSION!	

SUBJECT TERMINAL STRIP DEFINITION	
ADAPTED TO P&ID REVISION	
CLIENT	Bushehr Petrochemical Company (BUPC)
CLIENT REF.	Bushehr MEG Plant Project
AIRPACK REF.	17811-05B

DRAWN BY	htaheh
CHECKED BY	RBE
LAST MODIFICATION DATE	07/12/2021
AIRPACK DWG NO.	
REVISION	
PAGE NUMBER	94

= 20-C-7080
+ JNDX-C7080-01
CURRENT PAGE



COMPRESSOR B
INLET
SOLENOID VALVE
XY-71101

COMPRESSOR B
COOLING WATER INLET
SOLENOID VALVE
XY-71102

SPARE

SPARE

SPARE



CLIENT DWG NO.
EQUIPMENT NO.
EQUIPMENT LOCATION
THIS DRAWING IS OWNED BY AIRPACK, AND SHALL NOT BE PRINTED OR COPIED IN ANY OTHER WAY THAN WITH AIRPACKS PERMISSION!

SUBJECT
CONNECTION SOLENOIDS
ADAPTED TO P&ID REVISION
CLIENT
CLIENT REF.
AIRPACK REF.

DRAWN BY
CHECKED BY
LAST MODIFICATION DATE
AIRPACK DWG NO.
REVISION
PAGE NUMBER

htaher
RBE
07/12/2021
= 20-C-7080
+ JNDX-C7080-01
CURRENT PAGE
92

Terminal diagram

Cable name		Strip =20-C-7080+JNDX-C7080-01-X1 CONNECTION SOLENOIDS										Cable name	
Cable name	Cross section	Connection point	Target designation	Jumper	Terminal	Connection point	Target designation	Terminal	Jumper	Target designation	Connection point	Cross section	Cable name
+UCP-SOL_COMB	5Px2.5 mm²	1+	+UCP-C7080-01-X1	.	1+	+	=FIELD-XY-71101						
		2	+UCP-C7080-01-X1	.	1-	-	=FIELD-XY-71101						
		3	+UCP-C7080-01-X1	.	2+	+	=FIELD-XY-71102	BK					
		4	+UCP-C7080-01-X1	.	2-	-	=FIELD-XY-71102	WH					
		5	+UCP-C7080-01-X1	.	3+								
		6	+UCP-C7080-01-X1	.	3-								
		7			3SCR								
		8	+UCP-C7080-01-X1	.	4+								
		9	+UCP-C7080-01-X1	.	4-								
		10	+UCP-C7080-01-X1	.	4SCR								
					5+								
					5-								
					5SCR								
					OV/SCR								
					PE								



CLIENT DWG NO. BU-20-VD-303-IN-DIG-0093
 EQUIPMENT NO. 20-C-7080
 EQUIPMENT LOCATION Iran, Onshore
 THIS DRAWING IS OWNED BY AIRPACK, AND SHALL NOT BE PRINTED OR COPIED IN ANY OTHER WAY THAN WITH AIRPACKS PERMISSION!

SUBJECT Terminal diagram =20-C-7080+JNDX-C7080-01-X1
 ADAPTED TO P&ID REVISION 03
 CLIENT Bushehr Petrochemical Company (BUPC)
 CLIENT REF. Bushehr MEG Plant Project
 AIRPACK REF. 17811-05B

DRAWN BY htaher
 CHECKED BY RBE
 LAST MODIFICATION DATE 07/12/2021
 AIRPACK DWG NO. 17811-05B
 REVISION 02
 TOTAL PAGE AMOUNT 61

= 20-C-7080
 + JNDX-C7080-01
 CURRENT PAGE

JUNCTION BOX JIAX-C7080-01

TERMINAL STRIP DEFINITION

X2 = CONNECTION TRANSMITTERS
X3 = CONNECTION CONTROL VALVE

Regarding to considering one JB for analogue input/outputs so one terminal strip and one multi cable 10Px0,75 mm² will be considered for this JB, accordingly X2 and X3 shall be merged in to one terminal strip.

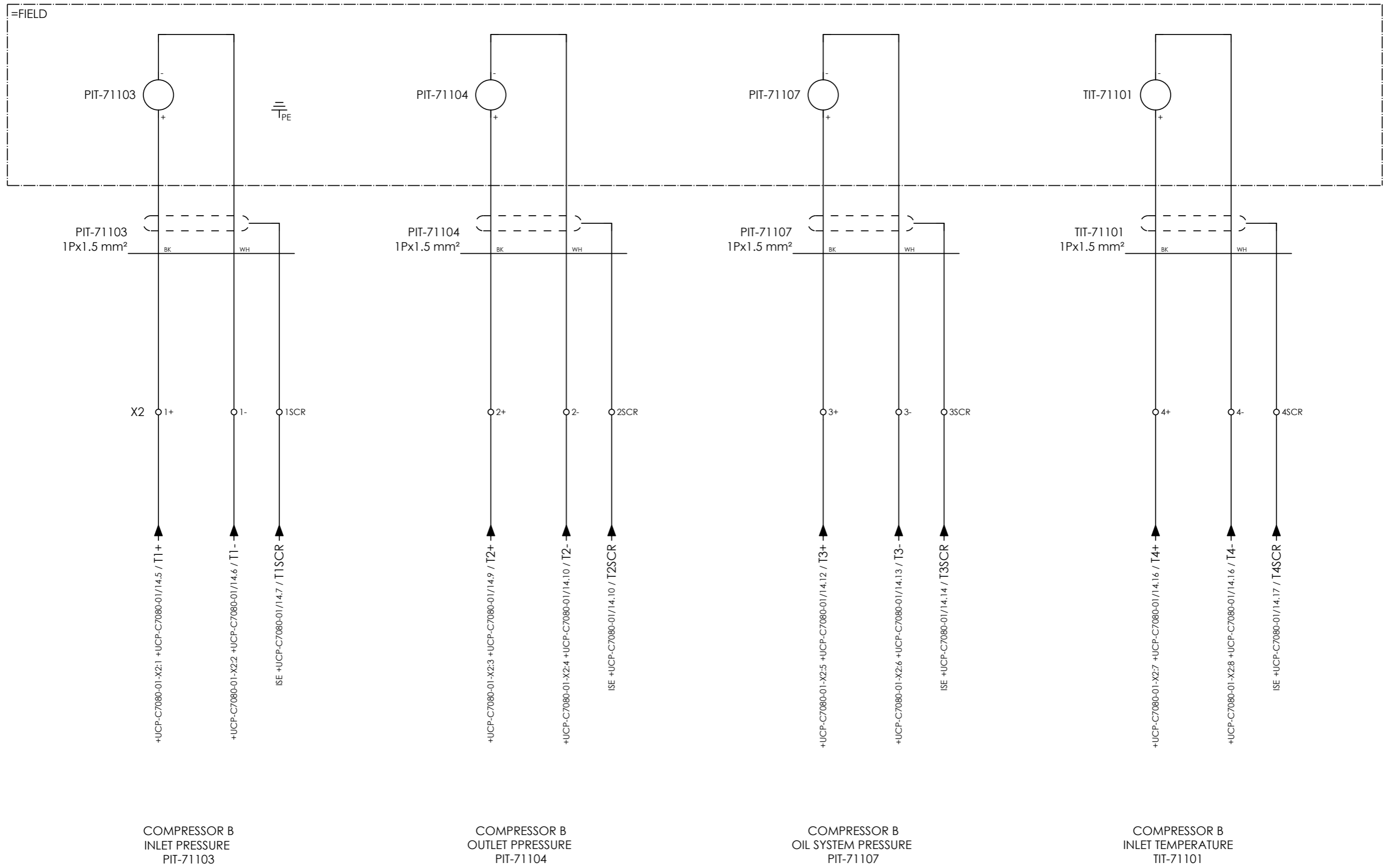


CLIENT DWG NO.	
EQUIPMENT NO.	20-C-7080
EQUIPMENT LOCATION	Iran, Onshore
THIS DRAWING IS OWNED BY AIRPACK, AND SHALL NOT BE PRINTED OR COPIED IN ANY OTHER WAY THAN WITH AIRPACKS PERMISSION!	

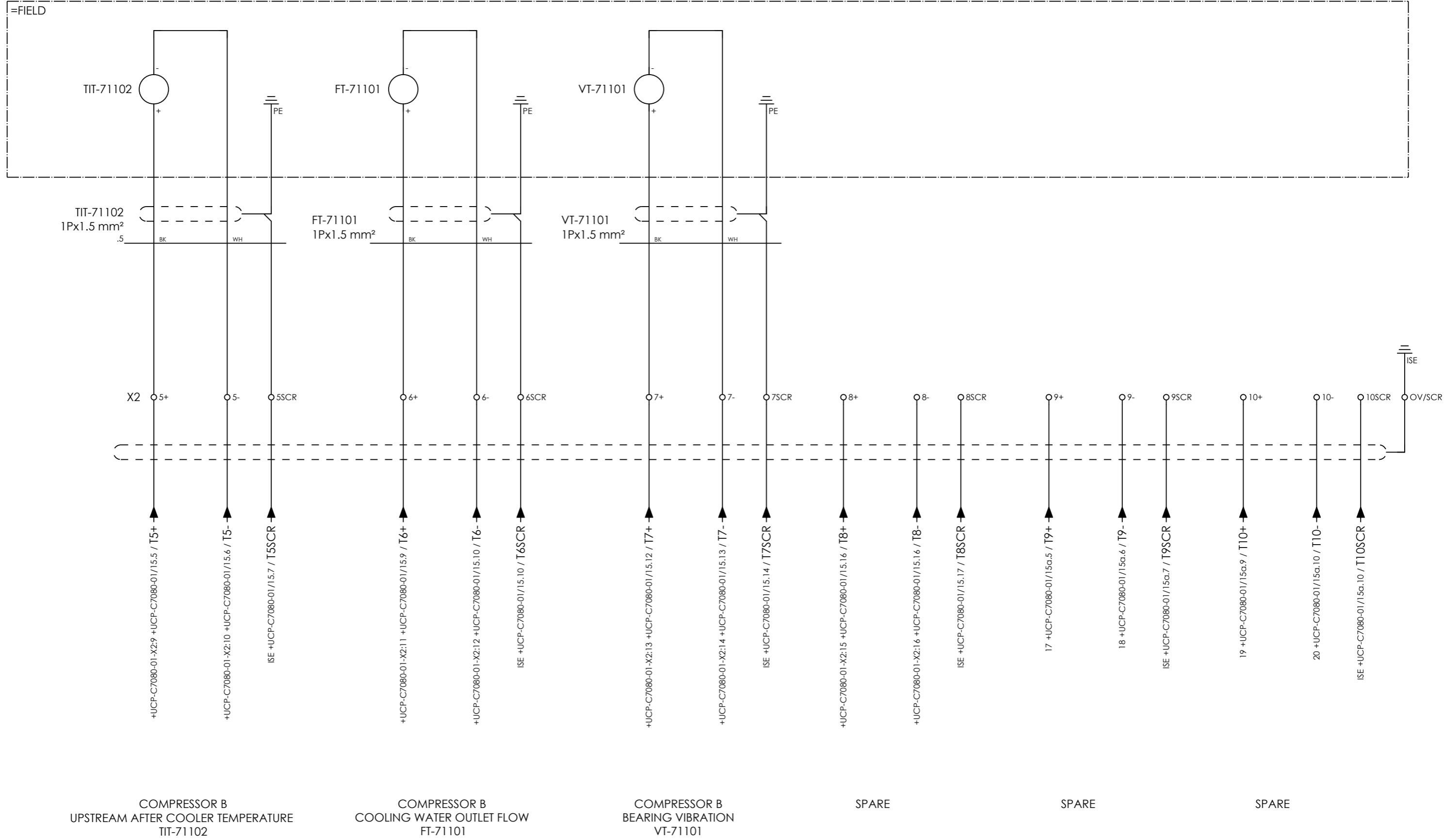
SUBJECT TERMINAL STRIP DEFINITION	
ADAPTED TO P&ID REVISION	
CLIENT	Bushehr Petrochemical Company (BUPC)
CLIENT REF.	Bushehr MEG Plant Project
AIRPACK REF.	17811-05B

DRAWN BY	htaher
CHECKED BY	RBE
LAST MODIFICATION DATE	07/12/2021
AIRPACK DWG NO.	
REVISION	
PAGE NUMBER	94

= 20-C-7080
+ JIAX-C7080-01
CURRENT PAGE



CLIENT DWG NO.		SUBJECT	DRAWN BY	htaher	= 20-C-7080
EQUIPMENT NO.	20-C-7080	CONNECTION TRANSMITTERS	CHECKED BY	RBE	+ JIAX-C7080-01
EQUIPMENT LOCATION	Iran, Onshore	ADAPTED TO P&ID REVISION	LAST MODIFICATION DATE	07/12/2021	CURRENT PAGE
THIS DRAWING IS OWNED BY AIRPACK, AND SHALL NOT BE PRINTED OR COPIED IN ANY OTHER WAY THAN WITH AIRPACKS PERMISSION!		CLIENT	AIRPACK DWG NO.		
		CLIENT REF.	REVISION		
		AIRPACK REF.	PAGE NUMBER	95	
		Bushehr Petrochemical Company (BUPC)			
		Bushehr MEG Plant Project			
		17811-05B			



COMPRESSOR B
UPSTREAM AFTER COOLER TEMPERATURE
TIT-71102

COMPRESSOR B
COOLING WATER OUTLET FLOW
FT-71101

COMPRESSOR B
BEARING VIBRATION
VT-71101

SPARE

SPARE

SPARE

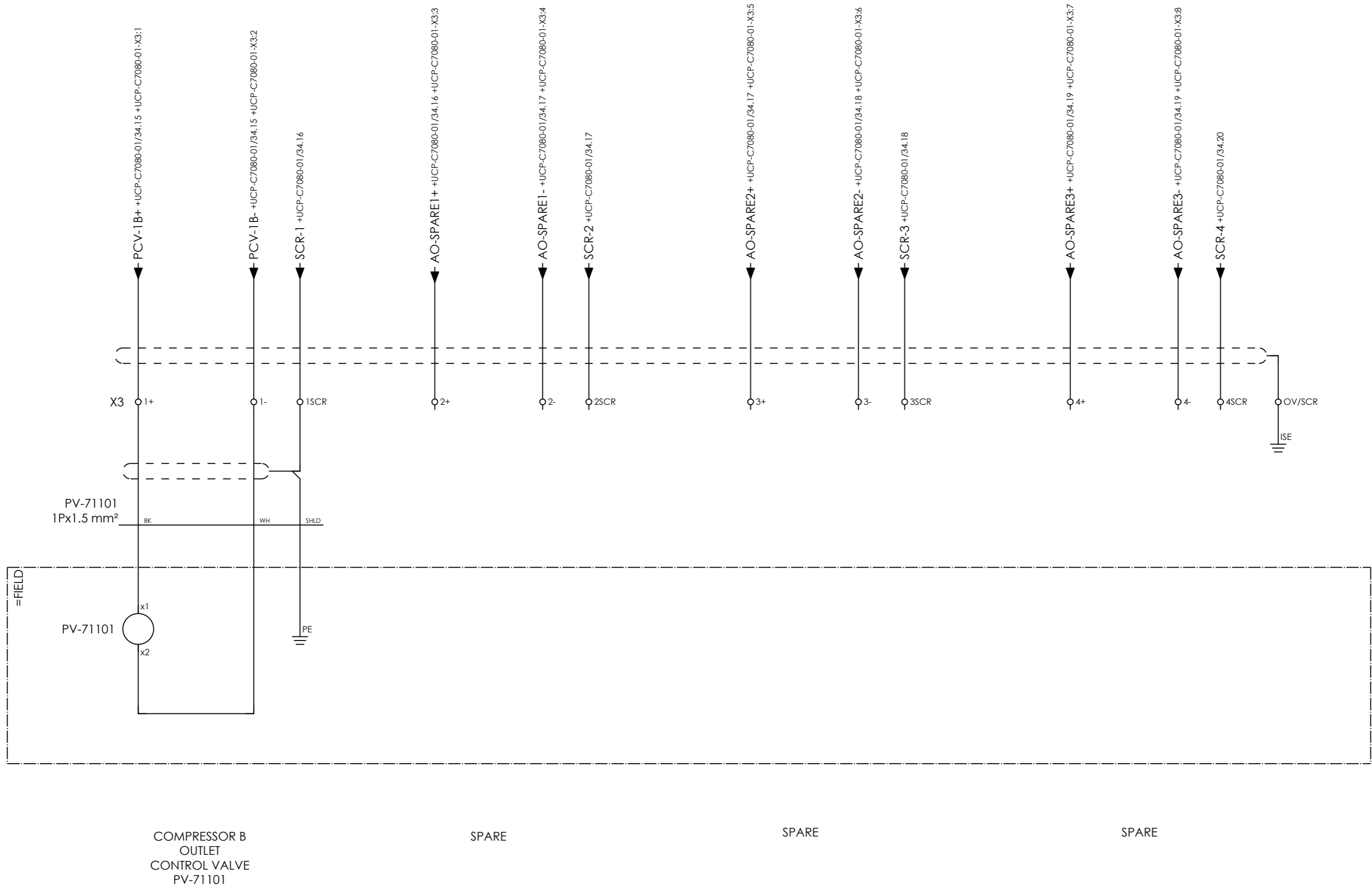


CLIENT DWG NO.	
EQUIPMENT NO.	20-C-7080
EQUIPMENT LOCATION	Iran, Onshore
THIS DRAWING IS OWNED BY AIRPACK, AND SHALL NOT BE PRINTED OR COPIED IN ANY OTHER WAY THAN WITH AIRPACKS PERMISSION!	

SUBJECT CONNECTION TRANSMITTERS	
ADAPTED TO P&ID REVISION	
CLIENT	Bushehr Petrochemical Company (BUPC)
CLIENT REF.	Bushehr MEG Plant Project
AIRPACK REF.	17811-05B

DRAWN BY	htaher	= 20-C-7080
CHECKED BY	RBE	+ JIAX-C7080-01
LAST MODIFICATION DATE	07/12/2021	CURRENT PAGE
AIRPACK DWG NO.		
REVISION		
PAGE NUMBER	96	

Please refer to comment on page 64/87



CLIENT DWG NO.	
EQUIPMENT NO.	20-C-7080
EQUIPMENT LOCATION	Iran, Onshore
THIS DRAWING IS OWNED BY AIRPACK, AND SHALL NOT BE PRINTED OR COPIED IN ANY OTHER WAY THAN WITH AIRPACKS PERMISSION!	

SUBJECT CONNECTION CONTROL VALVE	
ADAPTED TO P&ID REVISION	
CLIENT	Bushehr Petrochemical Company (BUPC)
CLIENT REF.	Bushehr MEG Plant Project
AIRPACK REF.	17811-05B

DRAWN BY	htaher
CHECKED BY	RBE
LAST MODIFICATION DATE	07/12/2021
AIRPACK DWG NO.	
REVISION	
PAGE NUMBER	95

= 20-C-7080
+ JIAX-C7080-01
CURRENT PAGE

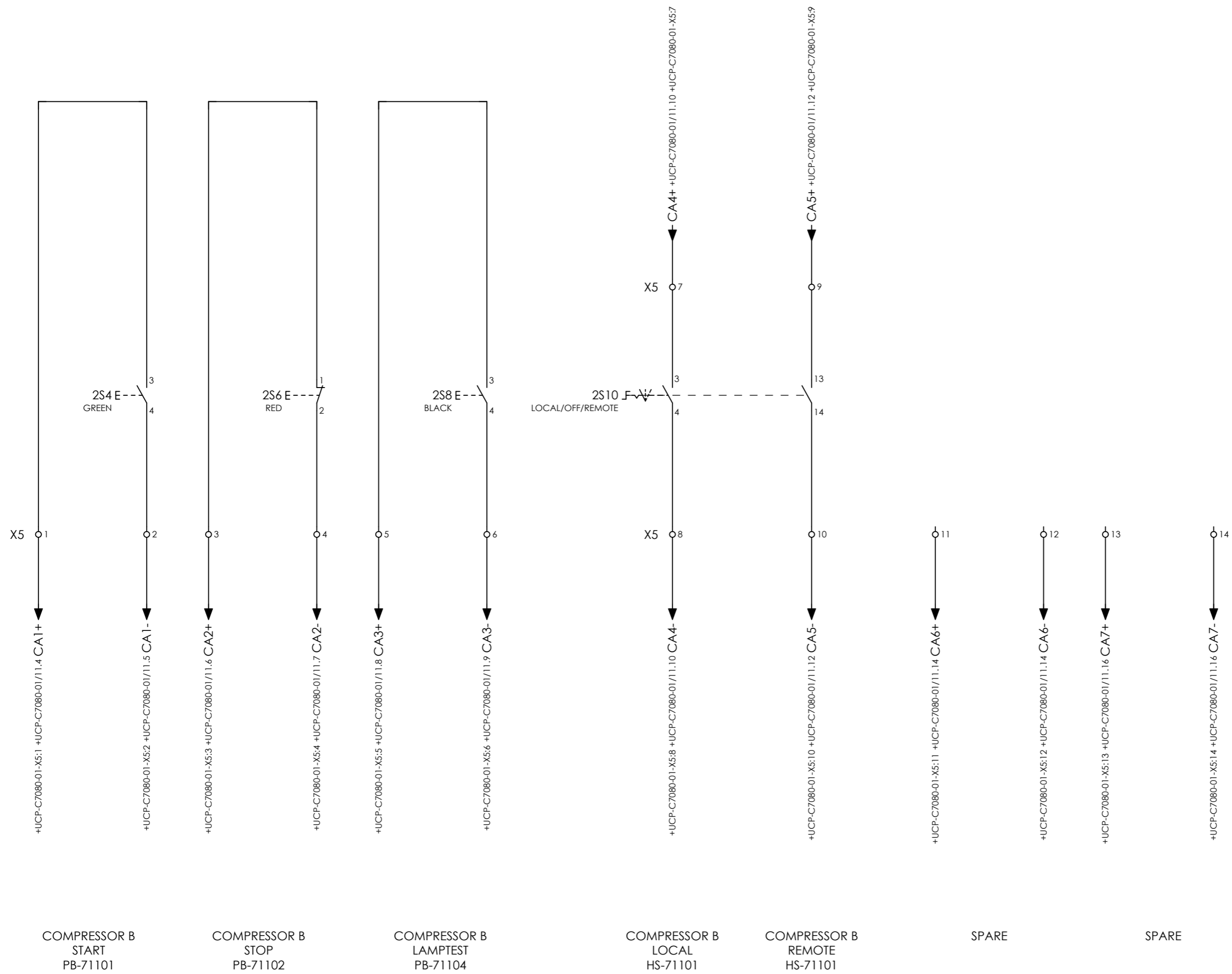
LOCAL CONTROL PANEL LP-C7080-01

TERMINAL STRIP DEFINITION

X5 = CONNECTION PUSHBUTTONS AND LAMPS
X9 = CONNECTION ESD BUTTON



CLIENT DWG NO.		SUBJECT	TERMINAL STRIP DEFINITION	DRAWN BY	htahter	= 20-C-7080
EQUIPMENT NO.	20-C-7080	ADAPTED TO P&ID REVISION		CHECKED BY	RBE	+ LP-C7080-01
EQUIPMENT LOCATION	Iran, Onshore	CLIENT	Bushehr Petrochemical Company (BUPC)	LAST MODIFICATION DATE	07/12/2021	CURRENT PAGE
THIS DRAWING IS OWNED BY AIRPACK, AND SHALL NOT BE PRINTED OR COPIED IN ANY OTHER WAY THAN WITH AIRPACKS PERMISSION!		CLIENT REF.	Bushehr MEG Plant Project	AIRPACK DWG NO.		
		AIRPACK REF.	17811-05B	REVISION		
				PAGE NUMBER	94	




CLIENT DWG NO.	BU-20-VD-303-IN-DIG-0093
EQUIPMENT NO.	20-C-7080
EQUIPMENT LOCATION	Iran, Onshore

SUBJECT CONNECTION PUSHBUTTONS	
ADAPTED TO P&ID REVISION	03
CLIENT	Bushehr Petrochemical Company (BUPC)
CLIENT REF.	Bushehr MEG Plant Project
AIRPACK REF.	17811-05B

DRAWN BY	htaher
CHECKED BY	RBE
LAST MODIFICATION DATE	07/12/2021
AIRPACK DWG NO.	17811-05B
REVISION	02
TOTAL PAGE AMOUNT	70

= 20-C-7080
+ LP-C7080-01
CURRENT PAGE

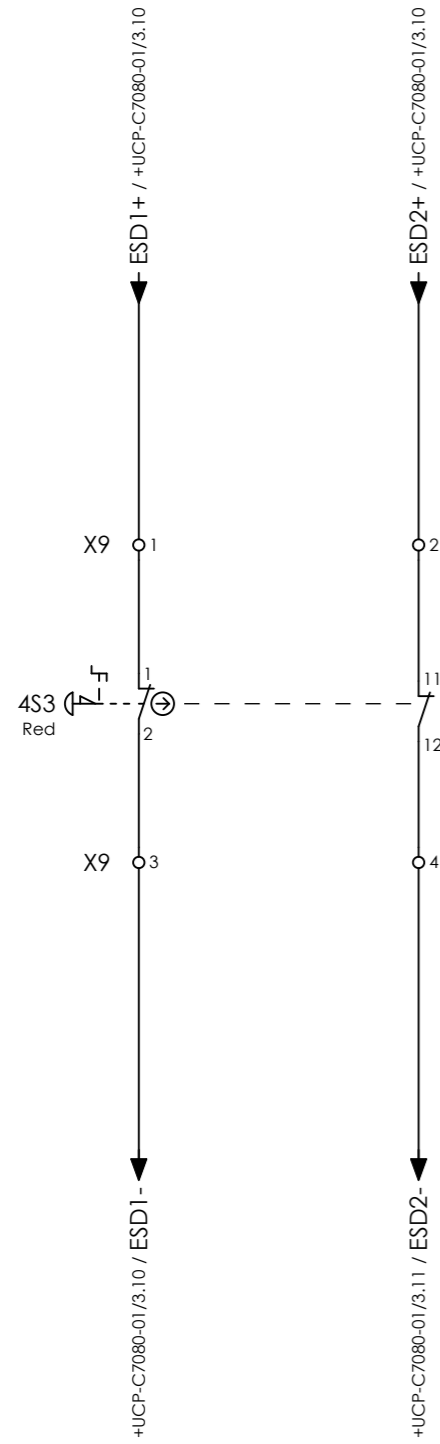


CLIENT DWG NO.	BU-20-VD-303-IN-DIG-0093
EQUIPMENT NO.	20-C-7080
EQUIPMENT LOCATION	Iran, Onshore

SUBJECT CONNECTION LAMPS	
ADAPTED TO P&ID REVISION	03
CLIENT	Bushehr Petrochemical Company (BUPC)
CLIENT REF.	Bushehr MEG Plant Project
AIRPACK REF.	17811-05B

DRAWN BY	htaher
CHECKED BY	RBE
LAST MODIFICATION DATE	07/12/2021
AIRPACK DWG NO.	17811-05B
REVISION	02
TOTAL PAGE AMOUNT	71

= 20-C-7080
+ LP-C7080-01
CURRENT PAGE



COMPRESSOR B
ESD BUTTON
PB-71103



CLIENT DWG NO.	BU-20-VD-303-IN-DIG-0093
EQUIPMENT NO.	20-C-7080
EQUIPMENT LOCATION	Iran, Onshore

SUBJECT		DRAWN BY		htaher		= 20-C-7080	
CONNECTION ESD BUTTON		CHECKED BY		RBE		+ LP-C7080-01	
ADAPTED TO P&ID REVISION	03	LAST MODIFICATION DATE		07/12/2021		CURRENT PAGE	
CLIENT	Bushehr Petrochemical Company (BUPC)	AIRPACK DWG NO.		17811-05B			
CLIENT REF.	Bushehr MEG Plant Project	REVISION		02			
AIRPACK REF.	17811-05B	TOTAL PAGE AMOUNT		72			

THIS DRAWING IS OWNED BY AIRPACK, AND SHALL NOT BE PRINTED OR COPIED IN ANY OTHER WAY THAN WITH AIRPACKS PERMISSION!

Terminal diagram

Cable name		Strip =20-C-7080+LP-C7080-01-X5 CONNECTION PUSHBUTTONS AND LAMPS						Cable name	
Terminal	Connection point	Target designation	Connection point	Jumper	Target designation	Connection point	Terminal	Target designation	
+UCP-LCP_COMB	26x1 mm ²								
1	1	+UCP-C7080-01-X5	1	.	-2S4	3	1		
2	2	+UCP-C7080-01-X5	2	.	-2S4	4	2		
3	3	+UCP-C7080-01-X5	3	.	-2S6	1	3		
4	4	+UCP-C7080-01-X5	4	.	-2S6	2	4		
5	5	+UCP-C7080-01-X5	5	.	-2S8	3	5		
6	6	+UCP-C7080-01-X5	6	.	-2S8	4	6		
7	7	+UCP-C7080-01-X5	7	.	-2S10	3	7		
8	8	+UCP-C7080-01-X5	8	.	-2S10	4	8		
9	9	+UCP-C7080-01-X5	9	.	-2S10	13	9		
10	10	+UCP-C7080-01-X5	10	.	-2S10	14	10		
11	11	+UCP-C7080-01-X5	11	.			11		
12	12	+UCP-C7080-01-X5	12	.			12		
13	13	+UCP-C7080-01-X5	13	.			13		
14	14	+UCP-C7080-01-X5	14	.			14		
15	15	+UCP-C7080-01-X5	15	.	-3H4	x1	15		
16	16	+UCP-C7080-01-X5	16	.	-3H4	x2	16		
17	17	+UCP-C7080-01-X5	17	.	-3H6	x1	17		
18	18	+UCP-C7080-01-X5	18	.	-3H6	x2	18		
19	19	+UCP-C7080-01-X5	19	.	-3H8	x1	19		
20	20	+UCP-C7080-01-X5	20	.	-3H8	x2	20		
21	21	+UCP-C7080-01-X5	21	.	-3H10	x1	21		
22	22	+UCP-C7080-01-X5	22	.	-3H10	x2	22		
23	23	+UCP-C7080-01-X5	23	.			23		
24	24	+UCP-C7080-01-X5	24	.			24		
25	25	+UCP-C7080-01-X5	25	.			25		
26	26	+UCP-C7080-01-X5	26	.			26		

10Px0,75 mm²

Please move
XL-71104 from
terminal strip X5
to X9



CLIENT DWG NO. BU-20-VD-303-IN-DIG-0093
EQUIPMENT NO. 20-C-7080
EQUIPMENT LOCATION Iran, Onshore
THIS DRAWING IS OWNED BY AIRPACK, AND SHALL NOT BE PRINTED OR COPIED IN ANY OTHER WAY THAN WITH AIRPACKS PERMISSION!

SUBJECT Terminal diagram =20-C-7080+LP-C7080-01-X5
ADAPTED TO P&ID REVISION 03
CLIENT Bushehr Petrochemical Company (BUPC)
CLIENT REF. Bushehr MEG Plant Project
AIRPACK REF. 17811-05B

DRAWN BY htaher
CHECKED BY RBE
LAST MODIFICATION DATE 07/12/2021
AIRPACK DWG NO. 17811-05B
REVISION 02
TOTAL PAGE AMOUNT 73

= 20-C-7080
+ LP-C7080-01
CURRENT PAGE

POWER DISTRIBUTION BOARD PD-C-7080-01

TERMINAL STRIP DEFINITION

X0 = POWER SUPPLY 400VAC FROM CUSTOMER
 X1 = MAIN MOTOR
 X2 = OIL HEATER
 X8 = SIGNALS TO / FROM UCP
 X10 = CONNECTION PT100



CLIENT DWG NO.		SUBJECT	TERMINAL STRIP DEFINITION	DRAWN BY	htahter	= 20-C-7080
EQUIPMENT NO.	20-C-7080			CHECKED BY	RBE	+ PD-C-7080-01
EQUIPMENT LOCATION	Iran, Onshore	ADAPTED TO P&ID REVISION		LAST MODIFICATION DATE	07/12/2021	CURRENT PAGE
THIS DRAWING IS OWNED BY AIRPACK, AND SHALL NOT BE PRINTED OR COPIED IN ANY OTHER WAY THAN WITH AIRPACKS PERMISSION!		CLIENT	Bushehr Petrochemical Company (BUPC)	AIRPACK DWG NO.		
		CLIENT REF.	Bushehr MEG Plant Project	REVISION		
		AIRPACK REF.	17811-05B	PAGE NUMBER	94	

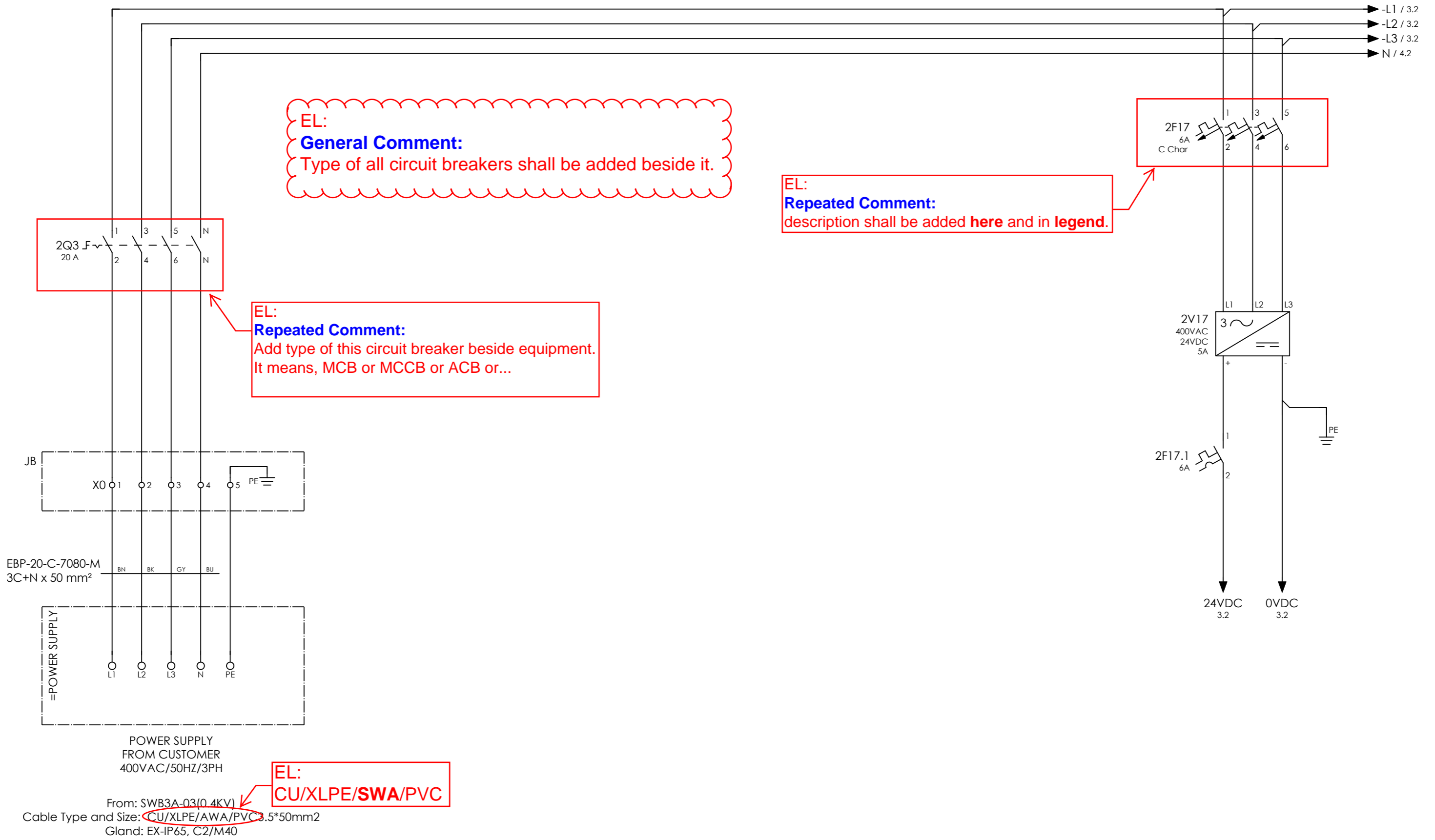
EL:
Repeated Comment:
 Complete legend sheet shall be added for power distribution panel items.

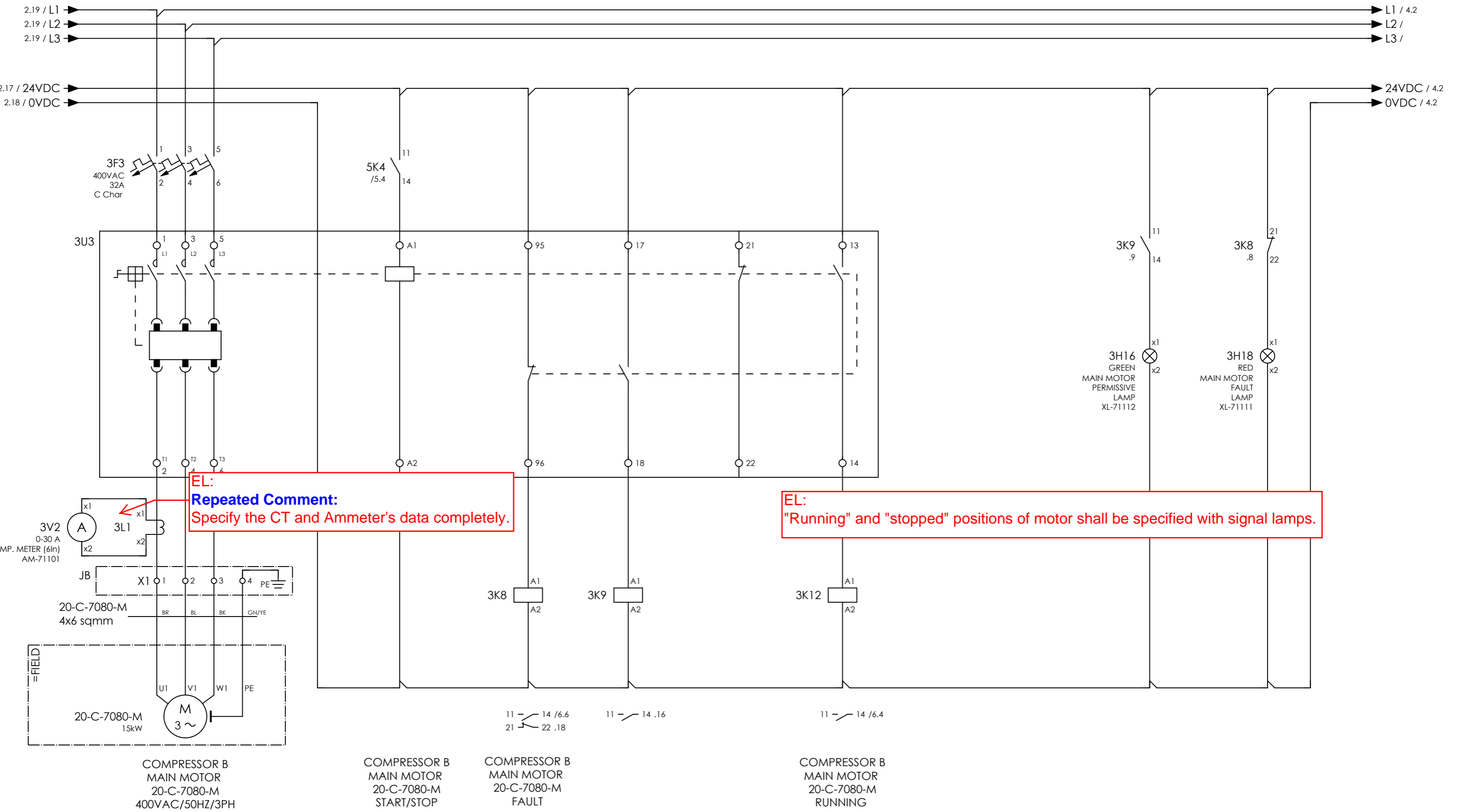
EL:
General Comment:
 Type of all circuit breakers shall be added beside it.

EL:
Repeated Comment:
 description shall be added here and in legend.

EL:
Repeated Comment:
 Add type of this circuit breaker beside equipment. It means, MCB or MCCB or ACB or...

EL:
CU/XLPE/SWA/PVC



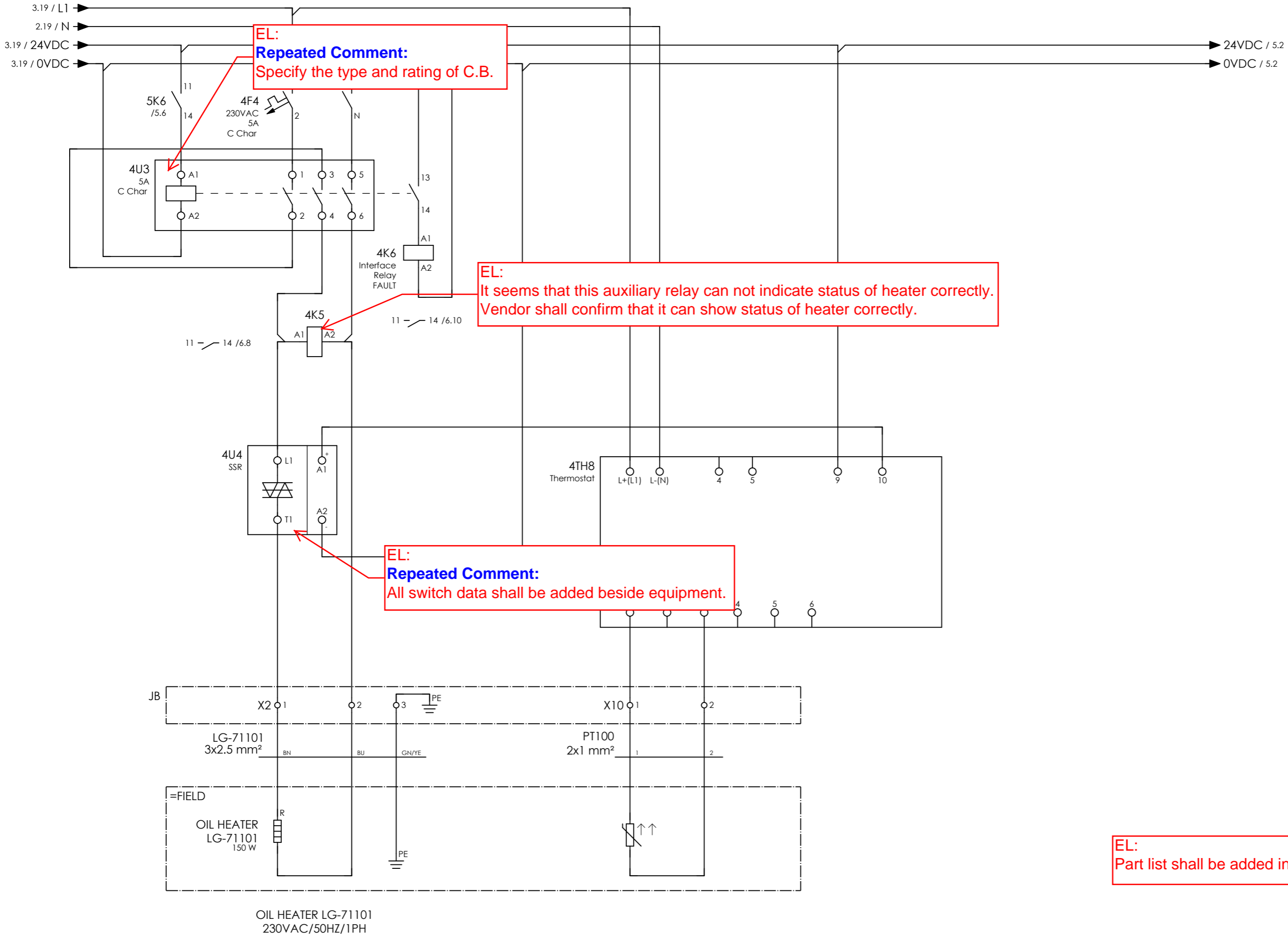


EL:
Repeated Comment:
Specify the CT and Ammeter's data completely.

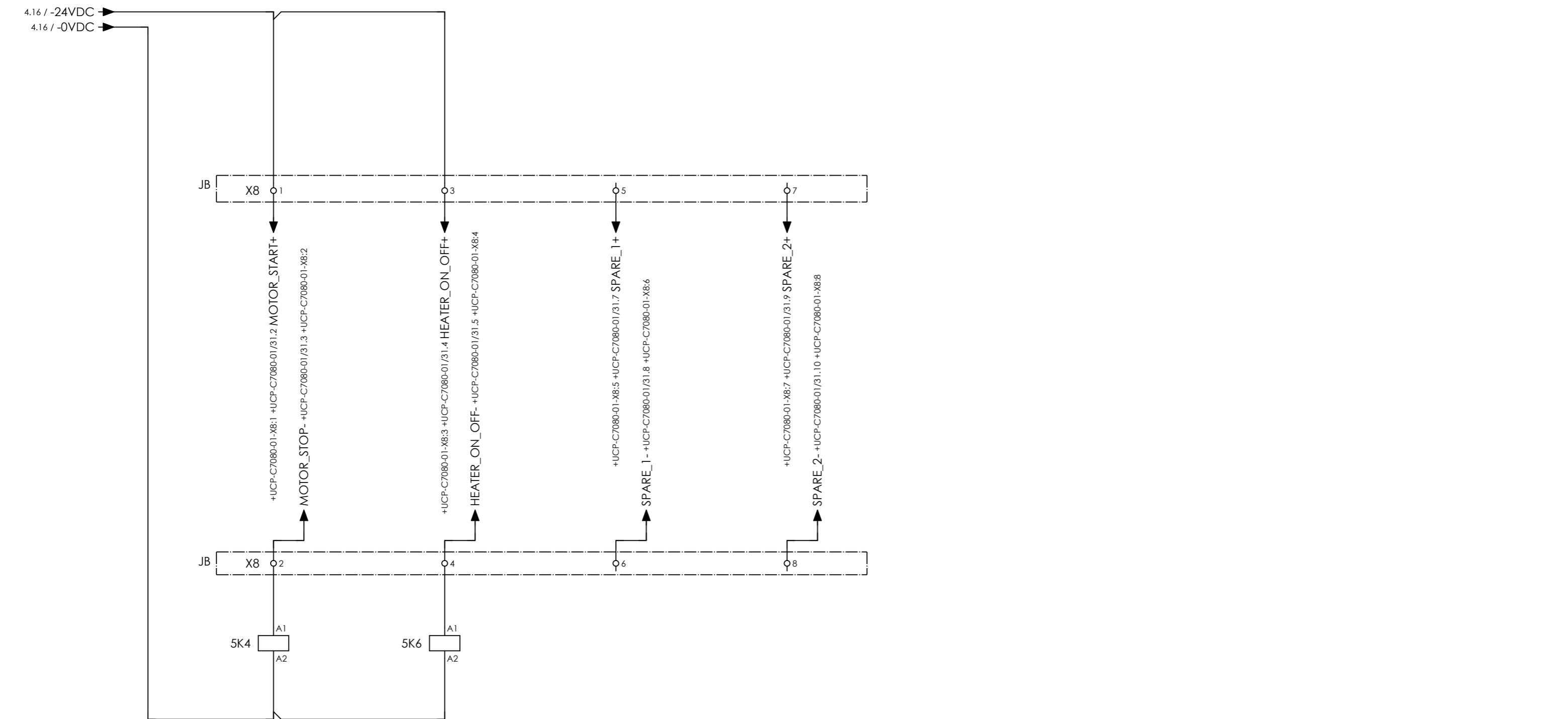
EL:
"Running" and "stopped" positions of motor shall be specified with signal lamps.



CLIENT DWG NO.	BU-20-VD-303-IN-DIG-0093	SUBJECT MAIN MOTOR		DRAWN BY	htaher	= 20-C-7080
EQUIPMENT NO.	20-C-7080	ADAPTED TO P&ID REVISION		CHECKED BY	RBE	+ PD-C-7080-01
EQUIPMENT LOCATION	Iran, Onshore	03		LAST MODIFICATION DATE	07/12/2021	CURRENT PAGE
THIS DRAWING IS OWNED BY AIRPACK, AND SHALL NOT BE PRINTED OR COPIED IN ANY OTHER WAY THAN WITH AIRPACKS PERMISSION!		CLIENT	Bushehr Petrochemical Company (BUPC)	AIRPACK DWG NO.	17811-05B	
		CLIENT REF.	Bushehr MEG Plant Project	REVISION	02	
		AIRPACK REF.	17811-05B	TOTAL PAGE AMOUNT	77	



OIL HEATER LG-71101
230VAC/50HZ/1PH

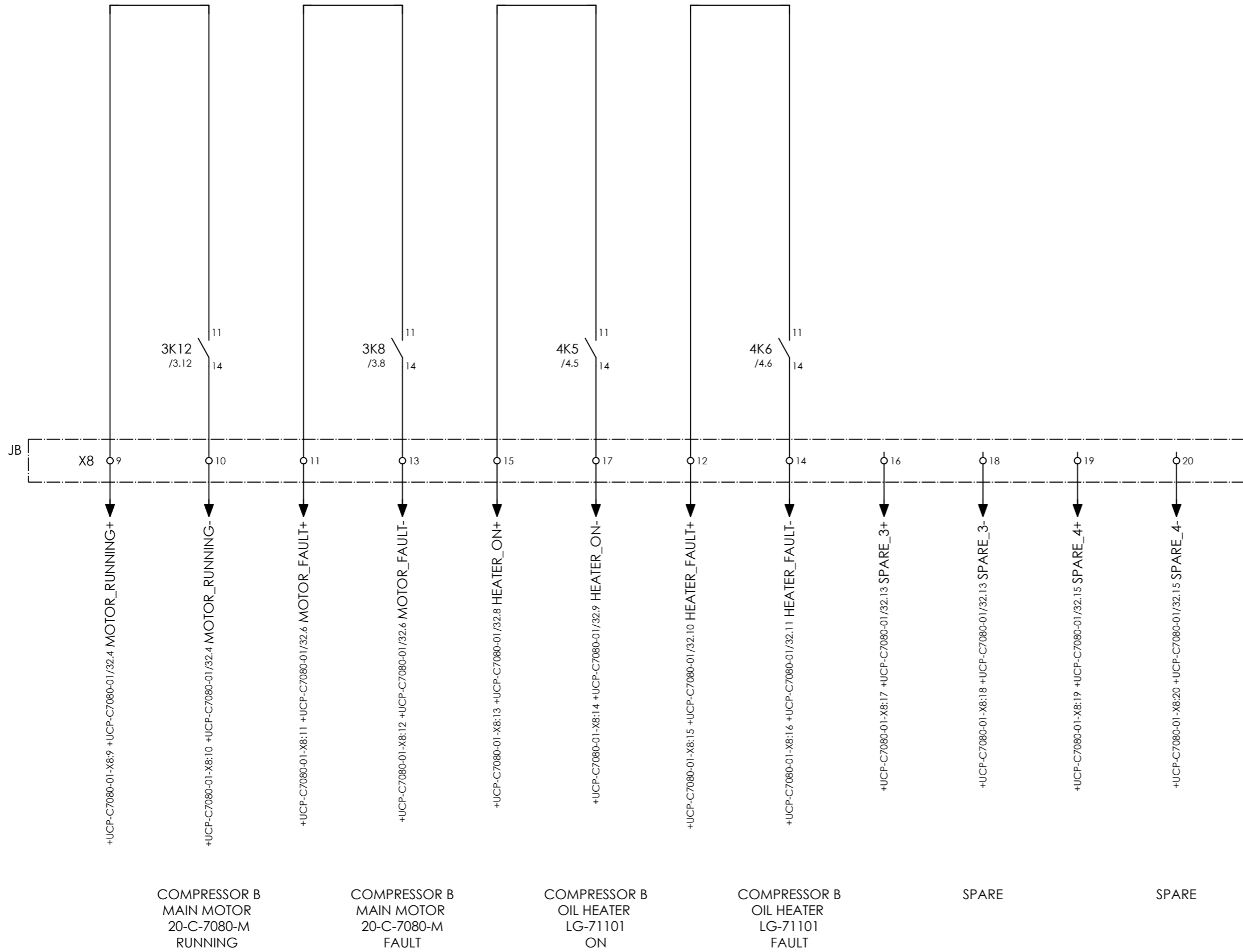


11 - 14 /3.6 11 - 14 /4.3

COMPRESSOR B MAIN MOTOR 20-C-7080-M START/STOP COMPRESSOR B OIL HEATER LG-71101 ON/OFF SPARE SPARE



CLIENT DWG NO.	BU-20-VD-303-IN-DIG-0093	SUBJECT		DRAWN BY	htaher	= 20-C-7080
EQUIPMENT NO.	20-C-7080	SIGNALS FROM UCP		CHECKED BY	RBE	+ PD-C-7080-01
EQUIPMENT LOCATION	Iran, Onshore	ADAPTED TO P&ID REVISION	03	LAST MODIFICATION DATE	07/12/2021	CURRENT PAGE
THIS DRAWING IS OWNED BY AIRPACK, AND SHALL NOT BE PRINTED OR COPIED IN ANY OTHER WAY THAN WITH AIRPACKS PERMISSION!		CLIENT	Bushehr Petrochemical Company (BUPC)	AIRPACK DWG NO.	17811-05B	
		CLIENT REF.	Bushehr MEG Plant Project	REVISION	02	
		AIRPACK REF.	17811-05B	TOTAL PAGE AMOUNT	79	



CLIENT DWG NO.	BU-20-VD-303-IN-DIG-0093
EQUIPMENT NO.	20-C-7080
EQUIPMENT LOCATION	Iran, Onshore

SUBJECT		DRAWN BY		htaher	
SIGNALS TO UCP		CHECKED BY		RBE	
ADAPTED TO P&ID REVISION	03	LAST MODIFICATION DATE		07/12/2021	
CLIENT	Bushehr Petrochemical Company (BUPC)	AIRPACK DWG NO.		17811-05B	
CLIENT REF.	Bushehr MEG Plant Project	REVISION		02	
AIRPACK REF.	17811-05B	TOTAL PAGE AMOUNT		80	

= 20-C-7080	
+ PD-C-7080-01	
CURRENT PAGE	

Terminal diagram

Cable name		Strip =20-C-7080+PD-C-7080-01-X0 POWER SUPPLY 400VAC FROM CUSTOMER					Cable name	
Terminal	Connection point	Jumper	Target designation	Connection point	Terminal	Jumper	Target designation	
1	2	.	-2Q3	L1	1	.	L1	
2	4	.	-2Q3	L2	2	.	L2	
3	6	.	-2Q3	L3	3	.	L3	
4	N	.	-2Q3	N	4	.	N	
5	PE	.		PE	5	.	PE	



CLIENT DWG NO. BU-20-VD-303-IN-DIG-0093
 EQUIPMENT NO. 20-C-7080
 EQUIPMENT LOCATION Iran, Onshore
 THIS DRAWING IS OWNED BY AIRPACK, AND SHALL NOT BE PRINTED OR COPIED IN ANY OTHER WAY THAN WITH AIRPACKS PERMISSION!

SUBJECT Terminal diagram =20-C-7080+PD-C-7080-01-X0
 ADAPTED TO P&ID REVISION 03
 CLIENT Bushehr Petrochemical Company (BUPC)
 CLIENT REF. Bushehr MEG Plant Project
 AIRPACK REF. 17811-05B

DRAWN BY htaher
 CHECKED BY RBE
 LAST MODIFICATION DATE 07/12/2021
 AIRPACK DWG NO. 17811-05B
 REVISION 02
 TOTAL PAGE AMOUNT 81

= 20-C-7080
 + PD-C-7080-01
 CURRENT PAGE

Terminal diagram

Cable name		Strip =20-C-7080+PD-C-7080-01-X8 SIGNALS TO / FROM UCP						Cable name	
Terminal	Connection point	Target designation	Connection point	Jumper	Target designation	Connection point	Terminal	Cable name	
1	1	+20-UCPC-7002-1-X8	1	.	-4U4	A1	1		
2	2	+20-UCPC-7002-1-X8	2	.	-5K4	A1	2		
3	3	+20-UCPC-7002-1-X8	3	.	-4K6	A2	3		
4	4	+20-UCPC-7002-1-X8	4	.	-4U4	A2	4		
5	5	+20-UCPC-7002-1-X8	5	.			5		
6	6	+20-UCPC-7002-1-X8	6	.			6		
7	7	+20-UCPC-7002-1-X8	7	.			7		
8	8	+20-UCPC-7002-1-X8	8	.			8		
9	9	+20-UCPC-7002-1-X8	9	.	-3K12	11	9		
10	10	+20-UCPC-7002-1-X8	10	.	-3K12	14	10		
11	11	+20-UCPC-7002-1-X8	11	.	-3K8	11	11		
15	15	+20-UCPC-7002-1-X8	15	.	-4K6	11	15		
12	12	+20-UCPC-7002-1-X8	12	.	-3K8	14	12		
16	16	+20-UCPC-7002-1-X8	16	.	-4K6	14	16		
13	13	+20-UCPC-7002-1-X8	13	.	-4K5	11	13		
17	17	+20-UCPC-7002-1-X8	17	.			17		
14	14	+20-UCPC-7002-1-X8	14	.	-4K5	14	14		
18	18	+20-UCPC-7002-1-X8	18	.			18		
19	19	+20-UCPC-7002-1-X8	19	.			19		
20	20	+20-UCPC-7002-1-X8	20	.			20		



CLIENT DWG NO. BU-20-VD-303-IN-DIG-0093
 EQUIPMENT NO. 20-C-7080
 EQUIPMENT LOCATION Iran, Onshore
 THIS DRAWING IS OWNED BY AIRPACK, AND SHALL NOT BE PRINTED OR COPIED IN ANY OTHER WAY THAN WITH AIRPACKS PERMISSION!

SUBJECT Terminal diagram =20-C-7080+PD-C-7080-01-X8
 ADAPTED TO P&ID REVISION 03
 CLIENT Bushehr Petrochemical Company (BUPC)
 CLIENT REF. Bushehr MEG Plant Project
 AIRPACK REF. 17811-05B

DRAWN BY htaher
 CHECKED BY RBE
 LAST MODIFICATION DATE 07/12/2021
 AIRPACK DWG NO. 17811-05B
 REVISION 02
 TOTAL PAGE AMOUNT 84

= 20-C-7080
 + PD-C-7080-01
 CURRENT PAGE

Terminal diagram

Cable name		Connection point		Terminal		Jumper		Target designation	
Strip =20-C-7080+PD-C-7080-01-X10 CONNECTION PT100		1		1		.		-4TH8	
		2		2		.		-4TH8	
-PT100		2x1 mm²		1		2			



CLIENT DWG NO. BU-20-VD-303-IN-DIG-0093
 EQUIPMENT NO. 20-C-7080
 EQUIPMENT LOCATION Iran, Onshore
 THIS DRAWING IS OWNED BY AIRPACK, AND SHALL NOT BE PRINTED OR COPIED IN ANY OTHER WAY THAN WITH AIRPACKS PERMISSION!

SUBJECT Terminal diagram =20-C-7080+PD-C-7080-01-X10
 ADAPTED TO P&ID REVISION 03
 CLIENT Bushehr Petrochemical Company (BUPC)
 CLIENT REF. Bushehr MEG Plant Project
 AIRPACK REF. 17811-05B

DRAWN BY htaher
 CHECKED BY RBE
 LAST MODIFICATION DATE 07/12/2021
 AIRPACK DWG NO. 17811-05B
 REVISION 02
 TOTAL PAGE AMOUNT 85

= 20-C-7080
 + PD-C-7080-01
 CURRENT PAGE