











OWNER:  شرکت سست و سویی توهر ایرانیاان (سهامی خاص)	<b>BUSHEHR PETROCHEMICAL COMPANY MEG PLANT</b>						EPC CONTRACTOR:  Chagalesh-Enerchimi-Steam Joint Venture BUPC-MEG PLANT PROJECT		
	<b>SINGLE LINE DIAGRAM FOR POWER DISTRIBUTION PANEL FOR NITGROGEN GAS BOOSTER</b>						 Netherlands		
MC :  شرکت سست و سویی توهر ایرانیاان (سهامی خاص)	Project	Area	Phase	Unit	Dis.	Doc.	Seq.	Contract No : 52-98/445	
Owner Document Number: <b>17811-49A</b>	BU	20	VD	303	EL	DIG	0049	Rev.:	Page
								02	1 of 3

## SINGLE LINE DIAGRAM FOR POWER DISTRIBUTION PANEL FOR NITGROGEN GAS BOOSTER

 شرکت سست و سویی توهر ایرانیاان  Chagalesh-Enerchimi-Steam Joint Venture BUPC-MEG PLANT PROJECT	<b>BUSHEHR PETROCHEMICAL COMPANY MEG PLANT</b>
<b>Document Review</b>	
Issue Purpose:	IFA
Result Code: AP,AN,CM,RE,NC	CM
Next Status : IFC,IFA,IFI,AFC,AB	IFA
Responsible Department	MECHANICAL
Commented Date	4/5/2022
<b>Approval or review hereunder shall not be construed to relieve Vendor / Subcontractor of his responsibilities and liability under the contract.</b>	

02	21/03/2022	For approval	AS	RB	KP	
01	10/01/2022	For approval	HT	RB	KP	
00	19/10/2021	For approval	HT	RB	KP	
Rev.	Date	Purpose of Issue	Prepared	Checked	Approved	AC Code
					Class: 1	Phase: P

<b>OWNER:</b>  شرکت سست دوهی توسعه ایرانین (سامی تاسیس)	<b>BUSHEHR PETROCHEMICAL COMPANY MEG PLANT</b>						<b>EPC CONTRACTOR:</b> 		
	<b>SINGLE LINE DIAGRAM FOR POWER DISTRIBUTION PANEL FOR NITROGEN GAS BOOSTER</b>								
<b>MC :</b>  	<b>Project</b>	<b>Area</b>	<b>Phase</b>	<b>Unit</b>	<b>Dis.</b>	<b>Doc.</b>	<b>Seq.</b>	<b>Contract No : 52-98/445</b>	
<b>Owner Document Number: 17811-49A</b>	<b>BU</b>	<b>20</b>	<b>VD</b>	<b>303</b>	<b>EL</b>	<b>DIG</b>	<b>0049</b>	<b>Rev.:</b>	<b>Page</b>
								02	2 of 3

### TABULATION OF REVISED PAGES

Page	D00	D01	D02	D03	D04
1.	X	X	X		
2.	X	X	X		
3.	X	X	X		
4.	X	X			
5.					
6.					
7.					
8.					
9.					
10.					
11.					
12.					
13.					
14.					
15.					
16.					
17.					
18.					
19.					
20.					
21.					
22.					
23.					
24.					
25.					
26.					
27.					
28.					
29.					
30.					
31.					
32.					
33.					
34.					

Page	D00	D01	D02	D03	D04
35.					
36.					
37.					
38.					
39.					
40.					
41.					
42.					
43.					
44.					
45.					
46.					
47.					
48.					
49.					
50.					
51.					
52.					
53.					
54.					
55.					
56.					
57.					
58.					
59.					
60.					
61.					
62.					
63.					
64.					
65.					

SINGLE LINE DIAGRAM

EL:  
"20-MS-SWB3B-01"

From: SWB3A-03(0.4KV)  
Cable no: EBP-20-C-1002-M  
Cable Type and Size: CU/XLPE/SWA/PVC3.5\*150mm2  
Gland: EX-IP65 E/M63

UPS-1  
POWER SUPPLY  
110VAC 50 HZ  
3X2.5 mm2

UPS-2  
POWER SUPPLY  
110VAC 50 HZ  
3X2.5 mm2

NON-UPS  
POWER SUPPLY  
230VAC 50 HZ

EL:  
All symbols shall be described in **legend**.  
Moreover, using MCB for incoming is not suitable due to range of current.

EL:  
According to Cable List, it shall be 3x2.5 mm<sup>2</sup>.

POWER DISTRIBUTION PANEL  
PD-C-1002-01

UNIT CONTROL PANEL  
UCP-C1002-01

EL:  
Suitable sizing of CBs for internal wiring is in vendor responsibility.

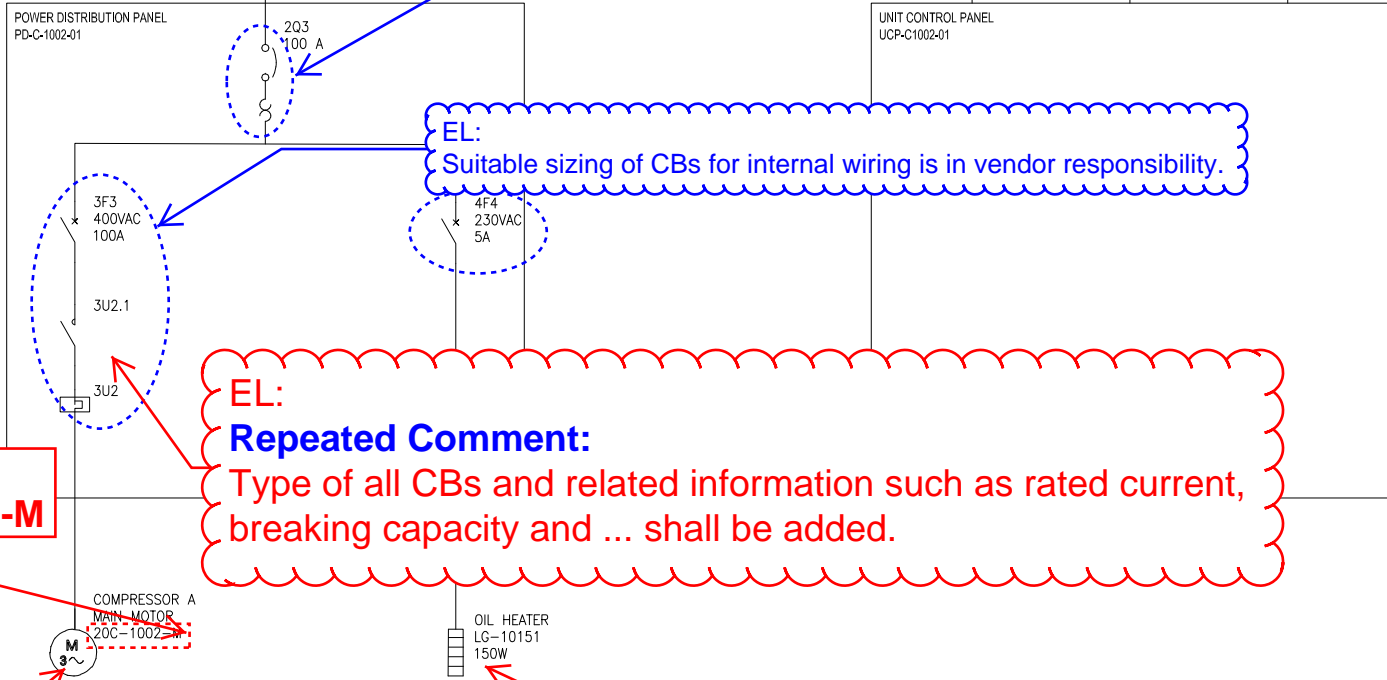
EL:  
**Repeated Comment:**  
Type of all CBs and related information such as rated current, breaking capacity and ... shall be added.

EL:  
20-C-1002-M

EL:  
Add **rated power** of this item.  
Add **Cable Size** of this item.

EL:  
Add **Cable Size** of this item.

EL:  
20-C-1002-M



	SUBJECT	BUSI	DATE	19-10-2021	THIS DRAWING IS OWNED BY AIRPACK AND SHALL NOT BE PRINTED OR COPIED IN ANY OTHER WAY THAN WITH AIRPACKS PERMISSION		
		MEG PLANT	DRAWN BY	HT			
		EMERGENCY INSTRUMENT AIR COMPRESSOR	CHECKED BY	KP			
	CLIENT	BUSHEHR PETROCHEMICAL COMPANY (BUPC)	PLANT LOCATION	IRAN			
	CLIENT REF	20-C-7080	DRAWING NO.	17811-32B			
AIRPACK REF	17811	SHEETNO.	02 / 13				
					REV02	18-03-2022	AS
					REV01	10-01-2022	HT
					REV00	19-10-2021	HT