







OWNER:  شرکت سست و سویی گیس ایران (سهامی خاص)	BUSHEHR PETROCHEMICAL COMPANY MEG PLANT						EPC CONTRACTOR:  Chagalesh-Enerchimi-Steam Joint Venture BUPC-MEG PLANT PROJECT		
MC :  شرکت سست و سویی گیس ایران (سهامی خاص)	UTILITY CONSUMPTION LIST FOR NITROGEN GAS BOOSTER								
Owner Document Number: 17811-09A							Project	Area	Phase
	BU	20	VD	303	PR	LST	0014	Rev.: 01	Page 1 of 4

UTILITY CONSUMPTION LIST FOR NITROGEN GAS BOOSTER

 شرکت سست و سویی گیس ایران توسعه گاز ایران	 Chagalesh-Enerchimi-Steam Joint Venture BUPC-MEG PLANT PROJECT	BUSHEHR PETROCHEMICAL COMPANY MEG PLANT
Document Review		
Issue Purpose:	IFA	
Result Code: AP,AN,CM,RE,NC	CM	
Next Status : IFC,IFA,IFI,AFC,AB	IFA	
Responsible Department	MECHANICAL	
Commented Date	Jun /21/2022	
Approval or review hereunder shall not be construed to relieve Vendor / Subcontractor of his responsibilities and liability under the contract.		

01	01/06/2022	For approval	DH	KP	JR	
00	04/05/2022	For approval	DH	KP	JR	
Rev.	Date	Purpose of Issue	Prepared	Checked	Approved	AC Code
					Class: 1	Phase: P



2. Instrument air consumption must be reported.

Consumption List



Project : Bushehr MEG Plant Project

1. Please be noted that the purpose of the utility consumption document is reporting the utilities which consume in a unit.

DATE: 01/06/2022

UTILITY CONSUMPTION

NO.	Tag No.	Description	Rate m3/h	Duty		Remarks
				Continuous	Intermittent	
A : Nitrogen						
1	20-C-1002	Utility consumption of nitrogen gas compressor	565 m3/h	X		inlet : 7 / 8 / 9 bar(a) / 5 - 52°C outlet : 23,5 bar(a) / 52°C max.
2						
3						
4						
5						
B : Water						
1	20-C-1002	Nitrogen gas compressor cooling water	15 m3/hr	X		inlet : 4,5 bar(g) / 35°C outlet : 1,5 bar(g) / 45°C
2						
3						
4						
5						

Air consumption for control valve, on-off valve and solenoid valve shall be specified.



Utility Consumption List



Project : Bushehr MEG Plant Project

VENDOR NAME.	Airpack Nederland BV
ITEM NAME.	Instrument Air Compressor Package
REV. NO.	01

ELECTRICAL LOAD LIST

NO.	Tag No.	Description	Electrical data		Remarks
			Absorbed Power kW	Rated power kW	
A : Voltage (400V / 50Hz / 3 ph)					
1	20-C-1002-M	Main motor	35	45	
A : Voltage (230V / 50Hz / 1 ph)					
1	NA	Heater	0,15	0,15	
2	UCP-C1002-01		0,05	0,15	
C : UPS(110V / 50Hz / 1 ph)					
1	UCP-C1002-01	UCP	0,2	0,24	
2	UCP-C1002-01	UCP	0,2	0,24	

- Please specify workstations power consumption.
- Number of required UPS and non-UPS feeders shall be specified as a note.
- UPS and non-UPS power consumption shall be reviewed and consumption detail shall be submitted.

EL:

Vendor shall add additional information in accordance with attached file.
A sample file has been attached into this file.

Moreover, all electrical loads shall be added to the above table.