











OWNER:  شرکت ست و پوی توپد ایرانیاں (سهانی ناس)	BUSHEHR PETROCHEMICAL COMPANY MEG PLANT						EPC CONTRACTOR:  Chagalesh-Enerchimi-Steam Joint Venture BUPC-MEG PLANT PROJECT		
	LV DISTRIBUTION PANEL DRAWING FOR EMERGENCY INSTRUMENT AIR COMPRESSOR						 Netherlands		
MC :  شرکت ست و پوی توپد ایرانیاں (سهانی ناس)	Project	Area	Phase	Unit	Dis.	Doc.	Seq.	Contract No: 52-98/445	
Owner Document Number: 17811-57B	BU	20	VD	303	EL	DWG	0059	Rev.:	Page
								01	1 of 4

## LV DISTRIBUTION PANEL DRAWING FOR EMERGENCY INSTRUMENT AIR COMPRESSOR

 شرکت ست و پوی توپد ایرانیاں (سهانی ناس)	 Chagalesh-Enerchimi-Steam Joint Venture BUPC-MEG PLANT PROJECT	BUSHEHR PETROCHEMICAL COMPANY MEG PLANT
<b>Document Review</b>		
Issue Purpose:	IFA	
Result Code: AP,AN,CM,RE,NC	AN	
Next Status : IFC,IFA,IFI,AFC,AB	AFC	
Responsible Department	MECHANICAL	
Commented Date	8/15/2022	
<b>Approval or review hereunder shall not be construed to relieve Vendor / Subcontractor of his responsibilities and liability under the contract.</b>		

01	28/07/2022	For approval	BK	RB	KP	
00	21/10/2021	For approval	HT	RB	KP	
Rev.	Date	Purpose of Issue	Prepared	Checked	Approved	AC Code
					Class: 1	Phase: P

<b>OWNER:</b>  شرکت سست توسعه ایرانیان (سامی تاسیس)	<b>BUSHEHR PETROCHEMICAL COMPANY MEG PLANT</b>						<b>EPC CONTRACTOR</b>  Chagalesh-Enerchimi-Steam Joint Venture BUPC-MEG PLANT PROJECT		
	<b>LV DISTRIBUTION PANEL DRAWING FOR EMERGENCY INSTRUMENT AIR COMPRESSOR</b>						 Netherlands		
<b>MC :</b>  شرکت سست توسعه ایرانیان (سامی تاسیس)	<b>Project</b>	<b>Area</b>	<b>Phase</b>	<b>Unit</b>	<b>Dis.</b>	<b>Doc.</b>	<b>Seq.</b>	<b>Contract No: 52-98/445</b>	
<b>Owner Document Number:</b> 17811-57B	BU	20	VD	303	EL	DWG	0059	<b>Rev.:</b>	<b>Page</b>
								01	2 of 4

**TABULATION OF REVISED PAGES**

Page	D00	D01	D02	D03	D04
1.	X	X			
2.	X	X			
3.	X	X			
4.	X	X			
5.					
6.					
7.					
8.					
9.					
10.					
11.					
12.					
13.					
14.					
15.					
16.					
17.					
18.					
19.					
20.					
21.					
22.					
23.					
24.					
25.					
26.					
27.					
28.					
29.					
30.					
31.					
32.					
33.					
34.					

Page	D00	D01	D02	D03	D04
35.					
36.					
37.					
38.					
39.					
40.					
41.					
42.					
43.					
44.					
45.					
46.					
47.					
48.					
49.					
50.					
51.					
52.					
53.					
54.					
55.					
56.					
57.					
58.					
59.					
60.					
61.					
62.					
63.					
64.					
65.					
66.					
67.					




Nr	Description	Tagnumber	Make
1.	Main motor fault lamp (red)	3H18	Schneider
2.	Main motor permissive lamp (green)	3H16	Schneider
3.	Ampere meter	3V2	Schneider
4.	Maintenance switch	2Q3	Schneider
5.	Motorstarter 400VAC	3U3	Schneider
6.	Contactor 230VAC	4U3	Schneider
7.	Thermostat 230VAC	4TH8	Schneider
8.	Miniature circuit breaker 3P	2F17, 3F3	Schneider
9.	Panel power supply	2V17	Phoenix contact
10.	Miniature circuit breaker 1P	2F17.1	Schneider
11.	Interface relay 1NO Interface relay 2NO	3K9, 3K12, 4K6, 5K4, 5K6 3K8	Phoenix contact
12.	Interface relay 230VAC	4K5	Phoenix contact
13.	Transformer for Ampere meter	3L1	Schneider
14.	Solid state relay	4U4	Siemens
15.	Miniature circuit breaker 2P	4F4	Schneider

GENERAL NOTES	
1. Tag numbers correspond with electrical diagram	
2. All the parts that are on the list in the panel layout will be included in the IOM.	
REFERENCE DRAWINGS	DWG.No.
BU-20-VD-303-IN-DIG-0093	17811-05B
BU-20-VD-303-IN-DIG-0079	17811-049B

Name of these documents shall be added.

REFERENCE DRAWINGS	DWG.No.
BU-20-VD-303-IN-DIG-0093	17811-05B
BU-20-VD-303-IN-DIG-0079	17811-049B

REV.	DATE	DESCRIPTION	PREP.	CHKD.	APPR.	AC.
01	27/07/22	For approval	HT	BK	BK	--
00	20/10/21	For approval	HT	RB	RB	--

OWNER:  MC:  CONTRACTOR: 

PROJECT: BUSHEHR PETROCHEMICAL COMPANY  
MEG PLANT

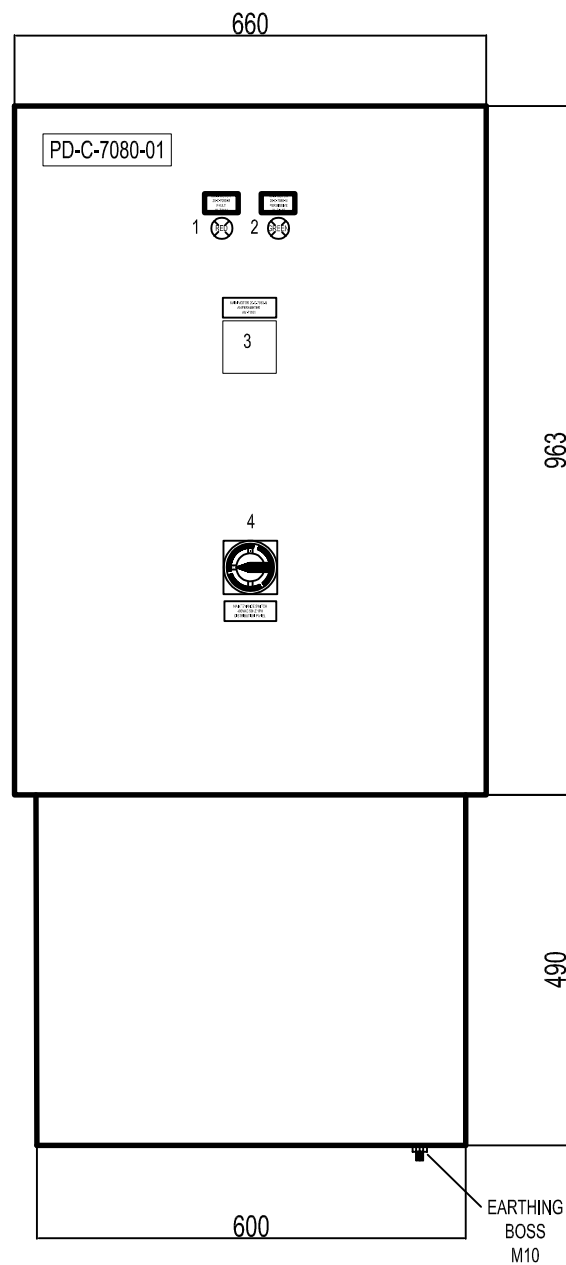
DRAWING TITLE: 17811-57B  
LV DISTRIBUTION PANEL DRAWING FOR EMERGENCY INSTRUMENT AIR COMPRESSOR

CONTRACT NO.	SCALE	SIZE	CLASS	PHASE
52-98/445	XX	A0	1	P

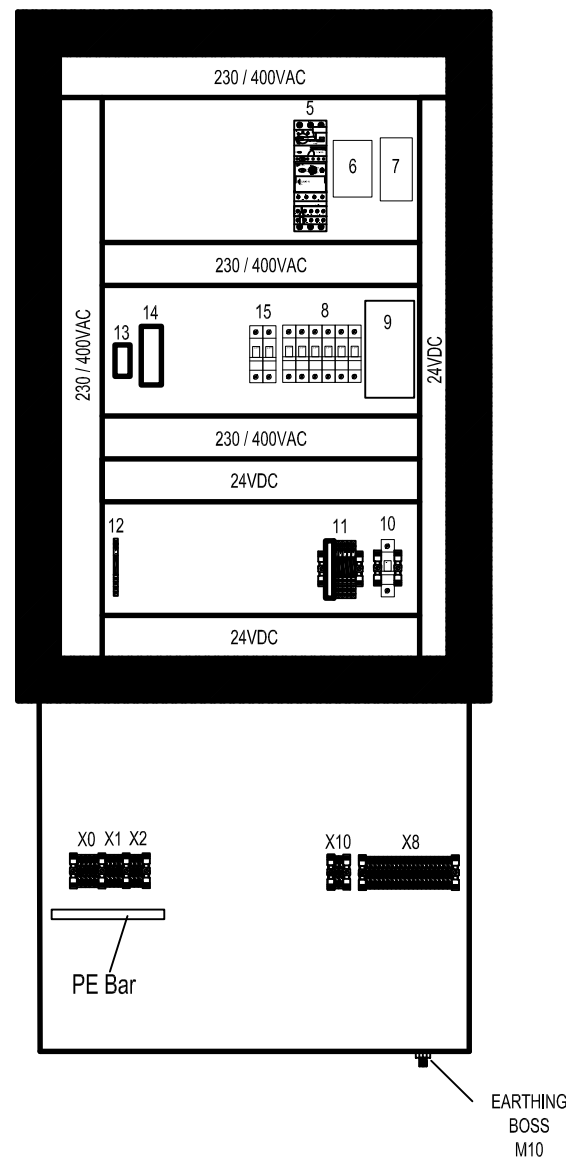
DOCUMENT NO.	PROJECT	AREA	PHASE	MRO No.	DIS.	DOC.	SEQ.	SHEET	REV.
BU-20-VD-303-EL-005-001	BU	20	VD	303	EL	DRG	0059	1 OF 2	00

# PD-C-7080-01

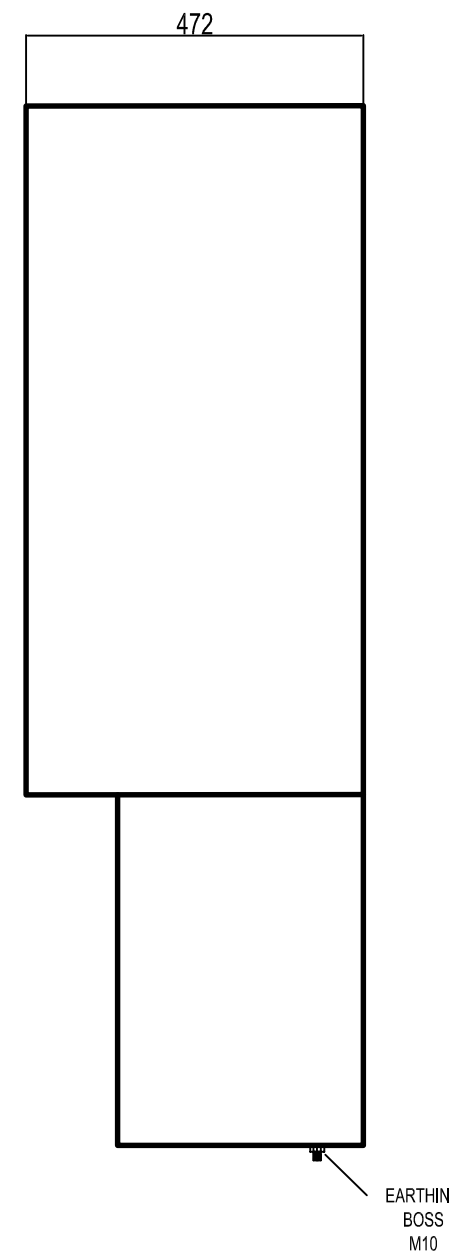
## FRONT SIDE (OUTSIDE) VIEW



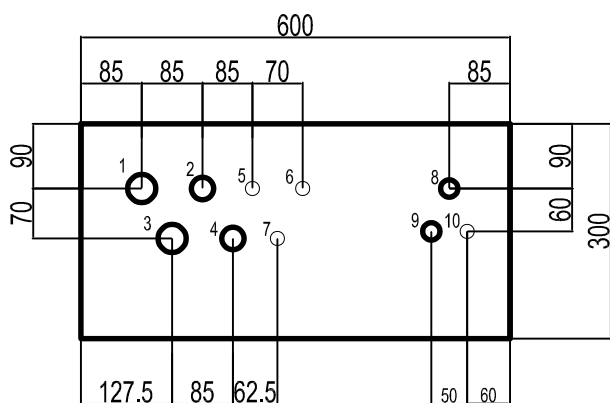
## FRONT SIDE (INSIDE) VIEW



## SIDE (OUTSIDE) VIEW



## BOTTOM VIEW



### GLAND ENTRY DETAILS

- M20: 3x
- M20: 1x (Breather)
- M25: 2x
- M32: 2x
- M40: 2x

- 1 = Incoming power cable from customer - M40
- 2 = Outgoing power cable main motor - M32
- 3 = Spare plug - M40
- 4 = Spare plug - M32
- 5 = Outgoing power cable oil heater - M20
- 6 = PT100 cable - M20
- 7 = Spare plug - M20
- 8 = Multicore cable to / from UCP - M25
- 9 = Spare plug - M25
- 10 = Breather / Drain - M20

### GENERAL NOTES

1. Panel material: Coper free cast aluminum.
2. Ingress protection: IP-65
3. Panel dimensions: 1453x660x742 mm
4. Area classification: Eex 'd'  
(RAL 7035)
5. All spare notes are plugged with certified plugs

REFERENCE DRAWINGS	DWG.No.
BU-20-VD-303-IN-DIG-0093	17811-05B
BU-20-VD-303-IN-DIG-0079	17811-049B

REV	DATE	PURPOSE OF ISSUE (P.O.I.)	PREP.	CHKD.	APPR.	AC.
01	27/07/22	For approval	HT	BK	BK	-
00	20/10/21	For approval	HT	RB	RB	-

OWNER:

MC:

CONTRACTOR:

PROJECT: BUSHEHR PETROCHEMICAL COMPANY  
MEG PLANT

DRAWING TITLE: 17811-57B  
LV DISTRIBUTION PANEL DRAWING FOR EMERGENCY INSTRUMENT AIR COMPRESSOR

CONTRACT NO.	SCALE	SIZE	CLASS	PHASE					
52-98/445	XX	A0		1					
DOCUMENT NO.	PROJECT	AREA	PHASE	MRQ No.	DIS.	DOC.	SEQ.	SHEET	REV. NO.
BU-20-VD-303-IN-DIG-0093	BU	20	VD	303	EL.	DWG	0093	2 OF 2	00