











OWNER:  شرکت سست و سویی توهر ایرانیاان (سهامی خاص)	BUSHEHR PETROCHEMICAL COMPANY MEG PLANT						EPC CONTRACTOR:  Chagalesh-Enerchimi-Steam Joint Venture BUPC-MEG PLANT PROJECT		
	UCP/LCP/JB WIRING DIAGRAM FOR NITROGEN GAS BOOSTER						 Netherlands		
MC :  شرکت سست و سویی توهر ایرانیاان (سهامی خاص)	Project	Area	Phase	Unit	Dis.	Doc.	Seq.	Contract No : 52-98/445	
Owner Document Number: 17811-05A	BU	20	VD	303	IN	DIG	0043	Rev.:	Page
								06	1 of 11

UCP/LCP/JB WIRING DIAGRAM FOR NITROGEN GAS BOOSTER

 شرکت سست و سویی توهر ایرانیاان (سهامی خاص)	 Chagalesh-Enerchimi-Steam Joint Venture BUPC-MEG PLANT PROJECT	BUSHEHR PETROCHEMICAL COMPANY MEG PLANT
Document Review		
Issue Purpose:	AFC	
Result Code: AP,AN,CM,RE,NC	AN	
Next Status : IFC,IFA,IFI,AFC,AB	AFC	
Responsible Department	MECHANICAL	
Commented Date	Aug/17/2022	
Approval or review hereunder shall not be construed to relieve Vendor / Subcontractor of his responsibilities and liability under the contract.		

06	04/08/2022	Approved for Construction	MG	RB	KP	
05	14/07/2022	For approval	MG	RB	KP	
04	30/06/2022	For approval	MG	RB	KP	
03	31/05/2022	For approval	MG	RB	KP	
02	08/12/2021	For approval	HT	RB	KP	
01	19/10/2021	For approval	HT	RB	KP	
00	24/11/2020	For approval	HT	RB	KP	
Rev	Date	Purpose of Issue	Prepared	Checked	Approved	AC Code
					Class: 1	Phase: P

OWNER:  شرکت ست دوی توسعه ایرانین (سامی تاسیس)	BUSHEHR PETROCHEMICAL COMPANY MEG PLANT							EPC CONTRACTOR: 	
	UCP/LCP/JB WIRING DIAGRAM FOR NITROGEN GAS BOOSTER								
MC :  	Project	Area	Phase	Unit	Dis.	Doc.	Seq.	Contract No : 52-98/445	
Owner Document Number: 17811-05A	BU	20	VD	303	IN	DIG	0043	Rev.:	Page
								06	2 of 111

TABULATION OF REVISED PAGES

Page	D00	D01	D02	D03	D04	D05	D06				
1.	X	X	X	X	X	X	X				
2.	X	X	X	X	X	X	X				
3.	X	X	X	X	X	X	X				
4.	X	X	X	X	X	X	X				
5.	X	X	X	X	X	X	X				
6.	X	X	X	X	X	X	X				
7.	X	X	X	X	X	X	X				
8.	X	X	X	X	X	X	X				
9.	X	X	X	X	X	X	X				
10.	X	X	X	X	X	X	X				
11.	X	X	X	X	X	X	X				
12.	X	X	X	X	X	X	X				
13.	X	X	X	X	X	X	X				
14.	X	X	X	X	X	X	X				
15.	X	X	X	X	X	X	X				
16.	X	X	X	X	X	X	X				
17.	X	X	X	X	X	X	X				
18.	X	X	X	X	X	X	X				
19.	X	X	X	X	X	X	X				
20.	X	X	X	X	X	X	X				
21.	X	X	X	X	X	X	X				
22.	X	X	X	X	X	X	X				
23.	X	X	X	X	X	X	X				
24.	X	X	X	X	X	X	X				
25.	X	X	X	X	X	X	X				
26.	X	X	X	X	X	X	X				
27.	X	X	X	X	X	X	X				
28.	X	X	X	X	X	X	X				
29.	X	X	X	X	X	X	X				
Till 108	X	X	X	X	X	X	X				
Till 78		X	X	X	X	X	X				
Till 91			X	X	X	X	X				
Till 114				X	X	X	X				
Till 111					X	X	X				



Airpack B.V.

4301 RN Zierikzee
The Netherlands

PHONE: (31) (0) 111 - 415455

FAX: (31) (0) 111 - 413338

E-MAIL : AIRPACK@AIRPACK.NL

WEBPAGE : WWW.AIRPACK.NL

Client	:	Bushehr Petrochemical Company (BUPC)		
Equipment location	:	Iran, Onshore		
Client reference	:	Bushehr MEG Plant Project		
Client dwg. no.	:	BU-20-VD-303-IN-DIG-0043		
Airpack reference	:	17811-05A		
Airpack dwg. no.	:	17811-05		
Generation date	:	6-11-2020		
E & I manager	:	RBE	Revision no.	: 06
Last modifications	:	4-8-2022		
Last modifications by	:	MaGo		



CLIENT DWG NO.	BU-20-VD-303-IN-DIG-0043
EQUIPMENT NO.	20-C-1002
EQUIPMENT LOCATION	Iran, Onshore
THIS DRAWING IS OWNED BY AIRPACK, AND SHALL NOT BE PRINTED OR COPIED IN ANY OTHER WAY THAN WITH AIRPACKS PERMISSION!	

SUBJECT Title page / cover sheet	
ADAPTED TO P&ID REVISION	05
CLIENT	Bushehr Petrochemical Company (BUPC)
CLIENT REF.	Bushehr MEG Plant Project
AIRPACK REF.	17811-05A

DRAWN BY	MaGo
CHECKED BY	RBE
LAST MODIFICATION DATE	13-7-2022
AIRPACK DWG NO.	17811-05
REVISION	06
TOTAL PAGE AMOUNT	1

=
+
CURRENT PAGE

NOTES ON ELECTRICAL DRAWINGS

MARK OF PLC IS SIEMENS S7-400 FH

ESD SIGNALS WILL BE CONNECTED HARDWIRED (4-WIRE CABLE)

ELECTRICAL SCHEME IS DRAWN IN NON ENERGIZED STATE

ACCEPT, RESET, CAN BE CONTROLLED ON THE UCP
ALARMS-, TRIPS- AND RUNNING STATUS WILL BE VISIBLE WITH LAMPS ON UCP
PROCESS VALUES AND ALARMS WILL BE VISIBLE ON UCP HMI

UCP IS LOCATED IN CONTROL ROOM
MATERIAL: PAINTED SHEET STEEL (RAL 7035)
INGRESS. PROTECTION: IP-42
AREA CLASSIFICATION: SAFE AREA

JB ANALOG IS WALL MOUNTED ON SKID
MATERIAL: SS316 (RAL 5015) BLUE
INGRESS. PROTECTION: IP-65
AREA CLASSIFICATION: Eex'i'

JB DIGITAL IS WALL MOUNTED ON SKID
MATERIAL: SS316 (RAL 6021) GREEN
INGRESS. PROTECTION: IP-65
AREA CLASSIFICATION: Eex'e'

LCP IS WALL MOUNTED ON SKID
MATERIAL: SS316 (RAL 6021) GREEN
INGRESS. PROTECTION: IP-65
AREA CLASSIFICATION: Eex'e'

DISTRIBUTION PANEL IS WALL MOUNTED ON SKID
MATERIAL: ALUMINIUM (RAL 9006) GRAY
INGRESS. PROTECTION: IP-65
AREA CLASSIFICATION: Eex'd'

GLANDS: NICKEL PLATED BRASS GLANDS WITH PVC SHROUDS, ISO METRIC THREADS , IP-66, DOUBLE COMPRESSION, Ex-d/Ex-d dual certified including Locknut, Earth tag & Sealing washer
CABLE TRAYS: GALVANIZED STEEL WITHOUT COVER

AMBIENT TEMPERATURE: 5 / 55 °C

ALL "PE" CONNECTIONS WILL BE CONNECTED ON A "PE"-BAR
ALL "ISE" CONNECTIONS WILL BE CONNECTED ON A "ISE"-BAR

- Terminal blocks shall be spring loaded Klippon type and vibration proof for JB
- Screens shall be insulated from earth at instrument side. They shall be continuous through to the control room marshaling cabinet where they will be connected to the clean system.

COLOUR CODES INTERNAL WIRING

400 VAC, 50HZ, L1	BLACK
400 VAC, 50HZ, L3	BROWN
400 VAC, 50HZ, L3	GREY
110 VAC / 230 VAC, 50HZ, L	BROWN
110 VAC / 230 VAC, 50HZ, N	BLUE
24VDC +	RED
0 VDC	BLACK
CURRENT LOOPS	PURPLE
VOLT FREE CONTACTS	ORANGE
PROTECTION EARTH	GREEN / YELLOW
INSTRUMENT SAFETY EARTH	GREEN
INTRINSICALLY SAFE	BLUE

REFERENCE DOCUMENTS:

P&ID FOR NITROGEN GAS BOOSTER
I/O LIST FOR NITROGEN GAS BOOSTER

UCP/LCP/JB GENERAL ARRANGEMENT DRAWING & TERMINAL DETAILS FOR NITROGEN GAS BOOSTER INCL. BOM
SINGLE LINE DIAGRAM FOR POWER DISTRIBUTION PANEL FOR NITROGEN GAS BOOSTER

AIRPACK DOC. NO.

17811-03A
17811-06A
17811-07A
17811-49A

CUSTOMER DOC. NO.

BU-20-VD-303-PR-DWG-0013
BU-20-VD-303-IN-LST-0034
BU-20-VD-303-IN-DWG-0039
BU-20-VD-303-EL-DIG-0049



CLIENT DWG NO.	BU-20-VD-303-IN-DIG-0043
EQUIPMENT NO.	20-C-1002
EQUIPMENT LOCATION	Iran, Onshore

THIS DRAWING IS OWNED BY AIRPACK, AND SHALL NOT BE PRINTED OR COPIED IN ANY OTHER WAY THAN WITH AIRPACKS PERMISSION!

SUBJECT		DRAWN BY		MaGo		=	
Project description		CHECKED BY		RBE		+	
ADAPTED TO P&ID REVISION	05	LAST MODIFICATION DATE		13-7-2022		CURRENT PAGE	
CLIENT	Bushehr Petrochemical Company (BUPC)	AIRPACK DWG NO.		17811-05			
CLIENT REF.	Bushehr MEG Plant Project	REVISION		06			
AIRPACK REF.	17811-05A	TOTAL PAGE AMOUNT		2			

Table of contents

Page	Page description	Supplementary page field	Date	Edited by
/1	Title page / cover sheet	1	29-6-2022	MaGo
/2	Project description	2	29-6-2022	MaGo
/3	Table of contents : /1 - =20-C-1002+UCP-C1002-01/21	3	13-7-2022	mgoeman
/4	Table of contents : =20-C-1002+UCP-C1002-01/22 - =20-C-1002+UCP-C1002-01/54	4	13-7-2022	mgoeman
/5	Table of contents : =20-C-1002+UCP-C1002-01/55 - =20-C-1002+PD-C-1002-01/1	5	13-7-2022	mgoeman
/6	Table of contents : =20-C-1002+PD-C-1002-01/2 - =20-C-1002+PD-C-1002-01/11	6	13-7-2022	mgoeman
/7	Device tag list : =+UCP-C1002-01-2TH11 - =+UCP-C1002-01-2TH14	7	13-7-2022	mgoeman
/8	Device tag list : =20-C-1002+UCP-C1002-01-8A9 - =20-C-1002+UCP-C1002-01-28K6	8	13-7-2022	mgoeman
/9	Device tag list : =20-C-1002+UCP-C1002-01-28K8 - =20-C-1002+UCP-C1002-01-6M19	9	29-6-2022	mgoeman
/10	Device tag list : =20-C-1002+UCP-C1002-01-7M15 - =20-C-1002+UCP-C1002-01-9U14	10	29-6-2022	mgoeman
/11	Device tag list : =20-C-1002+UCP-C1002-01-9U15 - =20-C-1002+PD-C-1002-01-2F17.1	11	13-7-2022	mgoeman
/12	Device tag list : =20-C-1002+PD-C-1002-01-3F3 - =20-C-1002+PD-C-1002-01-3V2	12	13-7-2022	mgoeman
=20-C-1002+UCP-C1002-01/1	TERMINAL STRIP DEFINITION	13	29-6-2022	MaGo
=20-C-1002+UCP-C1002-01/2	POWER SUPPLY	14	13-7-2022	MaGo
=20-C-1002+UCP-C1002-01/3	EMERGENCY SHUTDOWN	15	13-7-2022	MaGo
=20-C-1002+UCP-C1002-01/4	SOLENOIDS	16	13-7-2022	MaGo
=20-C-1002+UCP-C1002-01/5	PLC LAYOUT	17	13-7-2022	MaGo
=20-C-1002+UCP-C1002-01/6	IO RACK I	18	29-6-2022	MaGo
=20-C-1002+UCP-C1002-01/7	IO RACK II	19	29-6-2022	MaGo
=20-C-1002+UCP-C1002-01/8	DISPLAY	20	29-6-2022	MaGo
=20-C-1002+UCP-C1002-01/9	LOOP SPLITTERS	21	29-6-2022	MaGo
=20-C-1002+UCP-C1002-01/10	DIGITAL INPUTS I [6M7]	22	29-6-2022	MaGo
=20-C-1002+UCP-C1002-01/11	DIGITAL INPUTS I [6M7]	23	29-6-2022	MaGo
=20-C-1002+UCP-C1002-01/12	DIGITAL INPUTS I [6M7]	24	29-6-2022	MaGo
=20-C-1002+UCP-C1002-01/13	DIGITAL INPUTS I [6M7]	25	29-6-2022	MaGo
=20-C-1002+UCP-C1002-01/14	DIGITAL INPUTS I [6M9]	26	13-7-2022	MaGo
=20-C-1002+UCP-C1002-01/15	DIGITAL INPUTS I [6M9]	27	13-7-2022	MaGo
=20-C-1002+UCP-C1002-01/16	DIGITAL INPUTS I [6M9]	28	29-6-2022	MaGo
=20-C-1002+UCP-C1002-01/17	DIGITAL INPUTS I [6M9]	29	29-6-2022	MaGo
=20-C-1002+UCP-C1002-01/18	ANALOG INPUTS I [6M10]	30	13-7-2022	MaGo
=20-C-1002+UCP-C1002-01/19	ANALOG INPUTS I [6M10]	31	13-7-2022	MaGo
=20-C-1002+UCP-C1002-01/20	ANALOG INPUTS I [6M12]	32	13-7-2022	MaGo
=20-C-1002+UCP-C1002-01/21	ANALOG INPUTS I [6M12]	33	13-7-2022	MaGo



CLIENT DWG NO.	BU-20-VD-303-IN-DIG-0043	SUBJECT	Table of contents : /1 - =20-C-1002+UCP-C1002-01/21	DRAWN BY	MaGo	=
EQUIPMENT NO.	20-C-1002	ADAPTED TO P&ID REVISION	05	CHECKED BY	RBE	+
EQUIPMENT LOCATION	Iran, Onshore	CLIENT	Bushehr Petrochemical Company (BUPC)	LAST MODIFICATION DATE	13-7-2022	CURRENT PAGE
THIS DRAWING IS OWNED BY AIRPACK, AND SHALL NOT BE PRINTED OR COPIED IN ANY OTHER WAY THAN WITH AIRPACKS PERMISSION!	CLIENT REF.	Bushehr MEG Plant Project	AIRPACK DWG NO.	17811-05		
	AIRPACK REF.	17811-05A	REVISION	06		
	TOTAL PAGE AMOUNT	3				

Table of contents

Page	Page description	Supplementary page field	Date	Edited by
=20-C-1002+UCP-C1002-01/22	ANALOG INPUTS I [6M14]	34	13-7-2022	MaGo
=20-C-1002+UCP-C1002-01/23	ANALOG INPUTS I [6M14]	35	29-6-2022	MaGo
=20-C-1002+UCP-C1002-01/24	DIGITAL OUTPUTS I [6M15]	36	29-6-2022	MaGo
=20-C-1002+UCP-C1002-01/25	DIGITAL OUTPUTS I [6M15]	37	29-6-2022	MaGo
=20-C-1002+UCP-C1002-01/26	DIGITAL OUTPUTS I [6M16]	38	13-7-2022	MaGo
=20-C-1002+UCP-C1002-01/27	DIGITAL OUTPUTS I [6M16]	39	13-7-2022	MaGo
=20-C-1002+UCP-C1002-01/28	DIGITAL OUTPUTS I [6M18]	40	29-6-2022	MaGo
=20-C-1002+UCP-C1002-01/29	DIGITAL OUTPUTS I [6M18]	41	29-6-2022	MaGo
=20-C-1002+UCP-C1002-01/30	DIGITAL OUTPUTS I [6M19]	42	29-6-2022	MaGo
=20-C-1002+UCP-C1002-01/31	DIGITAL OUTPUTS I [6M19]	43	29-6-2022	MaGo
=20-C-1002+UCP-C1002-01/32	EMPTY PAGE	44	29-6-2022	MaGo
=20-C-1002+UCP-C1002-01/33	DIGITAL INPUTS II [7M7]	45	29-6-2022	MaGo
=20-C-1002+UCP-C1002-01/34	DIGITAL INPUTS II [7M7]	46	29-6-2022	MaGo
=20-C-1002+UCP-C1002-01/35	DIGITAL INPUTS II [7M7]	47	29-6-2022	MaGo
=20-C-1002+UCP-C1002-01/36	DIGITAL INPUTS II [7M7]	48	29-6-2022	MaGo
=20-C-1002+UCP-C1002-01/37	DIGITAL INPUTS II [7M9]	49	29-6-2022	MaGo
=20-C-1002+UCP-C1002-01/38	DIGITAL INPUTS II [7M9]	50	29-6-2022	MaGo
=20-C-1002+UCP-C1002-01/39	DIGITAL INPUTS II [7M9]	51	29-6-2022	MaGo
=20-C-1002+UCP-C1002-01/40	DIGITAL INPUTS II [7M9]	52	29-6-2022	MaGo
=20-C-1002+UCP-C1002-01/41	ANALOG INPUTS II [7M10]	53	29-6-2022	MaGo
=20-C-1002+UCP-C1002-01/42	ANALOG INPUTS II [7M10]	54	29-6-2022	MaGo
=20-C-1002+UCP-C1002-01/43	ANALOG INPUTS II [7M12]	55	29-6-2022	MaGo
=20-C-1002+UCP-C1002-01/44	ANALOG INPUTS II [7M12]	56	29-6-2022	MaGo
=20-C-1002+UCP-C1002-01/45	ANALOG INPUTS II [7M14]	57	29-6-2022	MaGo
=20-C-1002+UCP-C1002-01/46	ANALOG INPUTS II [7M14]	58	29-6-2022	MaGo
=20-C-1002+UCP-C1002-01/47	DIGITAL OUTPUTS II [7M15]	59	29-6-2022	MaGo
=20-C-1002+UCP-C1002-01/48	DIGITAL OUTPUTS II [7M15]	60	29-6-2022	MaGo
=20-C-1002+UCP-C1002-01/49	DIGITAL OUTPUTS II [7M16]	61	29-6-2022	MaGo
=20-C-1002+UCP-C1002-01/50	DIGITAL OUTPUTS II [7M16]	62	29-6-2022	MaGo
=20-C-1002+UCP-C1002-01/51	DIGITAL OUTPUTS II [7M18]	63	29-6-2022	MaGo
=20-C-1002+UCP-C1002-01/52	DIGITAL OUTPUTS II [7M18]	64	29-6-2022	MaGo
=20-C-1002+UCP-C1002-01/53	DIGITAL OUTPUTS II [7M19]	65	29-6-2022	MaGo
=20-C-1002+UCP-C1002-01/54	DIGITAL OUTPUTS II [7M19]	66	29-6-2022	MaGo



CLIENT DWG NO.	BU-20-VD-303-IN-DIG-0043
EQUIPMENT NO.	20-C-1002
EQUIPMENT LOCATION	Iran, Onshore
THIS DRAWING IS OWNED BY AIRPACK, AND SHALL NOT BE PRINTED OR COPIED IN ANY OTHER WAY THAN WITH AIRPACKS PERMISSION!	

SUBJECT Table of contents : =20-C-1002+UCP-C1002-01/22 - =20-C-1002+UCP-C1002-01/54	
ADAPTED TO P&ID REVISION	05
CLIENT	Bushehr Petrochemical Company (BUPC)
CLIENT REF.	Bushehr MEG Plant Project
AIRPACK REF.	17811-05A

DRAWN BY	MaGo
CHECKED BY	RBE
LAST MODIFICATION DATE	13-7-2022
AIRPACK DWG NO.	17811-05
REVISION	06
TOTAL PAGE AMOUNT	4

=	
+	
CURRENT PAGE	

Table of contents

Page	Page description	Supplementary page field	Date	Edited by
=20-C-1002+UCP-C1002-01/55	SIGNALS TO DISTRIBUTION BOARD	67	13-7-2022	MaGo
=20-C-1002+UCP-C1002-01/56	SIGNALS FROM DISTRIBUTION BOARD	68	29-6-2022	MaGo
=20-C-1002+UCP-C1002-01/57	SIGNALS TO ESD AND FROM FCS	69	29-6-2022	MaGo
=20-C-1002+UCP-C1002-01/58	PID CONTROL FLOW VALVE	70	29-6-2022	MaGo
=20-C-1002+UCP-C1002-01/59	Terminal diagram =20-C-1002+UCP-C1002-01-X0	71	29-6-2022	MaGo
=20-C-1002+UCP-C1002-01/60	Terminal diagram =20-C-1002+UCP-C1002-01-X1	72	29-6-2022	MaGo
=20-C-1002+UCP-C1002-01/61	Terminal diagram =20-C-1002+UCP-C1002-01-X2	73	29-6-2022	mgoeman
=20-C-1002+UCP-C1002-01/64	Terminal diagram =20-C-1002+UCP-C1002-01-X5	74	13-7-2022	mgoeman
=20-C-1002+UCP-C1002-01/65	Terminal diagram =20-C-1002+UCP-C1002-01-X5	75	13-7-2022	mgoeman
=20-C-1002+UCP-C1002-01/66	Terminal diagram =20-C-1002+UCP-C1002-01-X8	76	29-6-2022	mgoeman
=20-C-1002+UCP-C1002-01/67	Terminal diagram =20-C-1002+UCP-C1002-01-X9	77	13-7-2022	mgoeman
=20-C-1002+UCP-C1002-01/68	Terminal diagram =20-C-1002+UCP-C1002-01-X10	78	13-7-2022	mgoeman
=20-C-1002+UCP-C1002-01/69	Terminal diagram =20-C-1002+UCP-C1002-01-X11	79	29-6-2022	mgoeman
=20-C-1002+JNDX-C1002-01/1	TERMINAL STRIP DEFINITION	80	13-7-2022	MaGo
=20-C-1002+JNDX-C1002-01/2	CONNECTION SOLENOIDS	81	13-7-2022	MaGo
=20-C-1002+JNDX-C1002-01/3	Terminal diagram =20-C-1002+JNDX-C1002-01-X1	82	29-6-2022	MaGo
=20-C-1002+JIAX-C1002-01/1	TERMINAL STRIP DEFINITION	83	13-7-2022	MaGo
=20-C-1002+JIAX-C1002-01/2	CONNECTION TRANSMITTERS	84	13-7-2022	MaGo
=20-C-1002+JIAX-C1002-01/3	CONNECTION TRANSMITTERS	85	13-7-2022	MaGo
=20-C-1002+JIAX-C1002-01/4	CONNECTION TRANSMITTERS	86	13-7-2022	MaGo
=20-C-1002+JIAX-C1002-01/5	CONNECTION TRANSMITTERS	87	13-7-2022	MaGo
=20-C-1002+JIAX-C1002-01/6	CONNECTION TRANSMITTERS	88	13-7-2022	MaGo
=20-C-1002+JIAX-C1002-01/7	CONNECTION CONTROL VALVE	89	13-7-2022	MaGo
=20-C-1002+JIAX-C1002-01/8	Terminal diagram =20-C-1002+JIAX-C1002-01-X2	90	29-6-2022	mgoeman
=20-C-1002+JIAX-C1002-01/9	Terminal diagram =20-C-1002+JIAX-C1002-01-X2	91	29-6-2022	mgoeman
=20-C-1002+JIAX-C1002-01/10	Terminal diagram =20-C-1002+JIAX-C1002-01-X2	92	29-6-2022	mgoeman
=20-C-1002+LP-C1002-01/1	TERMINAL STRIP DEFINITION	93	13-7-2022	MaGo
=20-C-1002+LP-C1002-01/2	CONNECTION PUSHBUTTONS	94	13-7-2022	MaGo
=20-C-1002+LP-C1002-01/3	CONNECTION LAMPS	95	13-7-2022	MaGo
=20-C-1002+LP-C1002-01/4	CONNECTION ESD BUTTON	96	13-7-2022	MaGo
=20-C-1002+LP-C1002-01/5	Terminal diagram =20-C-1002+LP-C1002-01-X5	97	13-7-2022	mgoeman
=20-C-1002+LP-C1002-01/6	Terminal diagram =20-C-1002+LP-C1002-01-X9	98	13-7-2022	mgoeman
=20-C-1002+PD-C-1002-01/1	TERMINAL STRIP DEFINITION	99	13-7-2022	MaGo





CLIENT DWG NO.	BU-20-VD-303-IN-DIG-0043
EQUIPMENT NO.	20-C-1002
EQUIPMENT LOCATION	Iran, Onshore
THIS DRAWING IS OWNED BY AIRPACK, AND SHALL NOT BE PRINTED OR COPIED IN ANY OTHER WAY THAN WITH AIRPACKS PERMISSION!	

SUBJECT		Table of contents : =20-C-1002+UCP-C1002-01/55 - =20-C-1002+PD-C-1002-01/1	
ADAPTED TO P&ID REVISION	05	CLIENT	Bushehr Petrochemical Company (BUPC)
CLIENT REF.	Bushehr MEG Plant Project	AIRPACK REF.	17811-05A

DRAWN BY	MaGo
CHECKED BY	RBE
LAST MODIFICATION DATE	13-7-2022
AIRPACK DWG NO.	17811-05
REVISION	06
TOTAL PAGE AMOUNT	5

=	
+	
CURRENT PAGE	5

DEVICE TAG LIST

Device tag	Function text	Tech. car.	Symbol
+UCP-C1002-01-2TH11		SET@10°C	
+UCP-C1002-01-2TH14		SET@40°C	

Device tag	Function text	Tech. car.	Symbol



CLIENT DWG NO.	BU-20-VD-303-IN-DIG-0043
EQUIPMENT NO.	20-C-1002
EQUIPMENT LOCATION	Iran, Onshore
THIS DRAWING IS OWNED BY AIRPACK, AND SHALL NOT BE PRINTED OR COPIED IN ANY OTHER WAY THAN WITH AIRPACKS PERMISSION!	

SUBJECT	
Device tag list : =+UCP-C1002-01-2TH11 - =+UCP-C1002-01-2TH14	
ADAPTED TO P&ID REVISION	05
CLIENT	Bushehr Petrochemical Company (BUPC)
CLIENT REF.	Bushehr MEG Plant Project
AIRPACK REF.	17811-05A

DRAWN BY	MaGo
CHECKED BY	RBE
LAST MODIFICATION DATE	13-7-2022
AIRPACK DWG NO.	17811-05
REVISION	06
TOTAL PAGE AMOUNT	7

=
+
CURRENT PAGE

DEVICE TAG LIST

Device tag	Function text	Tech. car.	Symbol
=20-C-1002+UCP-C1002-01-8A9		DISPLAY	
=20-C-1002+UCP-C1002-01-2F9		230VAC 6A C Char MCB	
=20-C-1002+UCP-C1002-01-2F11		230VAC 2A C Char MCB	
=20-C-1002+UCP-C1002-01-2F15		110VAC 10A C Char	
=20-C-1002+UCP-C1002-01-2F15.1		24VDC 20A MCB	
=20-C-1002+UCP-C1002-01-2F17		110VAC 10A C Char	
=20-C-1002+UCP-C1002-01-2F17.1		24VDC 20A MCB	
=20-C-1002+UCP-C1002-01-5F2		24VDC 6A	
=20-C-1002+UCP-C1002-01-5F11		24VDC 6A	

Device tag	Function text	Tech. car.	Symbol
=20-C-1002+UCP-C1002-01-2G15		QUINT DIODE	
=20-C-1002+UCP-C1002-01-2H10			
=20-C-1002+UCP-C1002-01-25H4	COMPRESSOR A OPERATIONAL XL-10156	GREEN 24Vdc	
=20-C-1002+UCP-C1002-01-25H6	COMPRESSOR A RUNNING XL-10157	GREEN 24Vdc	
=20-C-1002+UCP-C1002-01-25H8	COMPRESSOR A COMMON ALARM XL-10158	AMBER 24Vdc	
=20-C-1002+UCP-C1002-01-25H10	COMPRESSOR A COMMON TRIP XL-10159	RED 24Vdc	
=20-C-1002+UCP-C1002-01-27K8		24Vdc	
=20-C-1002+UCP-C1002-01-28K4	COMPRESSOR A SOLENOID VALVE XY-10151	24Vdc	
=20-C-1002+UCP-C1002-01-28K6	COMPRESSOR A SOLENOID VALVE XY-10152	24Vdc	

DEVICE TAG LIST

Device tag	Function text	Tech. car.	Symbol
=20-C-1002+UCP-C1002-01-28K8	SPARE	24Vdc	
=20-C-1002+UCP-C1002-01-28K10	=	24Vdc	
=20-C-1002+UCP-C1002-01-28K12	PID CONTROL ACTIVE XS-10128-PID	24Vdc	
=20-C-1002+UCP-C1002-01-30K4	COMPRESSOR A MAIN MOTOR 20-M-1002 START/STOP XS-10122-ST/SP	24Vdc	
=20-C-1002+UCP-C1002-01-30K6	COMPRESSOR A OIL HEATER LG-10151 ON/OFF XS-10123-ST/SP	24Vdc	
=20-C-1002+UCP-C1002-01-30K10		24Vdc	
=20-C-1002+UCP-C1002-01-57K12		24Vdc	
=20-C-1002+UCP-C1002-01-2M14			
=20-C-1002+UCP-C1002-01-5M2	PLC POWER SUPPLY		

Device tag	Function text	Tech. car.	Symbol
=20-C-1002+UCP-C1002-01-5M3	S7-400 CPU		
=20-C-1002+UCP-C1002-01-5M5	COMMUNICATION MODULE [CP443-1]		
=20-C-1002+UCP-C1002-01-5M11	PLC POWER SUPPLY		
=20-C-1002+UCP-C1002-01-5M12	S7-400 CPU		
=20-C-1002+UCP-C1002-01-5M14	COMMUNICATION MODULE [CP443-1]		
=20-C-1002+UCP-C1002-01-6M15	FS 10DO	SM326 24VDC	
=20-C-1002+UCP-C1002-01-6M16	=	SM326 24VDC	
=20-C-1002+UCP-C1002-01-6M18	=	SM326 24VDC	
=20-C-1002+UCP-C1002-01-6M19	=	SM326 24VDC	



CLIENT DWG NO.	BU-20-VD-303-IN-DIG-0043
EQUIPMENT NO.	20-C-1002
EQUIPMENT LOCATION	Iran, Onshore

THIS DRAWING IS OWNED BY AIRPACK, AND SHALL NOT BE PRINTED OR COPIED IN ANY OTHER WAY THAN WITH AIRPACKS PERMISSION!

SUBJECT	
Device tag list : =20-C-1002+UCP-C1002-01-28K8 - =20-C-1002+UCP-C1002-01-6M19	
ADAPTED TO P&ID REVISION	05
CLIENT	Bushehr Petrochemical Company (BUPC)
CLIENT REF.	Bushehr MEG Plant Project
AIRPACK REF.	17811-05A

DRAWN BY	MaGo
CHECKED BY	RBE
LAST MODIFICATION DATE	13-7-2022
AIRPACK DWG NO.	17811-05
REVISION	06
TOTAL PAGE AMOUNT	9

=
+
CURRENT PAGE

DEVICE TAG LIST

Device tag	Function text	Tech. car.	Symbol
=20-C-1002+UCP-C1002-01-7M15	FS 10DO	SM326 24VDC	
=20-C-1002+UCP-C1002-01-7M16	=	SM326 24VDC	
=20-C-1002+UCP-C1002-01-7M18	=	SM326 24VDC	
=20-C-1002+UCP-C1002-01-7M19	=	SM326 24VDC	
=20-C-1002+UCP-C1002-01-2S2			
=20-C-1002+UCP-C1002-01-2S4			
=20-C-1002+UCP-C1002-01-2S6			
=20-C-1002+UCP-C1002-01-3S6		Red PB-10157	
=20-C-1002+UCP-C1002-01-11S3	GREEN		

Device tag	Function text	Tech. car.	Symbol
=20-C-1002+UCP-C1002-01-11S5	RED		
=20-C-1002+UCP-C1002-01-11S7	BLACK		
=20-C-1002+UCP-C1002-01-11S9	=		
=20-C-1002+UCP-C1002-01-11S11	=		
=20-C-1002+UCP-C1002-01-2U13			
=20-C-1002+UCP-C1002-01-9U4			
=20-C-1002+UCP-C1002-01-9U6			
=20-C-1002+UCP-C1002-01-9U7			
=20-C-1002+UCP-C1002-01-9U14			



CLIENT DWG NO.	BU-20-VD-303-IN-DIG-0043
EQUIPMENT NO.	20-C-1002
EQUIPMENT LOCATION	Iran, Onshore
THIS DRAWING IS OWNED BY AIRPACK, AND SHALL NOT BE PRINTED OR COPIED IN ANY OTHER WAY THAN WITH AIRPACKS PERMISSION!	

SUBJECT	
Device tag list : =20-C-1002+UCP-C1002-01-7M15 - =20-C-1002+UCP-C1002-01-9U14	
ADAPTED TO P&ID REVISION	05
CLIENT	Bushehr Petrochemical Company (BUPC)
CLIENT REF.	Bushehr MEG Plant Project
AIRPACK REF.	17811-05A

DRAWN BY	MaGo
CHECKED BY	RBE
LAST MODIFICATION DATE	13-7-2022
AIRPACK DWG NO.	17811-05
REVISION	06
TOTAL PAGE AMOUNT	10

=
+
CURRENT PAGE

DEVICE TAG LIST

Device tag	Function text	Tech. car.	Symbol
=20-C-1002+UCP-C1002-01-9U15			
=20-C-1002+UCP-C1002-01-9U18			
=20-C-1002+UCP-C1002-01-9U19			
=20-C-1002+UCP-C1002-01-25U12	COMPRESSOR A HOURMETER HM-10151		
=20-C-1002+UCP-C1002-01-58U5	PID controller Flow valve 4-20mA Input	4-20mA control	
=20-C-1002+UCP-C1002-01-2V15		110VAC 24VDC 20A	
=20-C-1002+UCP-C1002-01-2V17		110VAC 24VDC 20A	
=20-C-1002+LP-C1002-01-3H4	GREEN	XL-10151	
=20-C-1002+LP-C1002-01-3H6	=	XL-10152	

Device tag	Function text	Tech. car.	Symbol
=20-C-1002+LP-C1002-01-3H8	AMBER	XL-10153	
=20-C-1002+LP-C1002-01-3H10	RED	XL-10154	
=20-C-1002+LP-C1002-01-2S4	GREEN	PB-10151	
=20-C-1002+LP-C1002-01-2S6	RED	PB-10152	
=20-C-1002+LP-C1002-01-2S8	BLACK	PB-10154	
=20-C-1002+LP-C1002-01-2S10	LOCAL/OFF/REMOTE	HS-10151	
=20-C-1002+LP-C1002-01-4S3	RED	PB-10153	
=20-C-1002+PD-C-1002-01-2F17		10A MCB C Char	
=20-C-1002+PD-C-1002-01-2F17.1		6A MCB C Char	

DEVICE TAG LIST

Device tag	Function text	Tech. car.	Symbol
=20-C-1002+PD-C-1002-01-3F3		400VAC 100A MCCB C Char	
=20-C-1002+PD-C-1002-01-4F4		230VAC 5A C Char MCB	
=20-C-1002+PD-C-1002-01-4F15		2A, 24Vdc Glass fuse	
=20-C-1002+PD-C-1002-01-5K4	Interface relay Main Motor Start/Stop	XS-10122-ST/SP	
=20-C-1002+PD-C-1002-01-5K6	Interface relay Oil heater On/Off	XS-10123-ST/SP	
=20-C-1002+PD-C-1002-01-2Q3	100A		
=20-C-1002+PD-C-1002-01-4Q3		MCCB SET @ 1A 0,35-1.4A	
=20-C-1002+PD-C-1002-01-3U2		MPCB SET @ 90A 65-115A 45KW	
=20-C-1002+PD-C-1002-01-3U2.1		contactor 115 A AC-3 3P	

Device tag	Function text	Tech. car.	Symbol
=20-C-1002+PD-C-1002-01-4U4		SSR ON/OFF control 12 VDC - 21mA AC 7-264V Current AC-1 15A	
=20-C-1002+PD-C-1002-01-4U15	PID controller Oil heater PT100 input	On/off control	
=20-C-1002+PD-C-1002-01-2V17		400VAC 24VDC 5A	
=20-C-1002+PD-C-1002-01-3V2	AMP. METER (6In) AM-10151	0-200 A	

TERMINAL STRIP DEFINITION

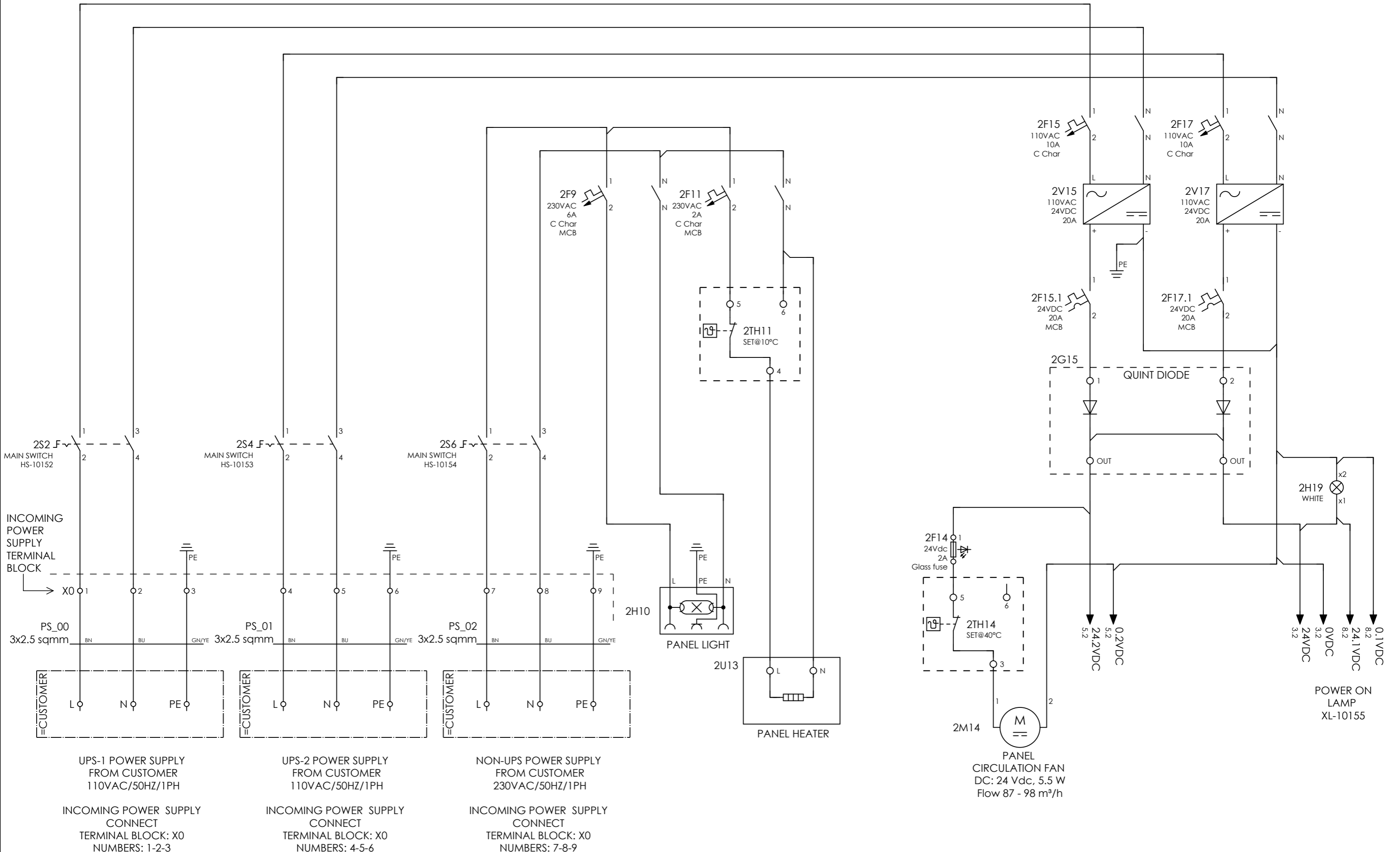
UNIT CONTROL PANEL UCP-C1002-01

- X0 = POWER SUPPLY 110VAC / 230VAC FROM CUSTOMER
- X1 = SOLENOIDS
- X2 = ANALOGUE INPUTS | OUTPUTS
- X4 = SERIAL COMMUNICATION MODBUS TCP/IP TO CUSTOMER
- X5 = CONNECTION PUSHBUTTONS / LAMPS
- X8 = SIGNALS TO / FROM DISTRIBUTION BOARD
- X9 = EMERGENCY SHUTDOWN
- X10 = SIGNALS TO ESD
- X11 = SIGNALS FROM FCS

All document shall match together.
 If everything (Push Button or Signal Lamp) is added here, it shall be added in related document.
 Moreover, all tags shall be the same in all document.
 "UCP/LCP/JB GENERAL ARRANGEMENT DRAWING & TERMINAL DETAILS FOR NITROGEN GAS BOOSTER INCL. BOM" document shall be revised based on this document.



THIS DRAWING IS OWNED BY AIRPACK, AND SHALL NOT BE PRINTED OR COPIED IN ANY OTHER WAY THAN WITH AIRPACKS PERMISSION!	CLIENT DWG NO.	BU-20-VD-303-IN-DIG-0043	SUBJECT		DRAWN BY	MaGo	= 20-C-1002
	EQUIPMENT NO.	20-C-1002	TERMINAL STRIP DEFINITION		CHECKED BY	RBE	+ UCP-C1002-01
	EQUIPMENT LOCATION	Iran, Onshore	ADAPTED TO P&ID REVISION	05	LAST MODIFICATION DATE	13-7-2022	CURRENT PAGE
	CLIENT	Bushehr Petrochemical Company (BUPC)		AIRPACK DWG NO.	17811-05		
	CLIENT REF.	Bushehr MEG Plant Project		REVISION	06		
AIRPACK REF.	17811-05A			TOTAL PAGE AMOUNT	13		

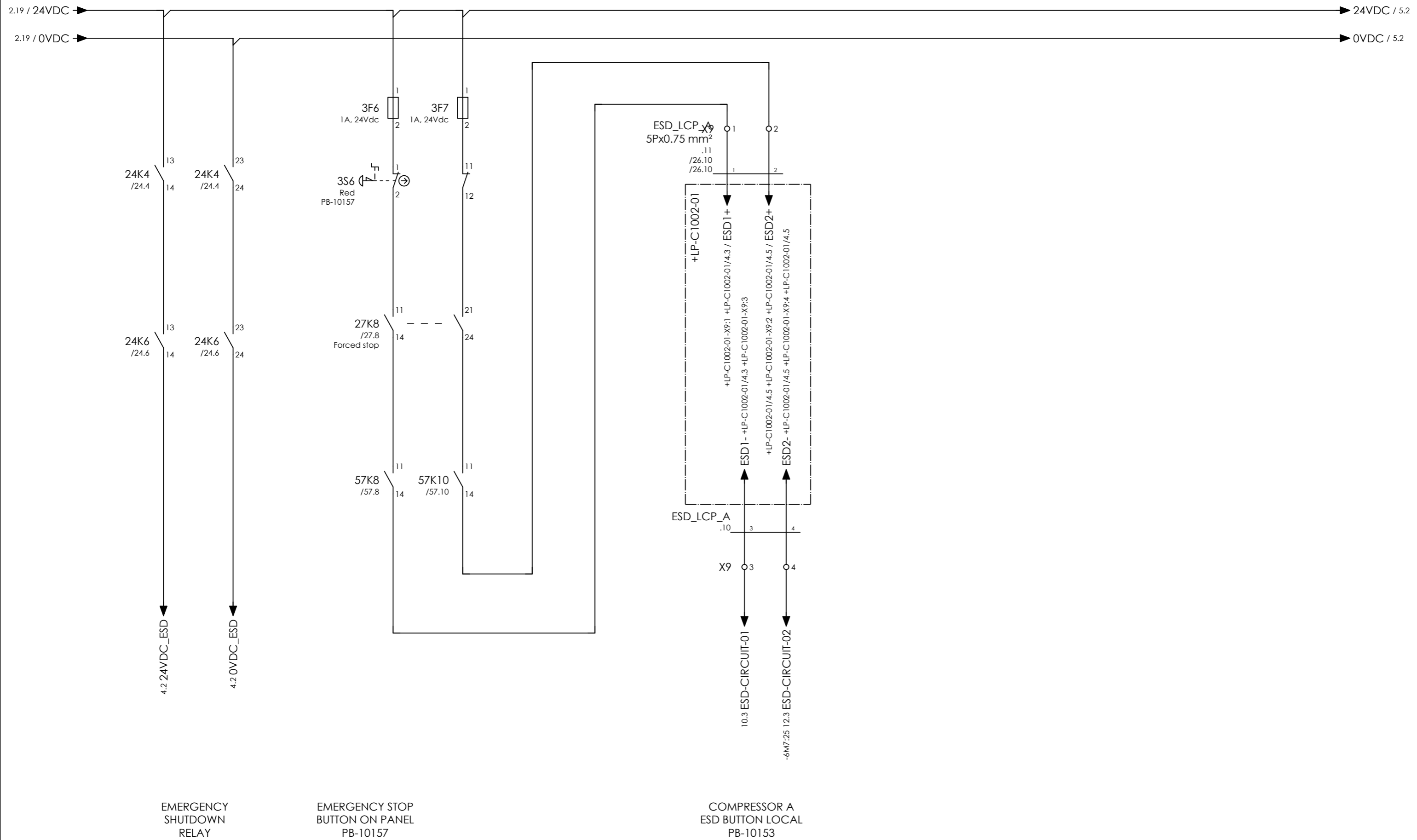


CLIENT DWG NO.	BU-20-VD-303-IN-DIG-0043
EQUIPMENT NO.	20-C-1002
EQUIPMENT LOCATION	Iran, Onshore

SUBJECT POWER SUPPLY	
ADAPTED TO P&ID REVISION	05
CLIENT	Bushehr Petrochemical Company (BUPC)
CLIENT REF.	Bushehr MEG Plant Project
AIRPACK REF.	17811-05A

DRAWN BY	MaGo
CHECKED BY	RBE
LAST MODIFICATION DATE	13-7-2022
AIRPACK DWG NO.	17811-05
REVISION	06
TOTAL PAGE AMOUNT	14

= 20-C-1002
+ UCP-C1002-01
CURRENT PAGE

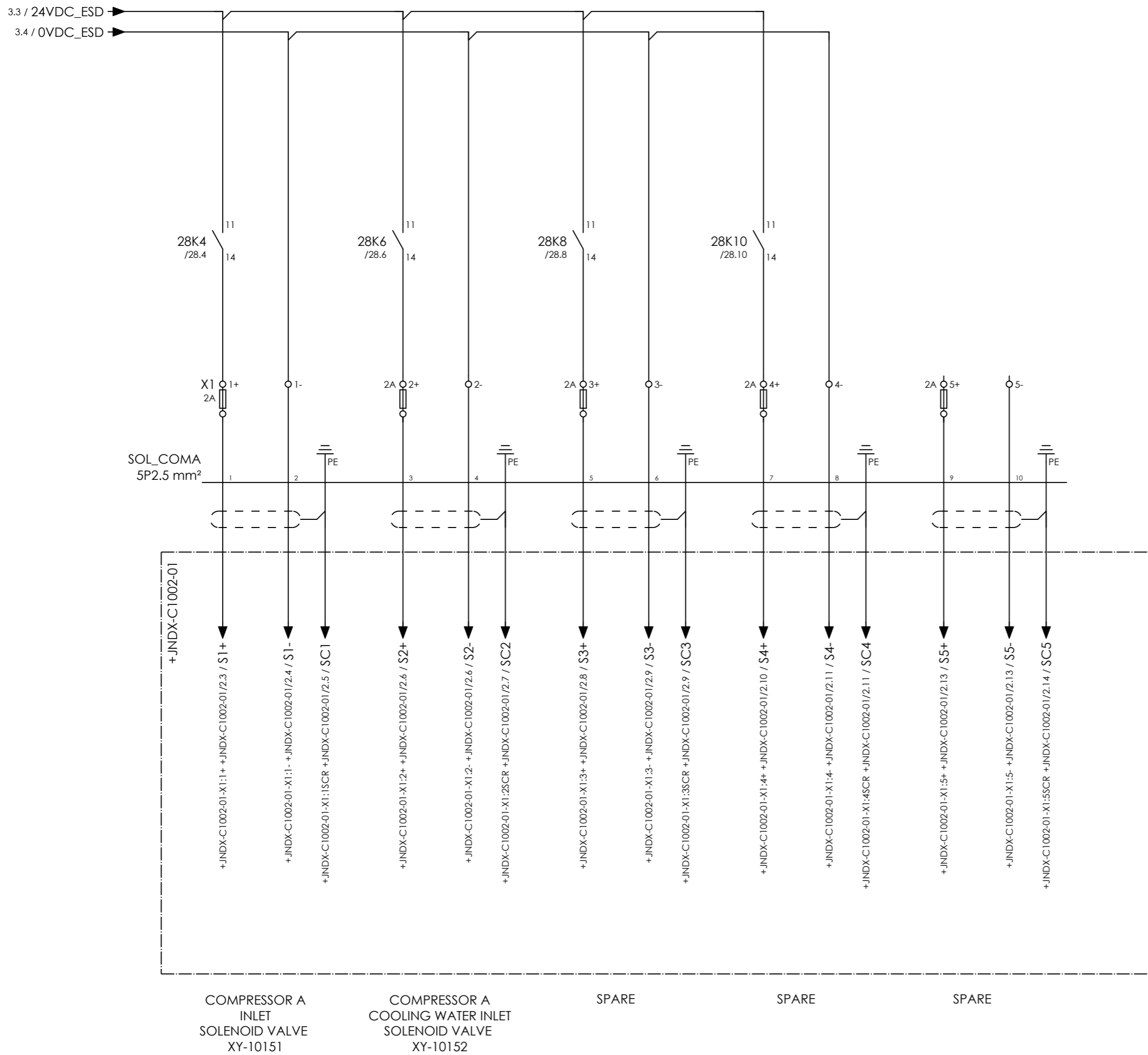


CLIENT DWG NO.	BU-20-VD-303-IN-DIG-0043
EQUIPMENT NO.	20-C-1002
EQUIPMENT LOCATION	Iran, Onshore
THIS DRAWING IS OWNED BY AIRPACK, AND SHALL NOT BE PRINTED OR COPIED IN ANY OTHER WAY THAN WITH AIRPACKS PERMISSION!	

SUBJECT EMERGENCY SHUTDOWN	
ADAPTED TO P&ID REVISION	05
CLIENT	Bushehr Petrochemical Company (BUPC)
CLIENT REF.	Bushehr MEG Plant Project
AIRPACK REF.	17811-05A

DRAWN BY	MaGo
CHECKED BY	RBE
LAST MODIFICATION DATE	13-7-2022
AIRPACK DWG NO.	17811-05
REVISION	06
TOTAL PAGE AMOUNT	15

= 20-C-1002
+ UCP-C1002-01
CURRENT PAGE



COMPRESSOR A
INLET
SOLENOID VALVE
XY-10151

COMPRESSOR A
COOLING WATER INLET
SOLENOID VALVE
XY-10152

SPARE

SPARE

SPARE

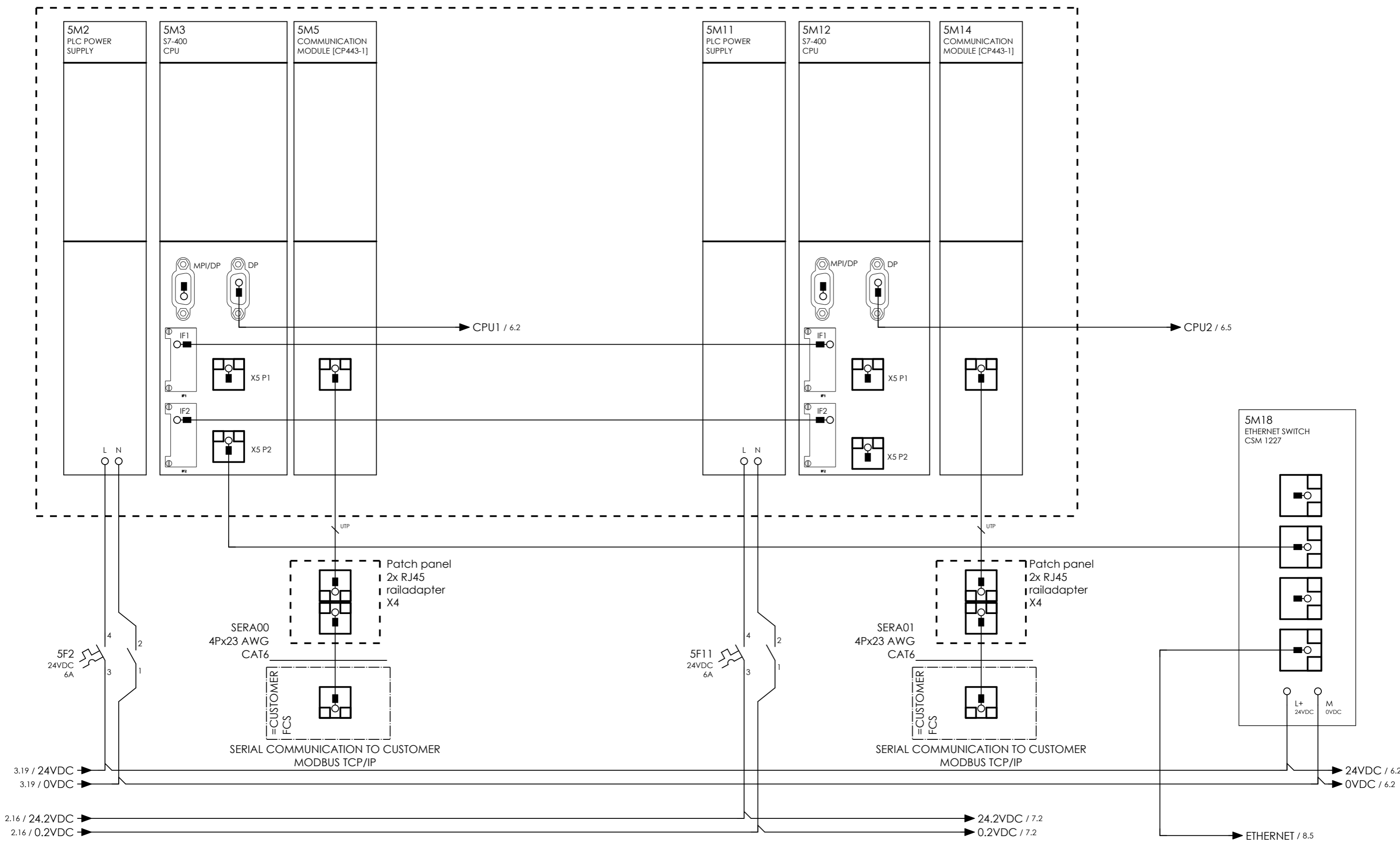


CLIENT DWG NO.	BU-20-VD-303-IN-DIG-0043
EQUIPMENT NO.	20-C-1002
EQUIPMENT LOCATION	Iran, Onshore
THIS DRAWING IS OWNED BY AIRPACK, AND SHALL NOT BE PRINTED OR COPIED IN ANY OTHER WAY THAN WITH AIRPACKS PERMISSION!	

SUBJECT SOLENOIDS	
ADAPTED TO P&ID REVISION	05
CLIENT	Bushehr Petrochemical Company (BUPC)
CLIENT REF.	Bushehr MEG Plant Project
AIRPACK REF.	17811-05A

DRAWN BY	MaGo
CHECKED BY	RBE
LAST MODIFICATION DATE	13-7-2022
AIRPACK DWG NO.	17811-05
REVISION	06
TOTAL PAGE AMOUNT	16

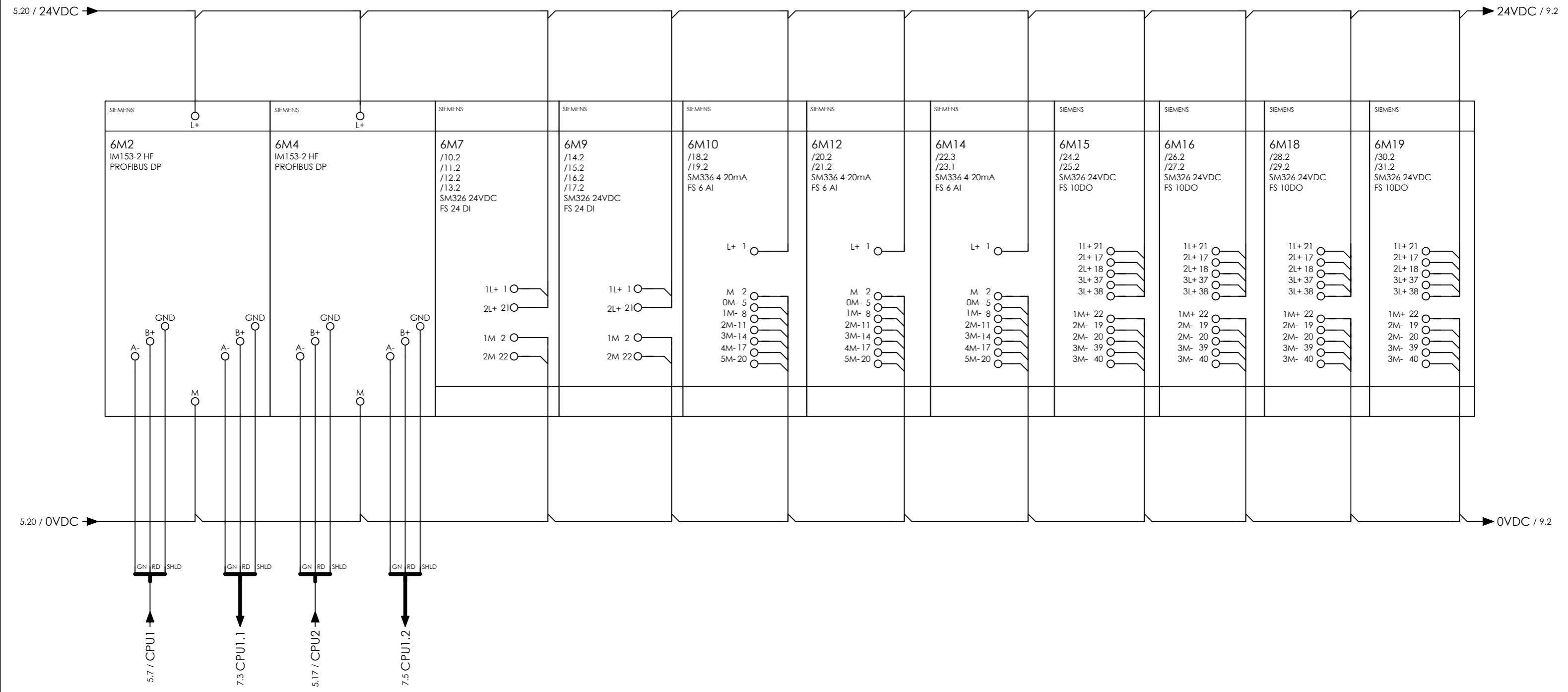
= 20-C-1002
+ UCP-C1002-01
CURRENT PAGE



CLIENT DWG NO.	BU-20-VD-303-IN-DIG-0043
EQUIPMENT NO.	20-C-1002
EQUIPMENT LOCATION	Iran, Onshore
THIS DRAWING IS OWNED BY AIRPACK, AND SHALL NOT BE PRINTED OR COPIED IN ANY OTHER WAY THAN WITH AIRPACKS PERMISSION!	

SUBJECT PLC LAYOUT	
ADAPTED TO P&ID REVISION	05
CLIENT	Bushehr Petrochemical Company (BUPC)
CLIENT REF.	Bushehr MEG Plant Project
AIRPACK REF.	17811-05A

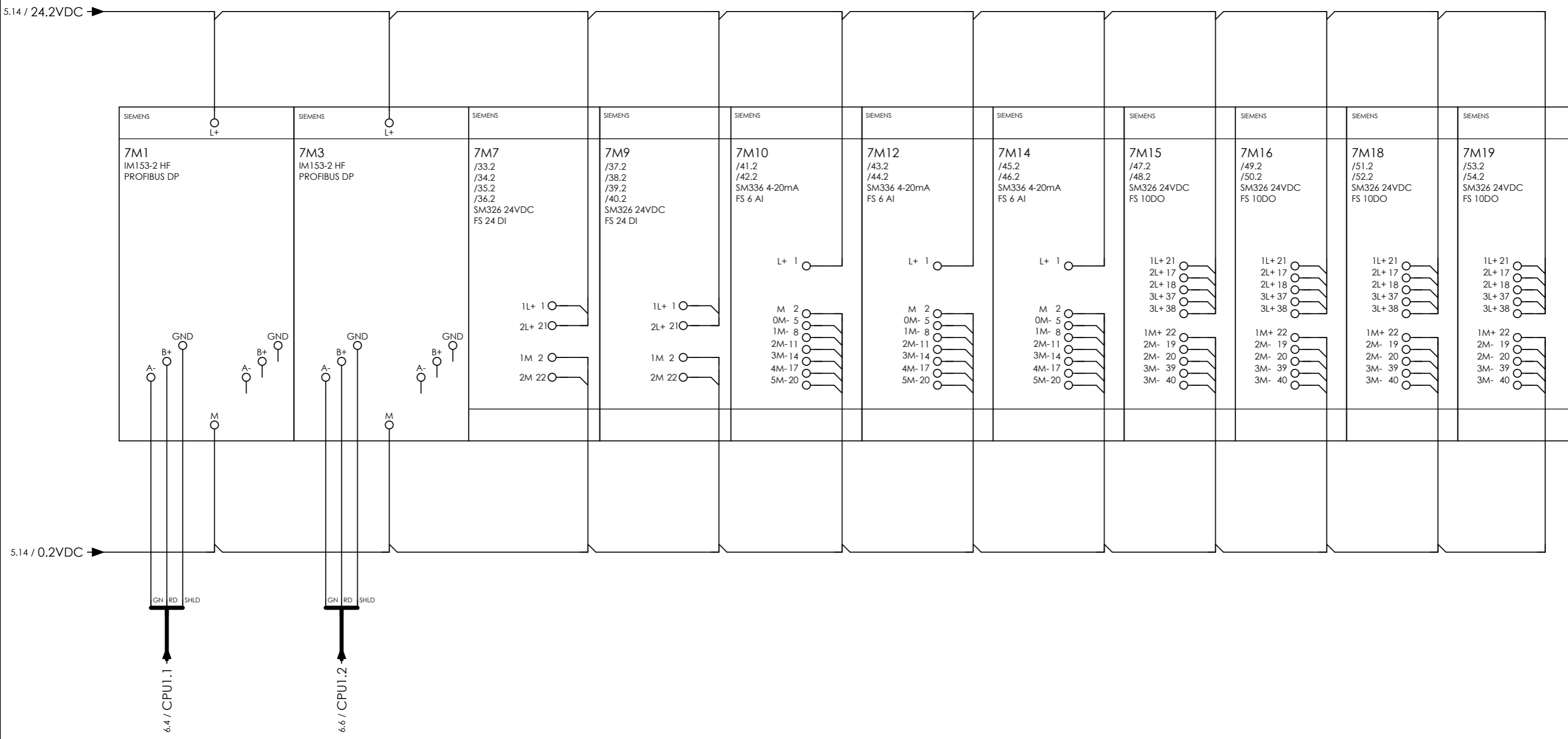
DRAWN BY	MaGo	= 20-C-1002
CHECKED BY	RBE	+ UCP-C1002-01
LAST MODIFICATION DATE	13-7-2022	CURRENT PAGE
AIRPACK DWG NO.	17811-05	
REVISION	06	
TOTAL PAGE AMOUNT	17	



CLIENT DWG NO.	BU-20-VD-303-IN-DIG-0043
EQUIPMENT NO.	20-C-1002
EQUIPMENT LOCATION	Iran, Onshore
THIS DRAWING IS OWNED BY AIRPACK, AND SHALL NOT BE PRINTED OR COPIED IN ANY OTHER WAY THAN WITH AIRPACKS PERMISSION!	

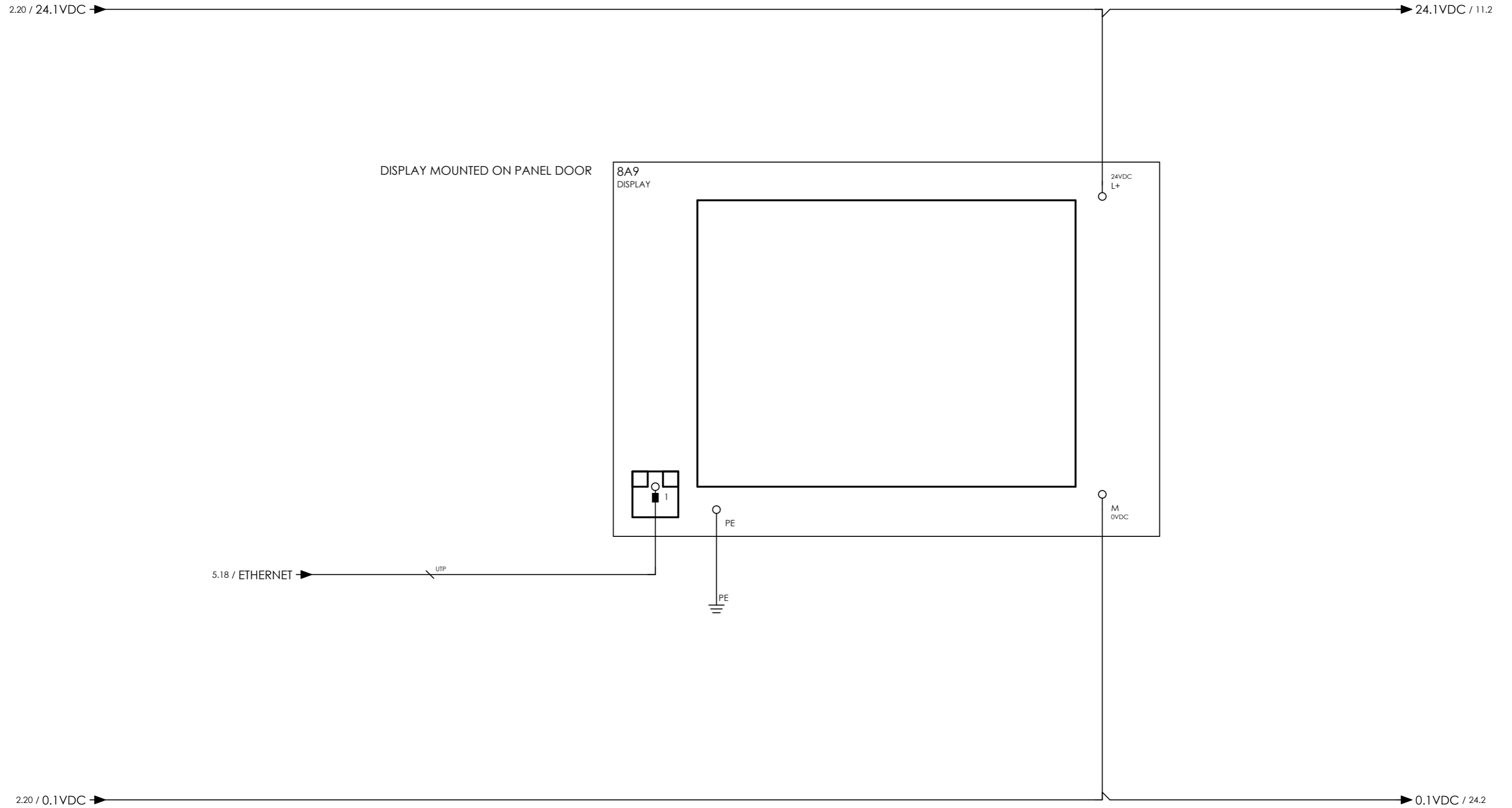
SUBJECT IO RACK I	
ADAPTED TO P&ID REVISION	05
CLIENT	Bushehr Petrochemical Company (BUPC)
CLIENT REF.	Bushehr MEG Plant Project
AIRPACK REF.	17811-05A

DRAWN BY	MaGo	= 20-C-1002
CHECKED BY	RBE	+ UCP-C1002-01
LAST MODIFICATION DATE	13-7-2022	CURRENT PAGE
AIRPACK DWG NO.	17811-05	
REVISION	06	
TOTAL PAGE AMOUNT	18	

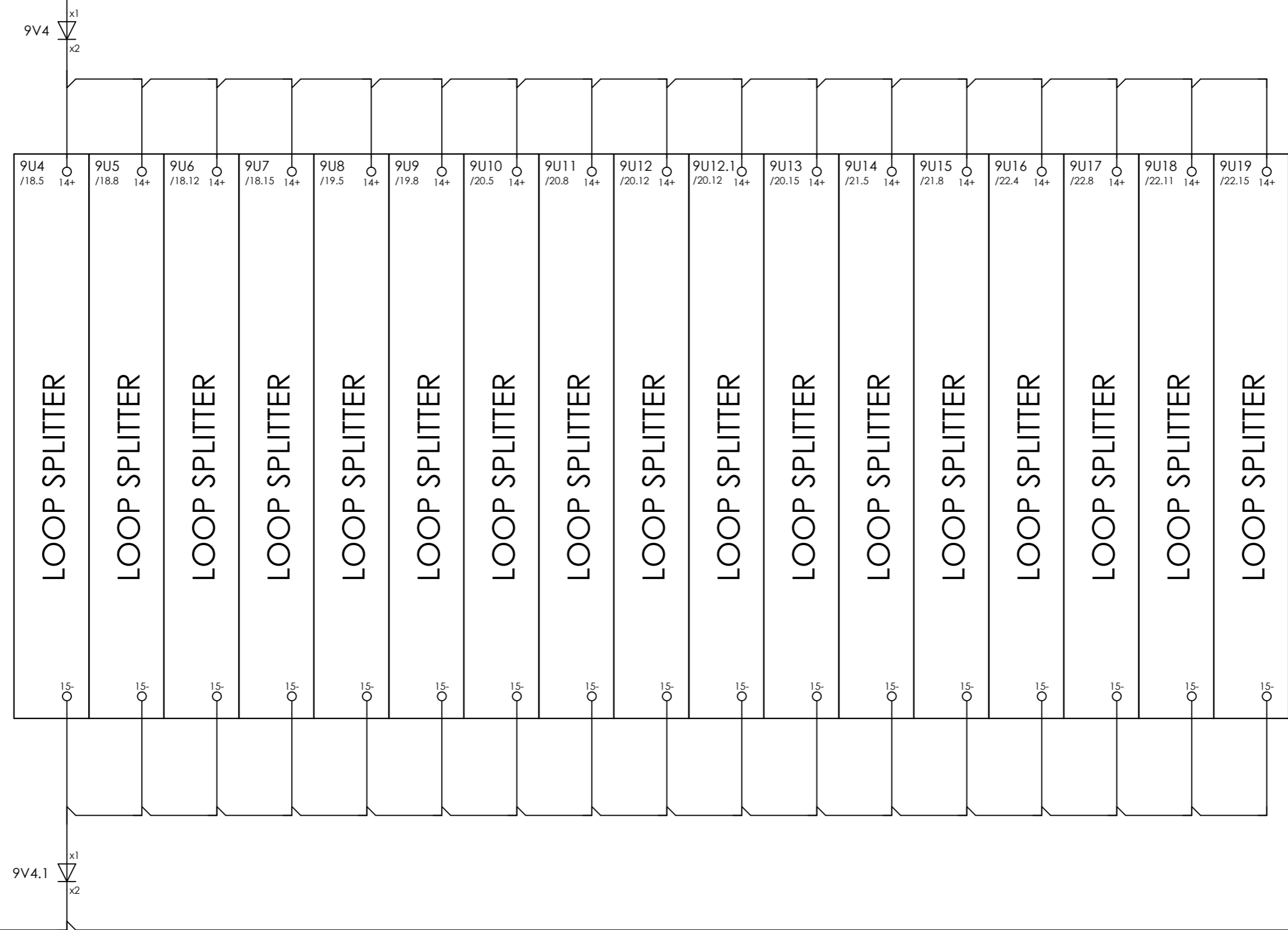


CLIENT DWG NO.	BU-20-VD-303-IN-DIG-0043	SUBJECT		DRAWN BY	MaGo	= 20-C-1002
EQUIPMENT NO.	20-C-1002	IO RACK II		CHECKED BY	RBE	+ UCP-C1002-01
EQUIPMENT LOCATION	Iran, Onshore	ADAPTED TO P&ID REVISION	05	LAST MODIFICATION DATE	13-7-2022	CURRENT PAGE
THIS DRAWING IS OWNED BY AIRPACK, AND SHALL NOT BE PRINTED OR COPIED IN ANY OTHER WAY THAN WITH AIRPACKS PERMISSION!		CLIENT	Bushehr Petrochemical Company (BUPC)	AIRPACK DWG NO.	17811-05	
		CLIENT REF.	Bushehr MEG Plant Project	REVISION	06	
		AIRPACK REF.	17811-05A	TOTAL PAGE AMOUNT	19	

DRAWN BY	MaGo	= 20-C-1002
CHECKED BY	RBE	+ UCP-C1002-01
LAST MODIFICATION DATE	13-7-2022	CURRENT PAGE
AIRPACK DWG NO.	17811-05	
REVISION	06	
TOTAL PAGE AMOUNT	19	



6.19 / 24VDC → 24VDC / 14.3



6.19 / OVDC → OVDC / 26.2



CLIENT DWG NO.	BU-20-VD-303-IN-DIG-0043
EQUIPMENT NO.	20-C-1002
EQUIPMENT LOCATION	Iran, Onshore

SUBJECT LOOP SPLITTERS	
ADAPTED TO P&ID REVISION	05

DRAWN BY	MaGo
CHECKED BY	RBE
LAST MODIFICATION DATE	13-7-2022

= 20-C-1002
+ UCP-C1002-01
CURRENT PAGE

THIS DRAWING IS OWNED BY AIRPACK, AND SHALL NOT BE PRINTED OR COPIED IN ANY OTHER WAY THAN WITH AIRPACKS PERMISSION!

CLIENT	Bushehr Petrochemical Company (BUPC)
CLIENT REF.	Bushehr MEG Plant Project
AIRPACK REF.	17811-05A

AIRPACK DWG NO.	17811-05
REVISION	06
TOTAL PAGE AMOUNT	21

3.11
ESD-CIRCUIT-01

D10.0
33.4



ESD CIRCUIT 1

SPARE

SPARE

SPARE

SPARE

SPARE



CLIENT DWG NO.	BU-20-VD-303-IN-DIG-0043
EQUIPMENT NO.	20-C-1002
EQUIPMENT LOCATION	Iran, Onshore

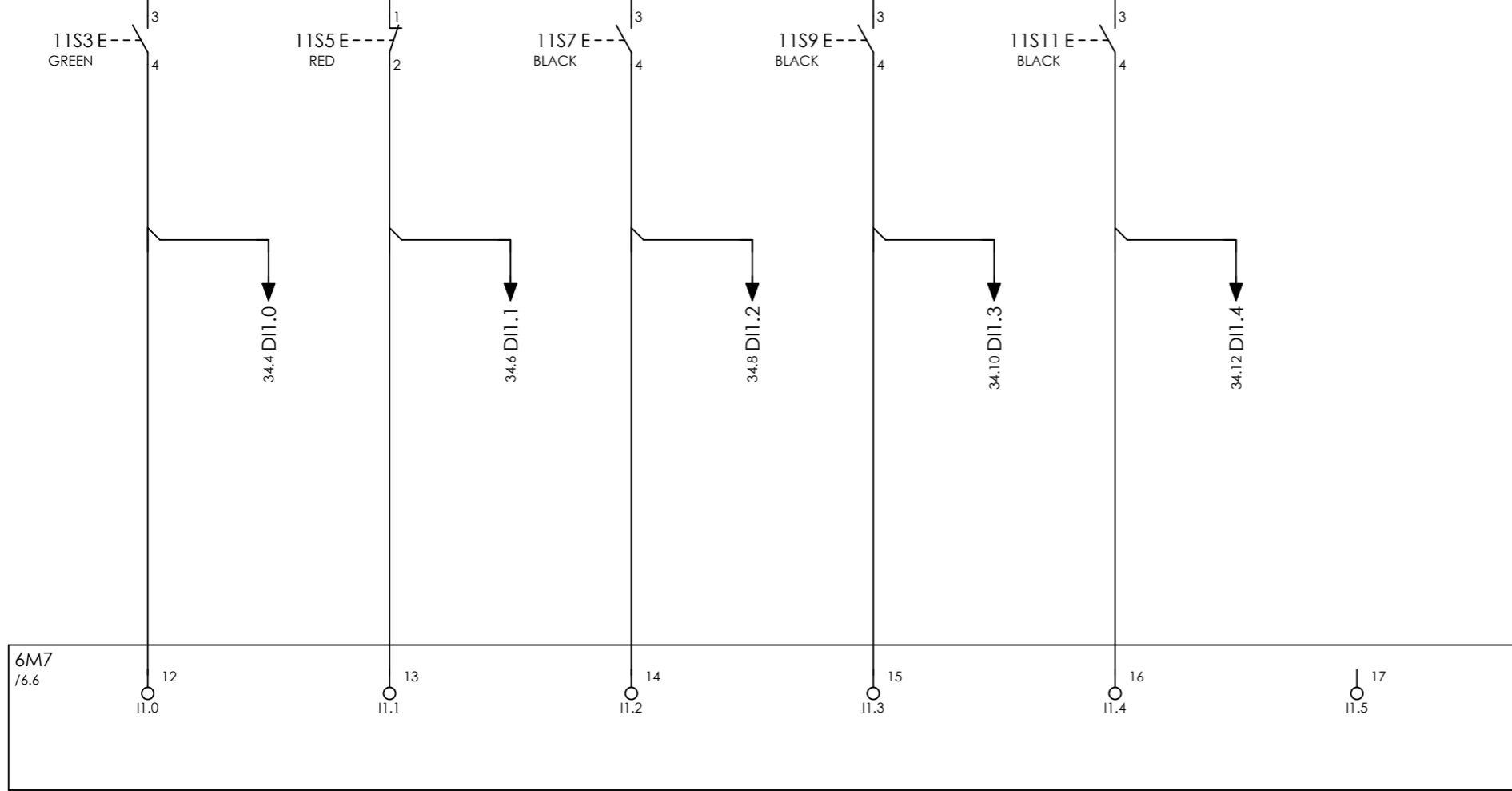
THIS DRAWING IS OWNED BY AIRPACK, AND SHALL NOT BE PRINTED OR COPIED IN ANY OTHER WAY THAN WITH AIRPACKS PERMISSION!

SUBJECT	
DIGITAL INPUTS I [6M7]	
ADAPTED TO P&ID REVISION	05
CLIENT	Bushehr Petrochemical Company (BUPC)
CLIENT REF.	Bushehr MEG Plant Project
AIRPACK REF.	17811-05A

DRAWN BY	MaGo
CHECKED BY	RBE
LAST MODIFICATION DATE	13-7-2022
AIRPACK DWG NO.	17811-05
REVISION	06
TOTAL PAGE AMOUNT	22

= 20-C-1002
+ UCP-C1002-01
CURRENT PAGE

8.19 / 24.1VDC → 24.1VDC / 13.2



COMPRESSOR A
START
PB-10155

COMPRESSOR A
STOP
PB-10156

COMPRESSOR A
LAMPTEST
PB-10158

COMPRESSOR A
ACCEPT
PB-10159

COMPRESSOR A
RESET
PB-10160

SPARE



CLIENT DWG NO.	BU-20-VD-303-IN-DIG-0043	SUBJECT		DRAWN BY	MaGo	= 20-C-1002
EQUIPMENT NO.	20-C-1002	DIGITAL INPUTS I [6M7]		CHECKED BY	RBE	+ UCP-C1002-01
EQUIPMENT LOCATION	Iran, Onshore	ADAPTED TO P&ID REVISION	05	LAST MODIFICATION DATE	13-7-2022	CURRENT PAGE
THIS DRAWING IS OWNED BY AIRPACK, AND SHALL NOT BE PRINTED OR COPIED IN ANY OTHER WAY THAN WITH AIRPACKS PERMISSION!		CLIENT	Bushehr Petrochemical Company (BUPC)	AIRPACK DWG NO.	17811-05	
		CLIENT REF.	Bushehr MEG Plant Project	REVISION	06	
		AIRPACK REF.	17811-05A	TOTAL PAGE AMOUNT	23	

3.11
ESD-CIRCUIT-02

DI2.0
35.4



ESD CIRCUIT 2

SPARE

SPARE

SPARE

SPARE

SPARE



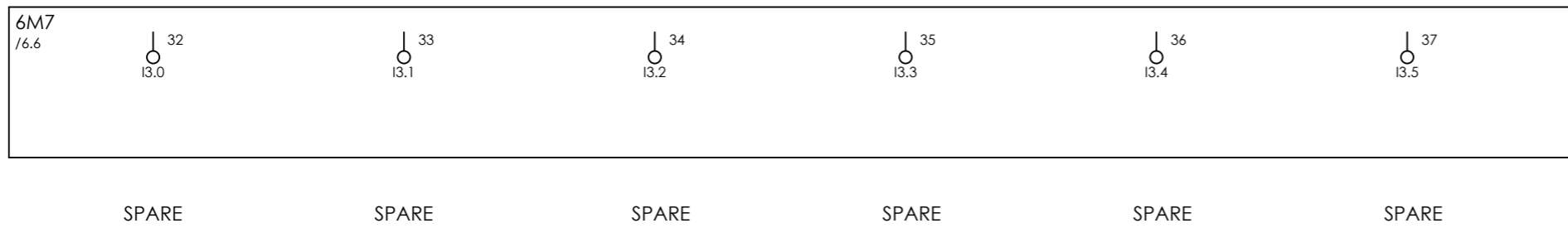
CLIENT DWG NO.	BU-20-VD-303-IN-DIG-0043
EQUIPMENT NO.	20-C-1002
EQUIPMENT LOCATION	Iran, Onshore
THIS DRAWING IS OWNED BY AIRPACK, AND SHALL NOT BE PRINTED OR COPIED IN ANY OTHER WAY THAN WITH AIRPACKS PERMISSION!	

SUBJECT DIGITAL INPUTS I [6M7]	
ADAPTED TO P&ID REVISION	05
CLIENT	Bushehr Petrochemical Company (BUPC)
CLIENT REF.	Bushehr MEG Plant Project
AIRPACK REF.	17811-05A

DRAWN BY	MaGo
CHECKED BY	RBE
LAST MODIFICATION DATE	13-7-2022
AIRPACK DWG NO.	17811-05
REVISION	06
TOTAL PAGE AMOUNT	24

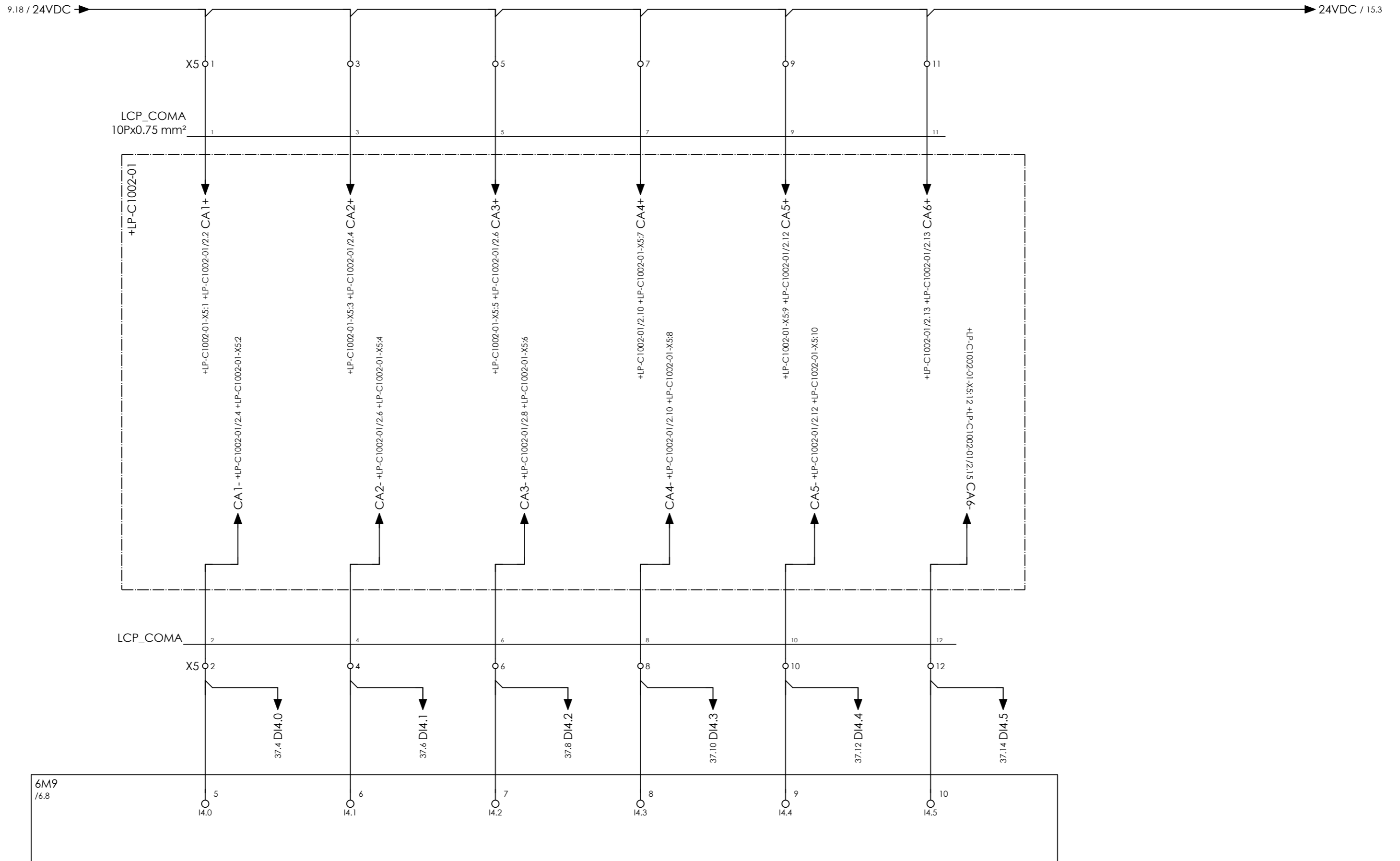
= 20-C-1002
+ UCP-C1002-01
CURRENT PAGE

11.19 / 24.1VDC → 24.1VDC /



CLIENT DWG NO.	BU-20-VD-303-IN-DIG-0043
EQUIPMENT NO.	20-C-1002
EQUIPMENT LOCATION	Iran, Onshore
THIS DRAWING IS OWNED BY AIRPACK, AND SHALL NOT BE PRINTED OR COPIED IN ANY OTHER WAY THAN WITH AIRPACKS PERMISSION!	

SUBJECT		DRAWN BY	MaGo	= 20-C-1002
DIGITAL INPUTS I [6M7]		CHECKED BY	RBE	+ UCP-C1002-01
ADAPTED TO P&ID REVISION	05	LAST MODIFICATION DATE	13-7-2022	CURRENT PAGE
CLIENT	Bushehr Petrochemical Company (BUPC)	AIRPACK DWG NO.	17811-05	
CLIENT REF.	Bushehr MEG Plant Project	REVISION	06	
AIRPACK REF.	17811-05A	TOTAL PAGE AMOUNT	25	



COMPRESSOR A
START
PB-10151

COMPRESSOR A
STOP
PB-10152

COMPRESSOR A
LAMPTEST
PB-10154

COMPRESSOR A
LOCAL
HS-10151

COMPRESSOR A
REMOTE
HS-10151

SPARE

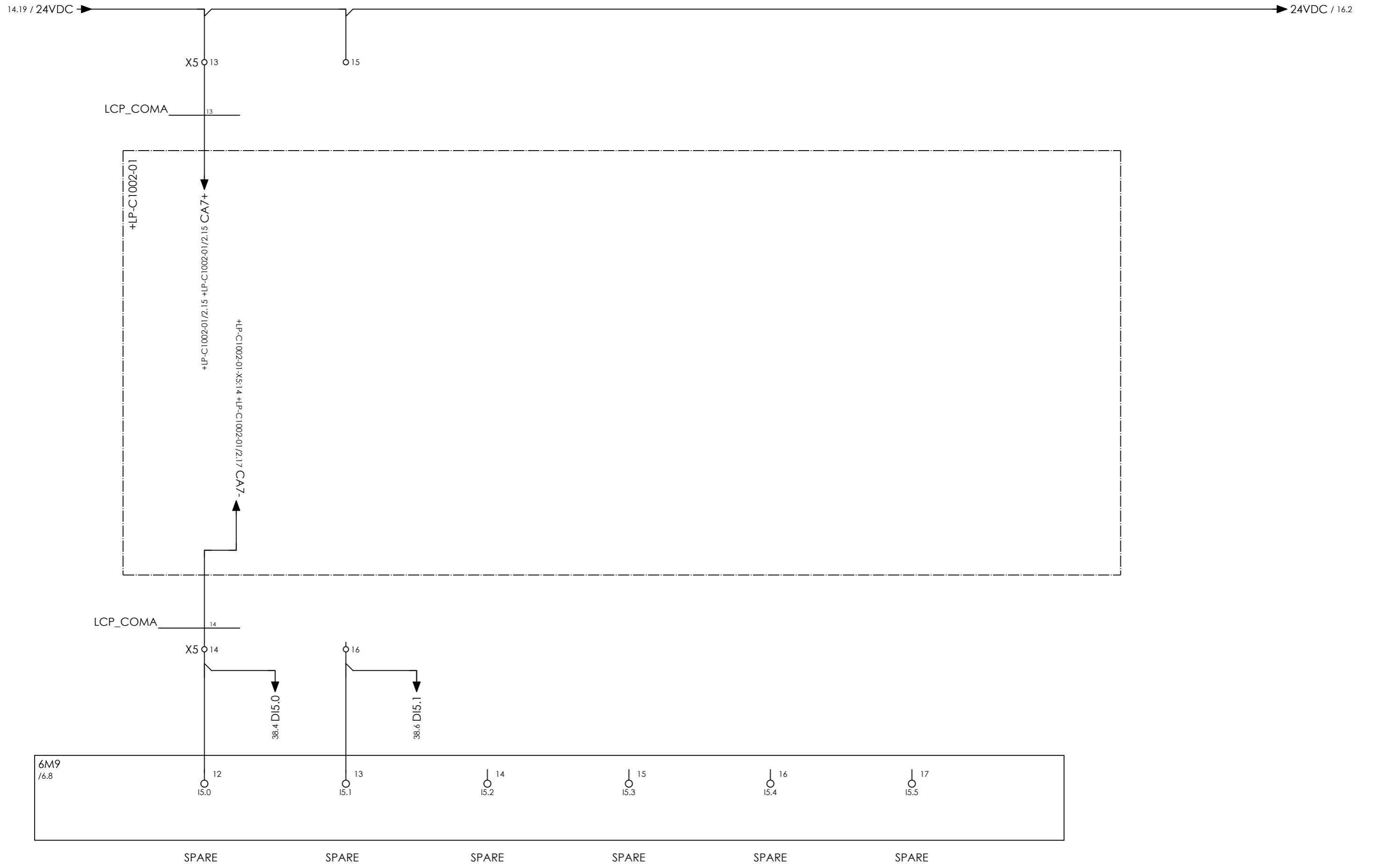


CLIENT DWG NO.	BU-20-VD-303-IN-DIG-0043
EQUIPMENT NO.	20-C-1002
EQUIPMENT LOCATION	Iran, Onshore
THIS DRAWING IS OWNED BY AIRPACK, AND SHALL NOT BE PRINTED OR COPIED IN ANY OTHER WAY THAN WITH AIRPACKS PERMISSION!	

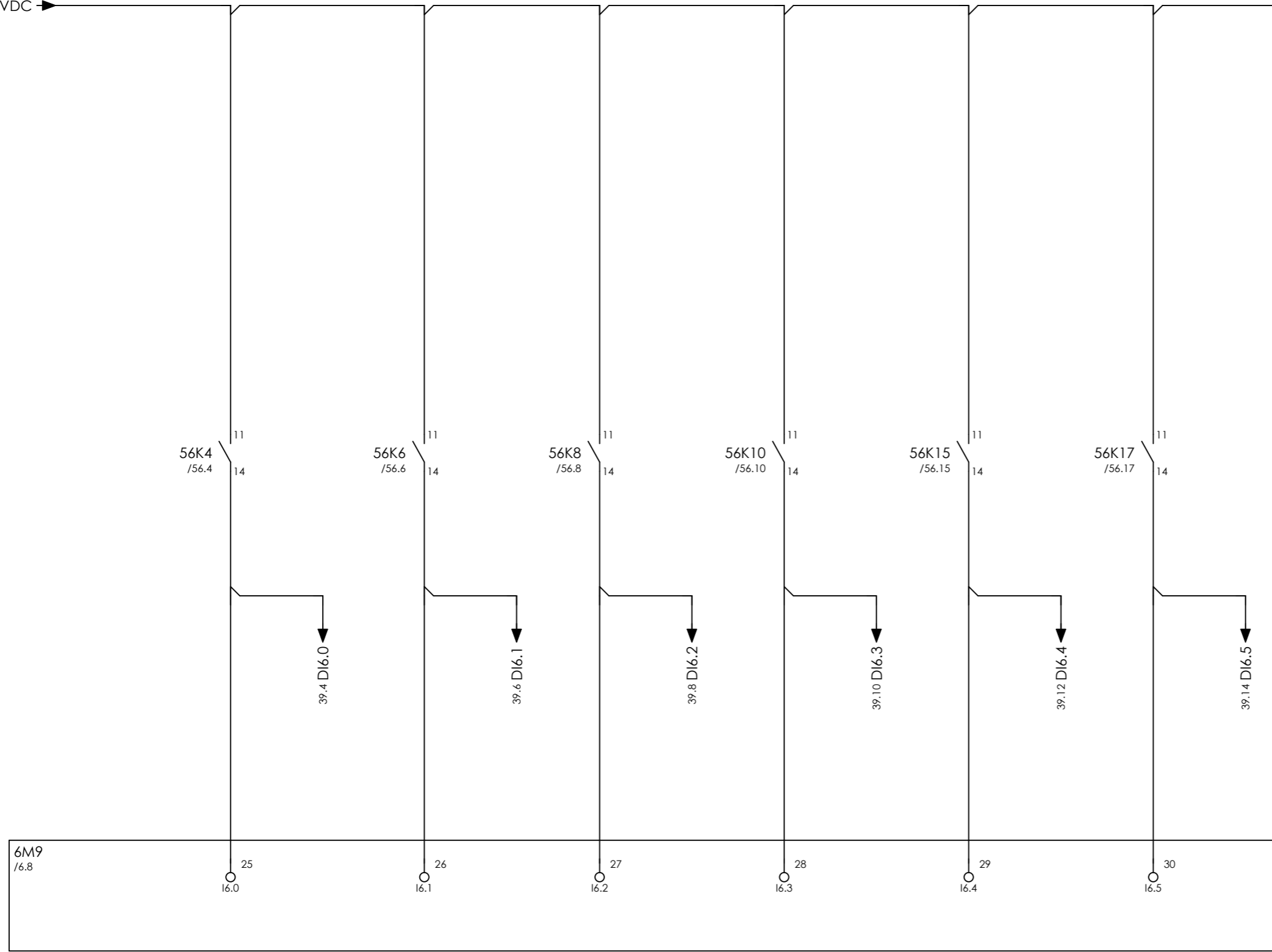
SUBJECT DIGITAL INPUTS I [6M9]	
ADAPTED TO P&ID REVISION	05
CLIENT	Bushehr Petrochemical Company (BUPC)
CLIENT REF.	Bushehr MEG Plant Project
AIRPACK REF.	17811-05A

DRAWN BY	MaGo
CHECKED BY	RBE
LAST MODIFICATION DATE	13-7-2022
AIRPACK DWG NO.	17811-05
REVISION	06
TOTAL PAGE AMOUNT	26

= 20-C-1002
+ UCP-C1002-01
CURRENT PAGE



15.19 / 24VDC → 24VDC / 17.3



COMPRESSOR A
MAIN MOTOR 20-C-1002-M
RUNNING
XL-10124

COMPRESSOR A
MAIN MOTOR 20-C-1002-M
FAULT
YAL-10125

COMPRESSOR A
OIL HEATER LG-10151
RUNNING
XL-10126

COMPRESSOR A
OIL HEATER LG-10151
FAULT
YAL-10127

SPARE

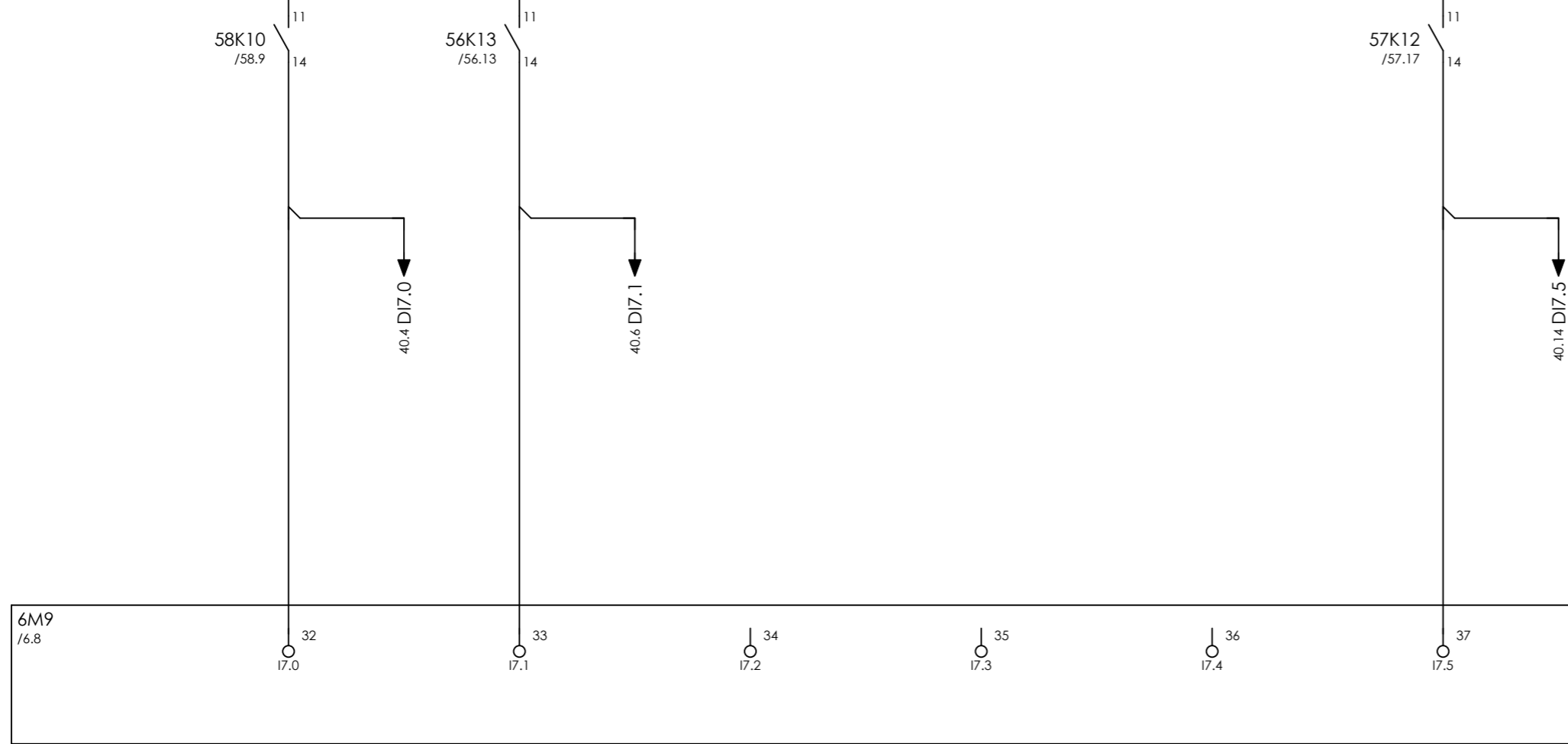
SPARE



CLIENT DWG NO.	BU-20-VD-303-IN-DIG-0043
EQUIPMENT NO.	20-C-1002
EQUIPMENT LOCATION	Iran, Onshore

THIS DRAWING IS OWNED BY AIRPACK, AND SHALL NOT BE PRINTED OR COPIED IN ANY OTHER WAY THAN WITH AIRPACKS PERMISSION!

SUBJECT		DRAWN BY	MaGo	= 20-C-1002
DIGITAL INPUTS I [6M9]		CHECKED BY	RBE	+ UCP-C1002-01
ADAPTED TO P&ID REVISION	05	LAST MODIFICATION DATE	13-7-2022	CURRENT PAGE
CLIENT	Bushehr Petrochemical Company (BUPC)	AIRPACK DWG NO.	17811-05	
CLIENT REF.	Bushehr MEG Plant Project	REVISION	06	
AIRPACK REF.	17811-05A	TOTAL PAGE AMOUNT	28	



PID CONTROL
VALVE FAULT
YAL-10129-PID

OIL HEATER PID
LG-10151 FAULT
YAL-10130-PID

SPARE

SPARE

SPARE

TIME
SYNCHRONIZATION
XCS-108

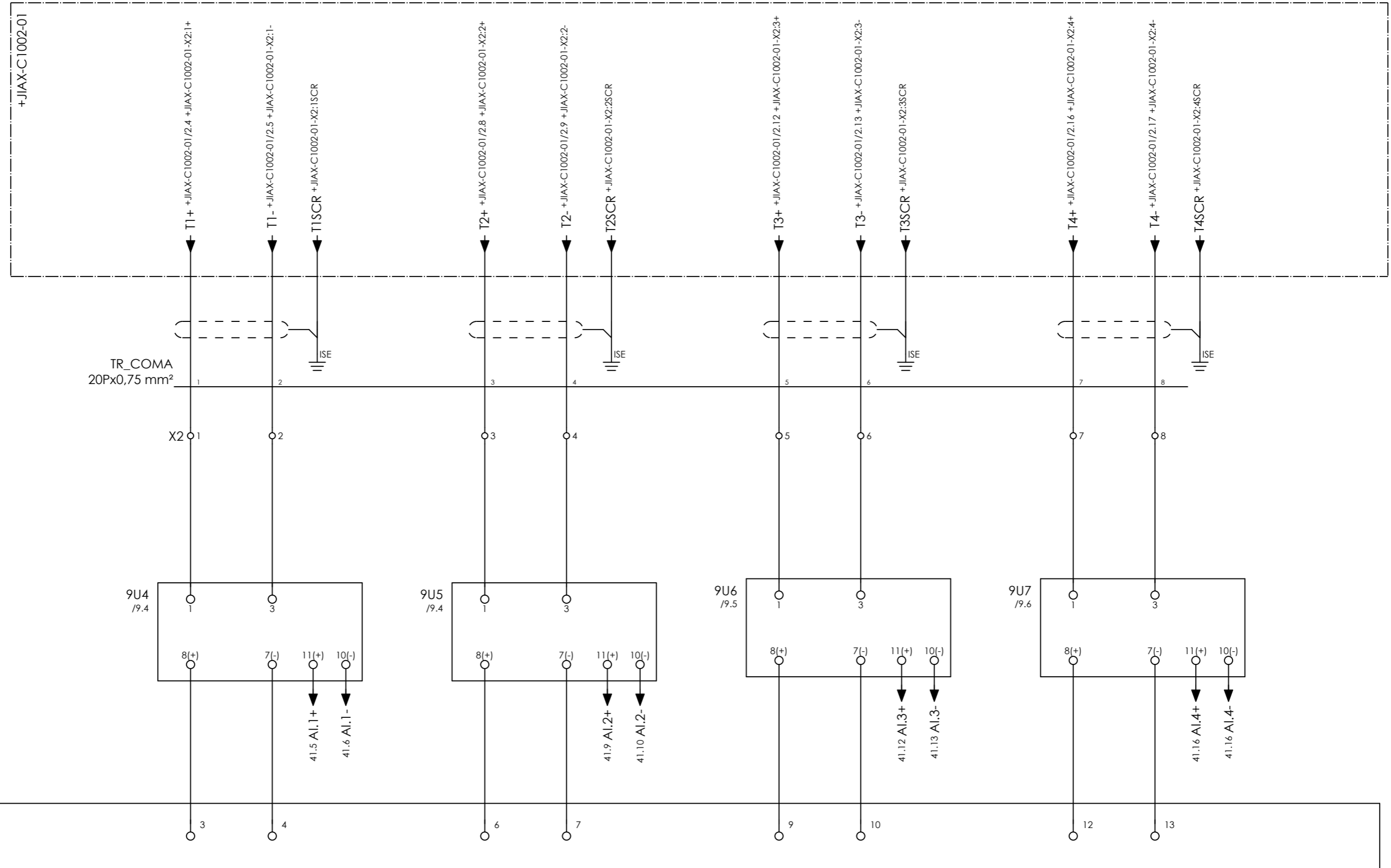


CLIENT DWG NO.	BU-20-VD-303-IN-DIG-0043
EQUIPMENT NO.	20-C-1002
EQUIPMENT LOCATION	Iran, Onshore
THIS DRAWING IS OWNED BY AIRPACK, AND SHALL NOT BE PRINTED OR COPIED IN ANY OTHER WAY THAN WITH AIRPACKS PERMISSION!	

SUBJECT DIGITAL INPUTS I [6M9]	
ADAPTED TO P&ID REVISION	05
CLIENT	Bushehr Petrochemical Company (BUPC)
CLIENT REF.	Bushehr MEG Plant Project
AIRPACK REF.	17811-05A

DRAWN BY	MaGo
CHECKED BY	RBE
LAST MODIFICATION DATE	13-7-2022
AIRPACK DWG NO.	17811-05
REVISION	06
TOTAL PAGE AMOUNT	29

= 20-C-1002
+ UCP-C1002-01
CURRENT PAGE

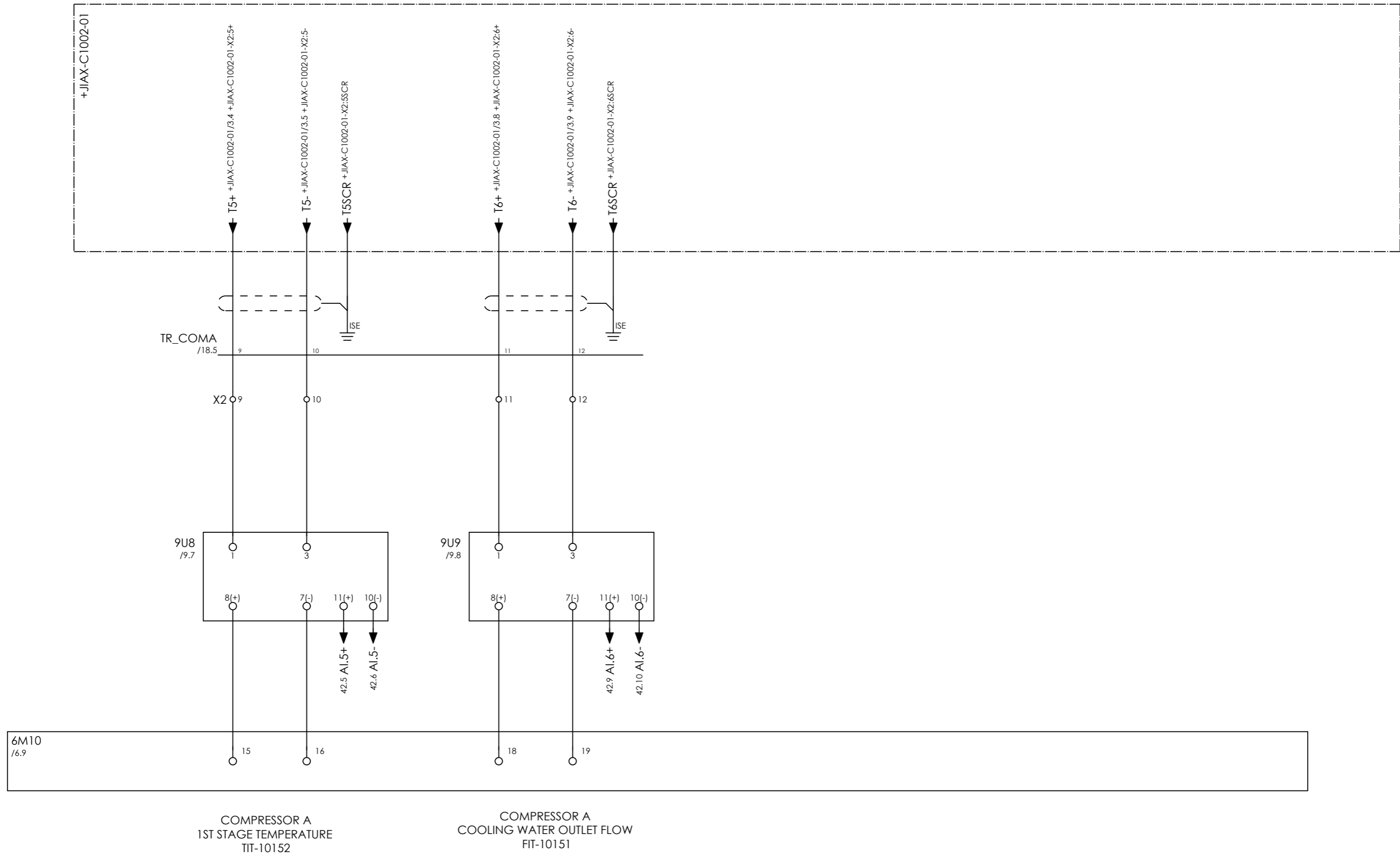


COMPRESSOR A
INLET PRESSURE
PIT-10153

COMPRESSOR A
OIL SYSTEM PRESSURE
PIT-10154

COMPRESSOR A
1ST DOWNSTREAM INTERCOOLER PRESSURE
PIT-10157

COMPRESSOR A
INLET TEMPERATURE
TIT-10151

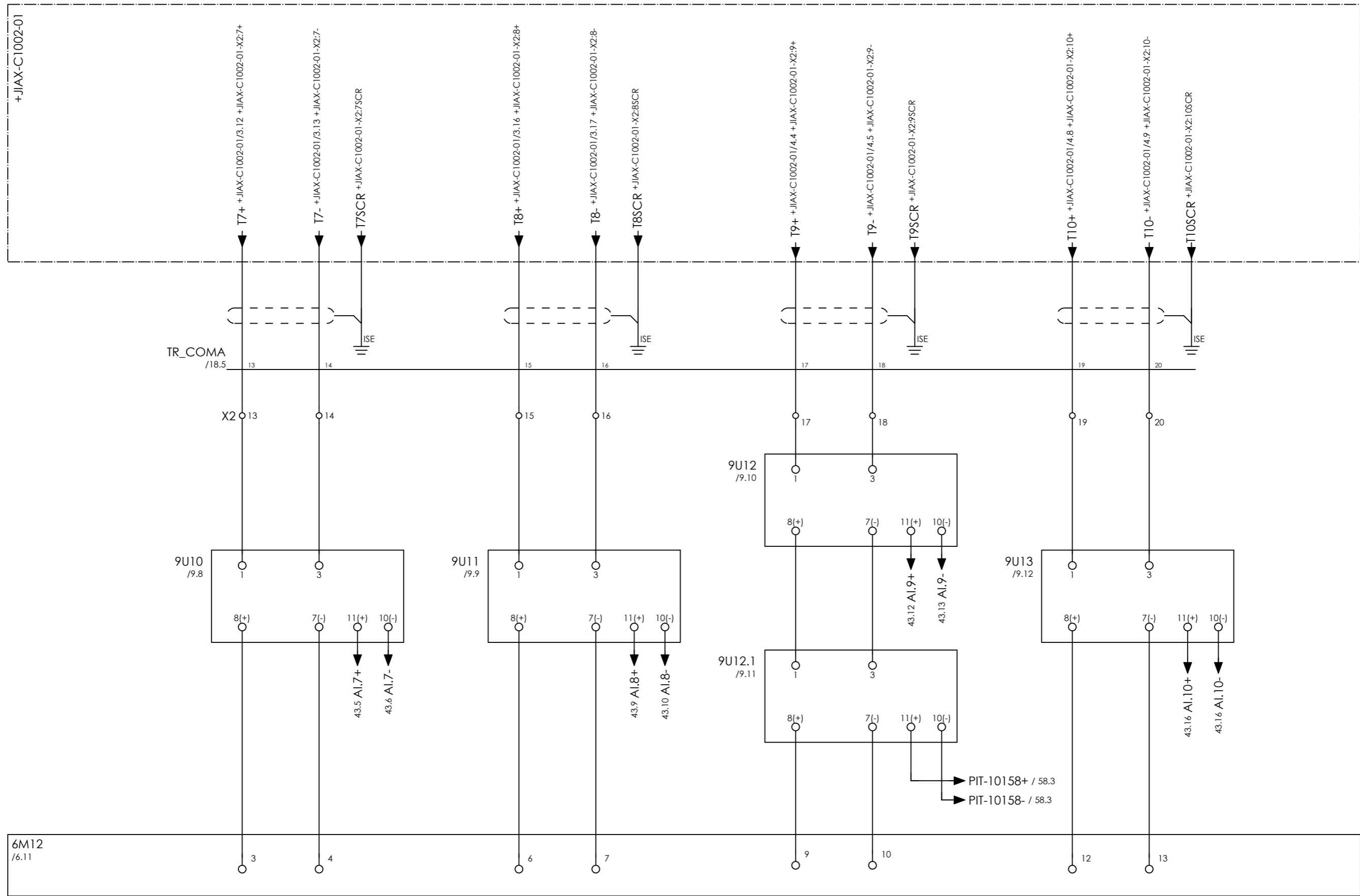


CLIENT DWG NO.	BU-20-VD-303-IN-DIG-0043
EQUIPMENT NO.	20-C-1002
EQUIPMENT LOCATION	Iran, Onshore

SUBJECT ANALOG INPUTS I [6M10]	
ADAPTED TO P&ID REVISION	05
CLIENT	Bushehr Petrochemical Company (BUPC)
CLIENT REF.	Bushehr MEG Plant Project
AIRPACK REF.	17811-05A

DRAWN BY	MaGo
CHECKED BY	RBE
LAST MODIFICATION DATE	13-7-2022
AIRPACK DWG NO.	17811-05
REVISION	06
TOTAL PAGE AMOUNT	31

= 20-C-1002
+ UCP-C1002-01
CURRENT PAGE



COMPRESSOR A
VIBRATION LEVEL
VT-10151

COMPRESSOR A
1ST DOWNSTREAM INTERCOOLER PRESSURE
PIT-10156

COMPRESSOR A
OUTLET PRESSURE
PIT-10158

COMPRESSOR A
OUTLET PRESSURE
PIT-10159

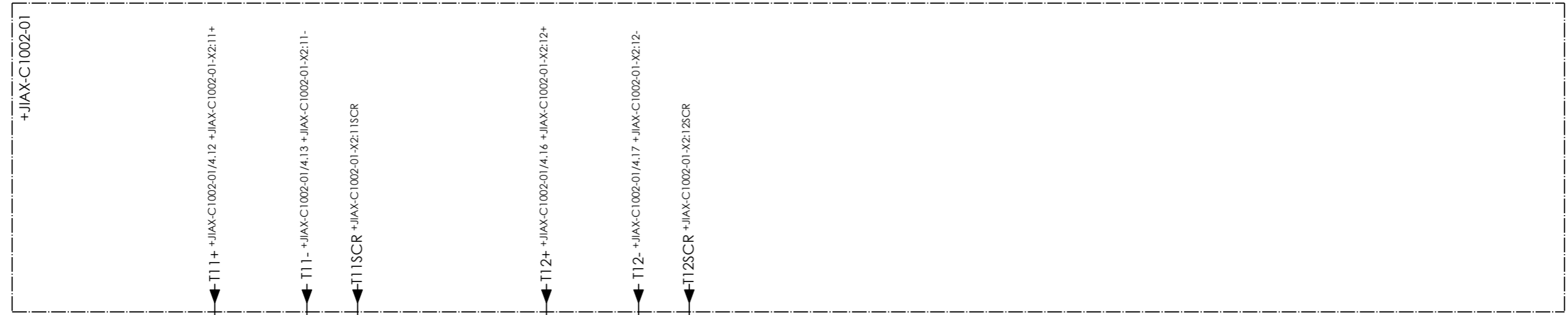


CLIENT DWG NO.	BU-20-VD-303-IN-DIG-0043
EQUIPMENT NO.	20-C-1002
EQUIPMENT LOCATION	Iran, Onshore
THIS DRAWING IS OWNED BY AIRPACK, AND SHALL NOT BE PRINTED OR COPIED IN ANY OTHER WAY THAN WITH AIRPACKS PERMISSION!	

SUBJECT ANALOG INPUTS I [6M12]	
ADAPTED TO P&ID REVISION	05
CLIENT	Bushehr Petrochemical Company (BUPC)
CLIENT REF.	Bushehr MEG Plant Project
AIRPACK REF.	17811-05A

DRAWN BY	MaGo
CHECKED BY	RBE
LAST MODIFICATION DATE	13-7-2022
AIRPACK DWG NO.	17811-05
REVISION	06
TOTAL PAGE AMOUNT	32

= 20-C-1002
+ UCP-C1002-01
CURRENT PAGE



TR_COMA
/18.5

9U14
/9.12

9U15
/9.13

6M12
/6.11

COMPRESSOR A
1ST STAGE TEMPERATURE
TIT-10153

COMPRESSOR A
1ST DOWNSTREAM INTERCOOLER
TEMPERATURE
TIT-10154

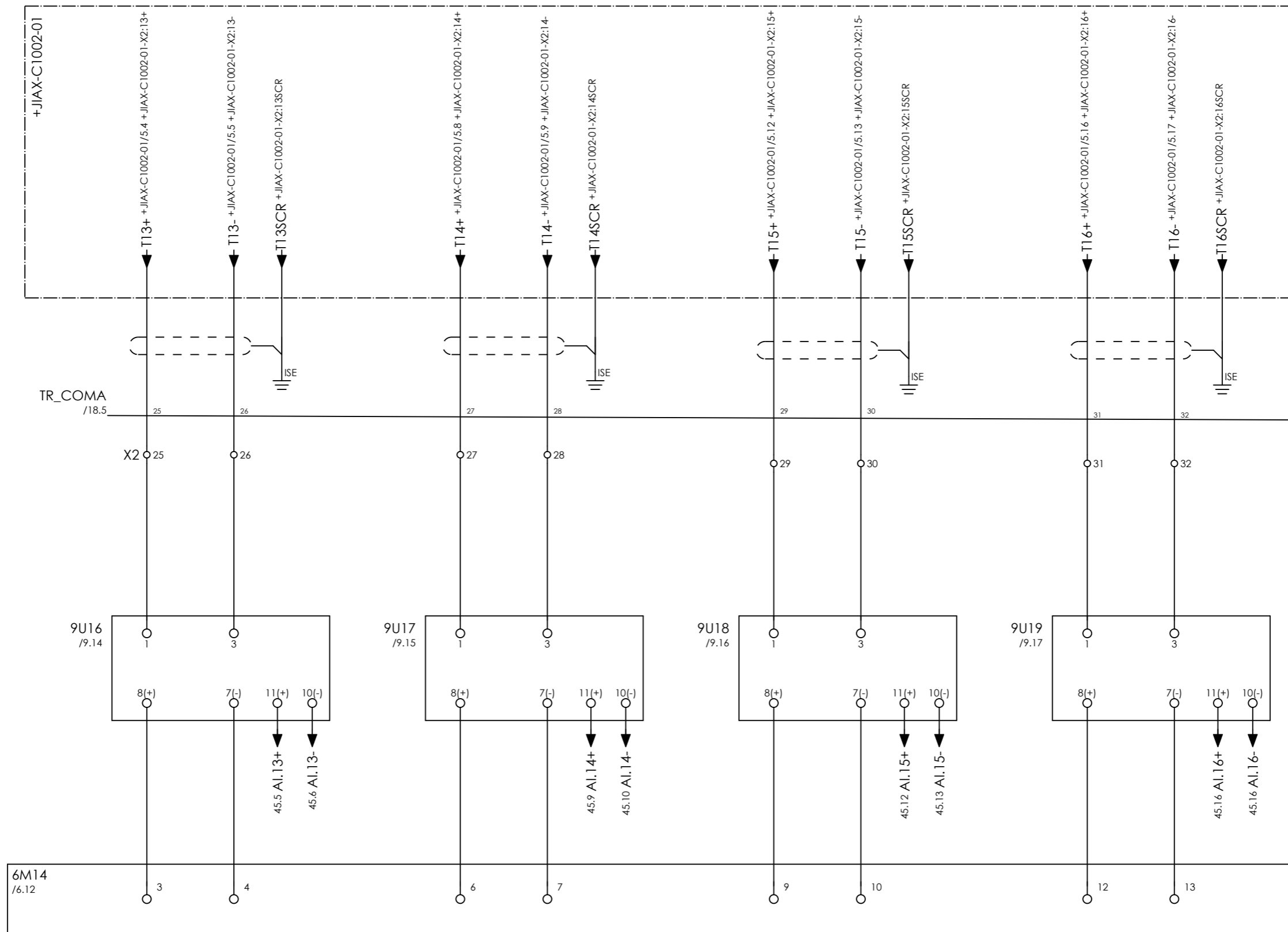


CLIENT DWG NO.	BU-20-VD-303-IN-DIG-0043
EQUIPMENT NO.	20-C-1002
EQUIPMENT LOCATION	Iran, Onshore
THIS DRAWING IS OWNED BY AIRPACK, AND SHALL NOT BE PRINTED OR COPIED IN ANY OTHER WAY THAN WITH AIRPACKS PERMISSION!	

SUBJECT ANALOG INPUTS I [6M12]	
ADAPTED TO P&ID REVISION	05
CLIENT	Bushehr Petrochemical Company (BUPC)
CLIENT REF.	Bushehr MEG Plant Project
AIRPACK REF.	17811-05A

DRAWN BY	MaGo
CHECKED BY	RBE
LAST MODIFICATION DATE	13-7-2022
AIRPACK DWG NO.	17811-05
REVISION	06
TOTAL PAGE AMOUNT	33

= 20-C-1002
+ UCP-C1002-01
CURRENT PAGE

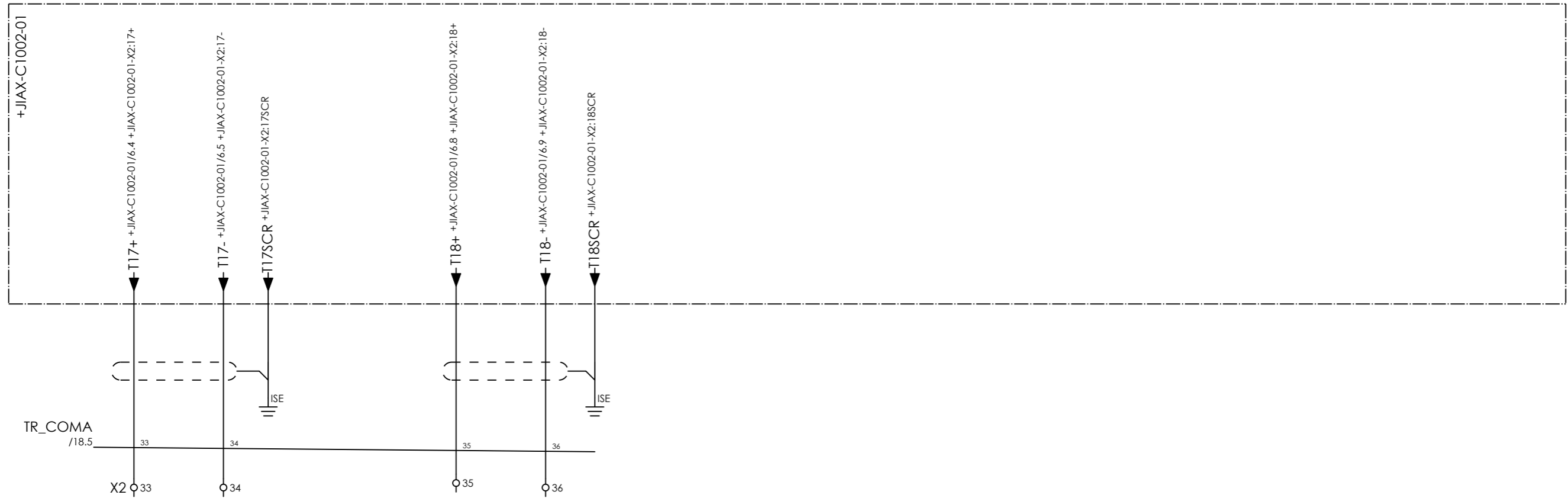


COMPRESSOR A
2ND UPSTREAM INTERCOOLER
TEMPERATURE
TIT-10155

SPARE

SPARE

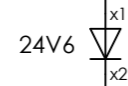
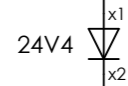
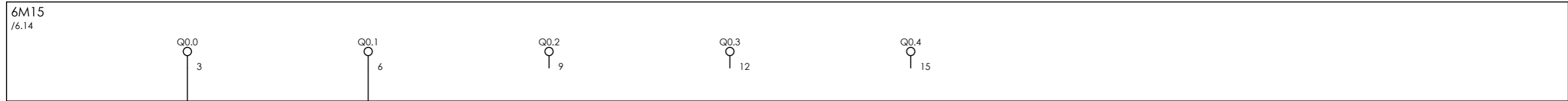
SPARE



CLIENT DWG NO.	BU-20-VD-303-IN-DIG-0043
EQUIPMENT NO.	20-C-1002
EQUIPMENT LOCATION	Iran, Onshore
THIS DRAWING IS OWNED BY AIRPACK, AND SHALL NOT BE PRINTED OR COPIED IN ANY OTHER WAY THAN WITH AIRPACKS PERMISSION!	

SUBJECT		ANALOG INPUTS I [6M14]	
ADAPTED TO P&ID REVISION	05	CLIENT	Bushehr Petrochemical Company (BUPC)
AIRPACK REF.	17811-05A	CLIENT REF.	Bushehr MEG Plant Project

DRAWN BY	MaGo	= 20-C-1002
CHECKED BY	RBE	+ UCP-C1002-01
LAST MODIFICATION DATE	13-7-2022	CURRENT PAGE
AIRPACK DWG NO.	17811-05	
REVISION	06	
TOTAL PAGE AMOUNT	35	



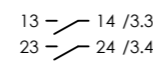
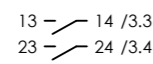
DOO.0 47.4

DOO.1 47.6



8.19 / 0.1VDC

0.1VDC / 25.2 -25H4:x2



ESD RELAY 01

ESD RELAY 02

SPARE

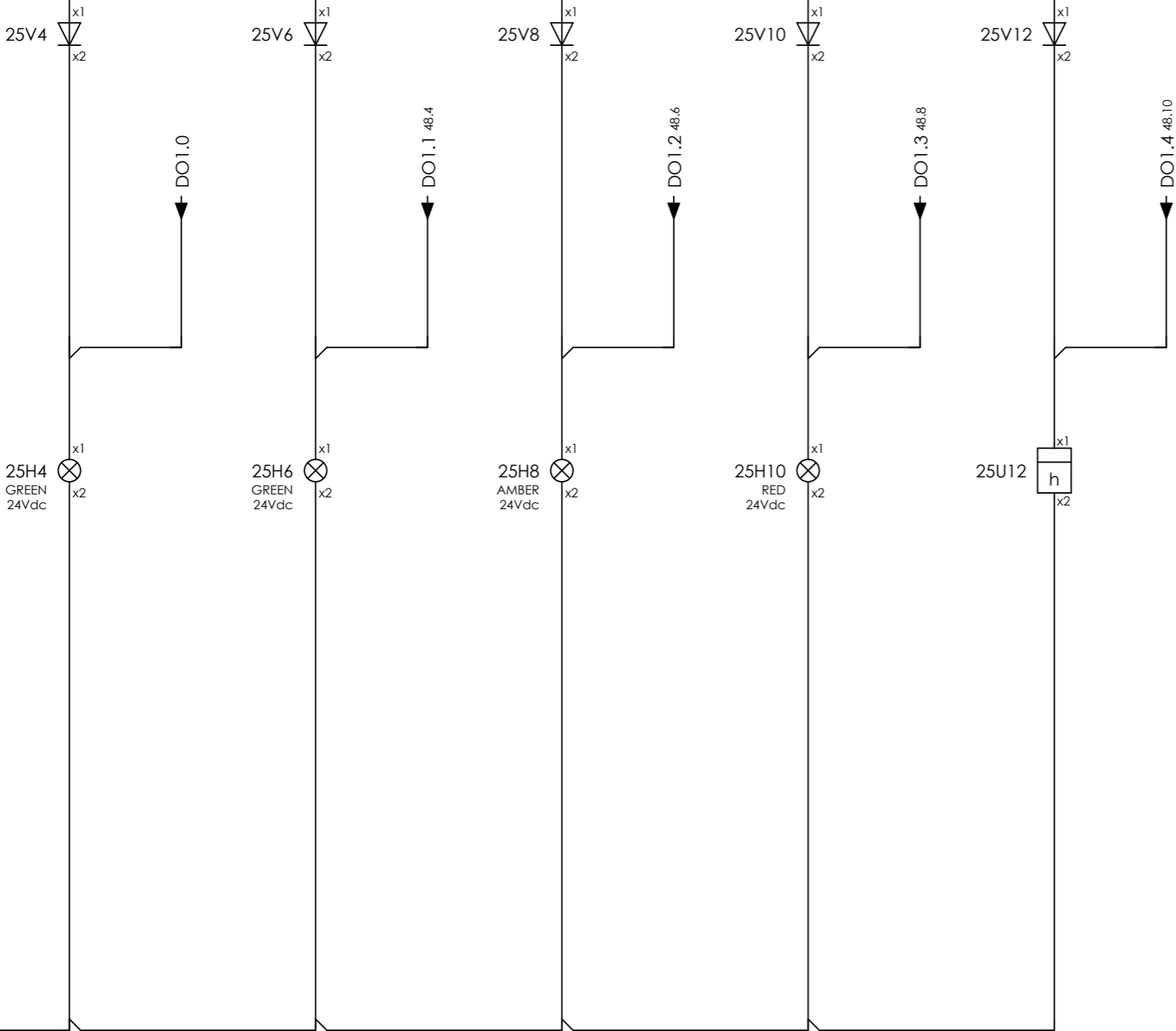
SPARE

SPARE



CLIENT DWG NO.	BU-20-VD-303-IN-DIG-0043
EQUIPMENT NO.	20-C-1002
EQUIPMENT LOCATION	Iran, Onshore
THIS DRAWING IS OWNED BY AIRPACK, AND SHALL NOT BE PRINTED OR COPIED IN ANY OTHER WAY THAN WITH AIRPACKS PERMISSION!	

SUBJECT		DRAWN BY	MaGo	= 20-C-1002
DIGITAL OUTPUTS I [6M15]		CHECKED BY	RBE	+ UCP-C1002-01
ADAPTED TO P&ID REVISION	05	LAST MODIFICATION DATE	13-7-2022	CURRENT PAGE
CLIENT	Bushehr Petrochemical Company (BUPC)	AIRPACK DWG NO.	17811-05	
CLIENT REF.	Bushehr MEG Plant Project	REVISION	06	
AIRPACK REF.	17811-05A	TOTAL PAGE AMOUNT	36	

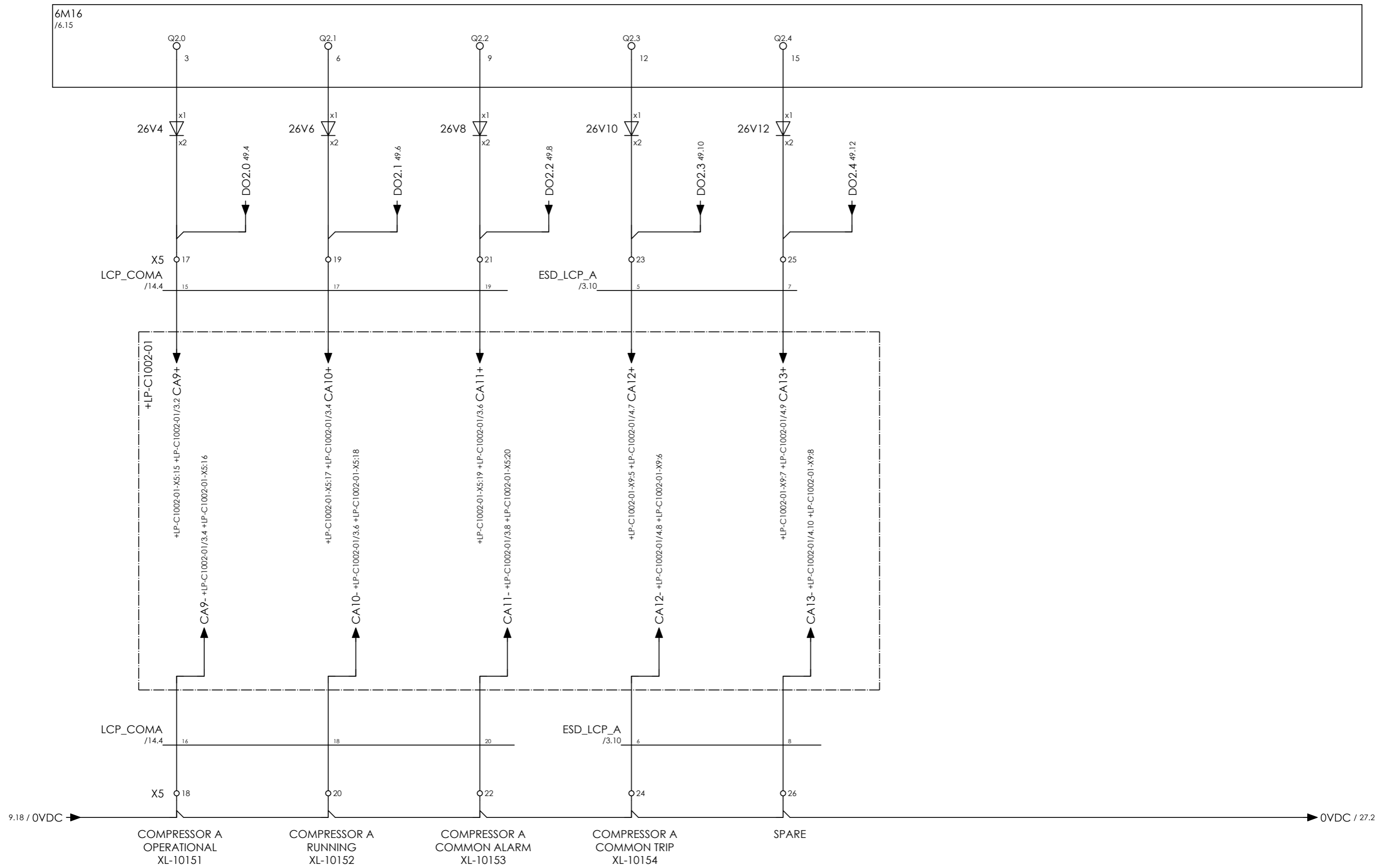


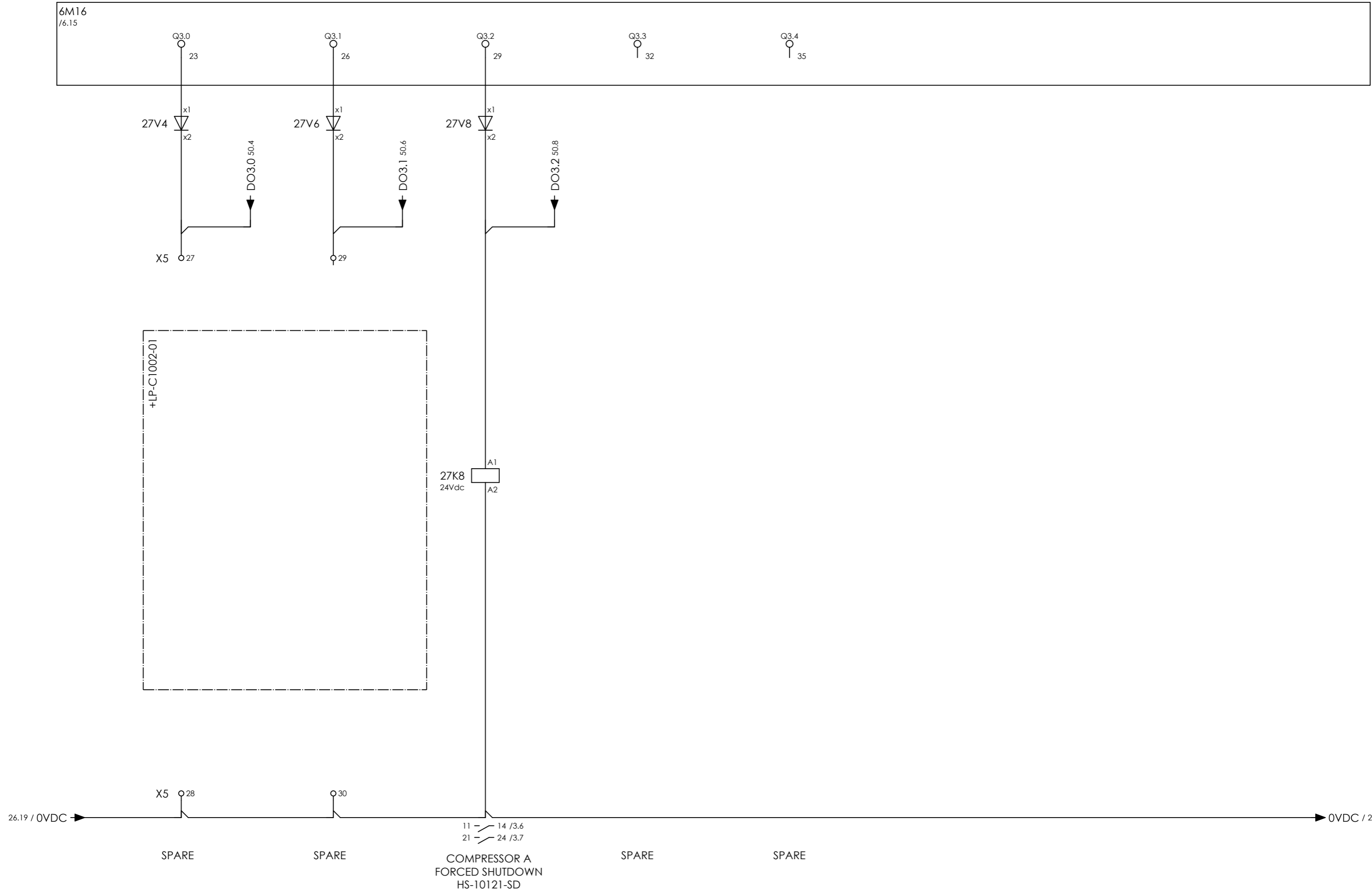
24.19 / 0.1VDC →

COMPRESSOR A OPERATIONAL XL-10156 COMPRESSOR A RUNNING XL-10157 COMPRESSOR A COMMON ALARM XL-10158 COMPRESSOR A COMMON TRIP XL-10159 COMPRESSOR A HOURMETER HM-10151



CLIENT DWG NO.	BU-20-VD-303-IN-DIG-0043	SUBJECT		DRAWN BY	MaGo	= 20-C-1002
EQUIPMENT NO.	20-C-1002	DIGITAL OUTPUTS I [6M15]		CHECKED BY	RBE	+ UCP-C1002-01
EQUIPMENT LOCATION	Iran, Onshore	ADAPTED TO P&ID REVISION	05	LAST MODIFICATION DATE	13-7-2022	CURRENT PAGE
THIS DRAWING IS OWNED BY AIRPACK, AND SHALL NOT BE PRINTED OR COPIED IN ANY OTHER WAY THAN WITH AIRPACKS PERMISSION!		CLIENT	Bushehr Petrochemical Company (BUPC)	AIRPACK DWG NO.	17811-05	
		CLIENT REF.	Bushehr MEG Plant Project	REVISION	06	
		AIRPACK REF.	17811-05A	TOTAL PAGE AMOUNT	37	



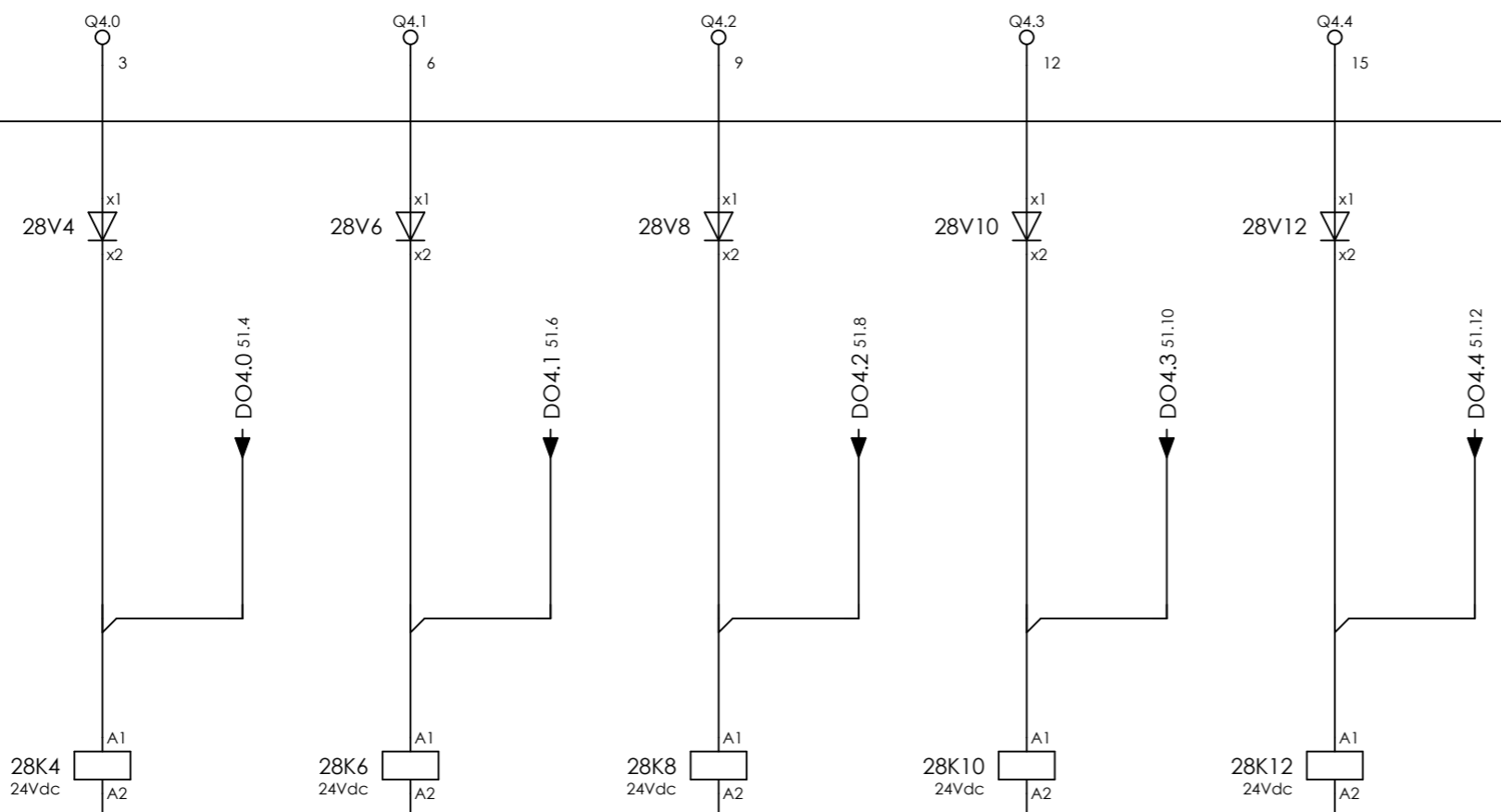


COMPRESSOR A
FORCED SHUTDOWN
HS-10121-SD



CLIENT DWG NO.	BU-20-VD-303-IN-DIG-0043
EQUIPMENT NO.	20-C-1002
EQUIPMENT LOCATION	Iran, Onshore
THIS DRAWING IS OWNED BY AIRPACK, AND SHALL NOT BE PRINTED OR COPIED IN ANY OTHER WAY THAN WITH AIRPACKS PERMISSION!	

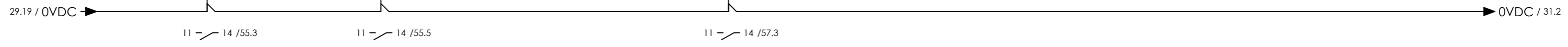
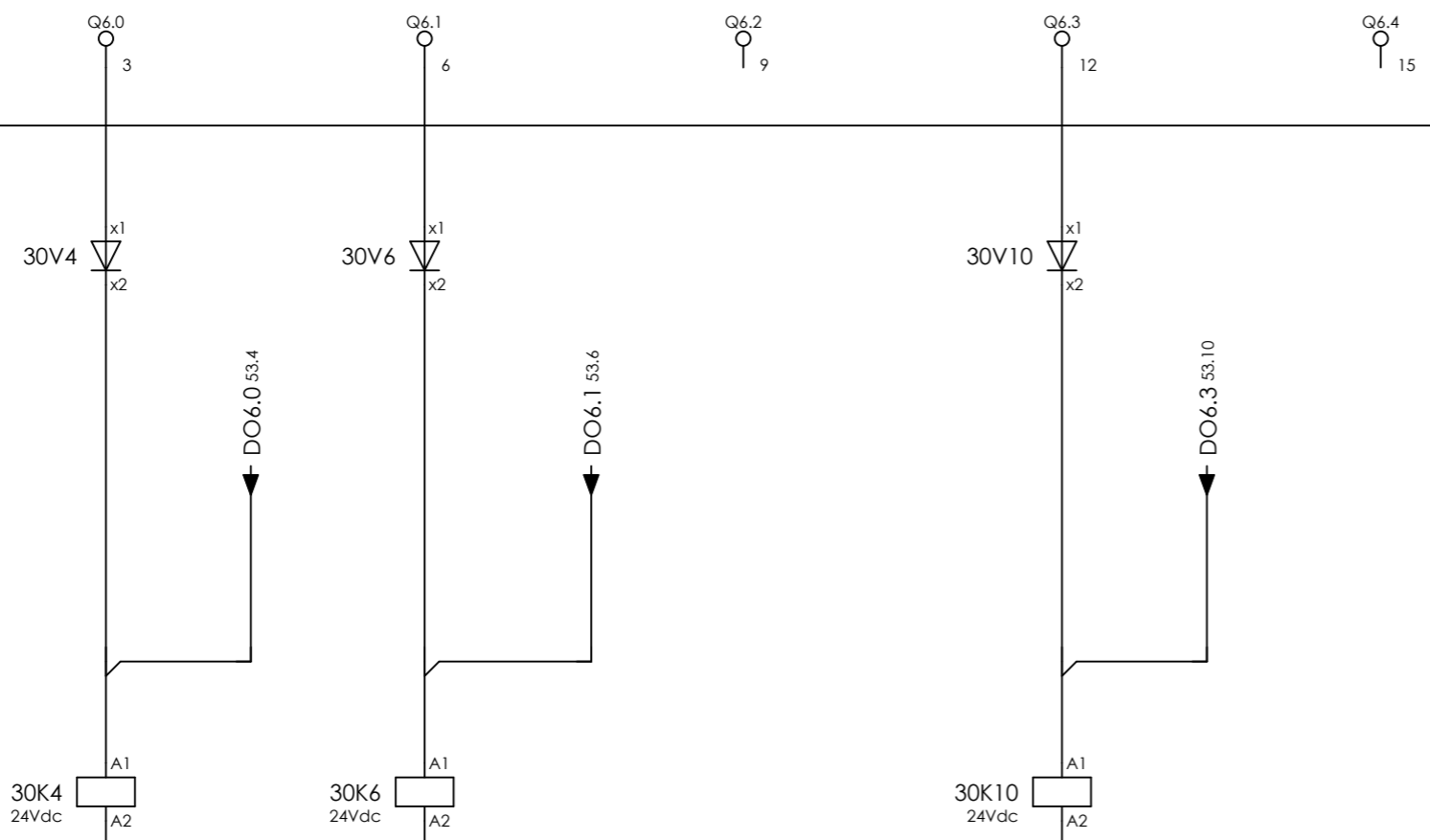
SUBJECT		DRAWN BY	MaGo	= 20-C-1002
DIGITAL OUTPUTS I [6M16]		CHECKED BY	RBE	+ UCP-C1002-01
ADAPTED TO P&ID REVISION	05	LAST MODIFICATION DATE	13-7-2022	CURRENT PAGE
CLIENT	Bushehr Petrochemical Company (BUPC)	AIRPACK DWG NO.	17811-05	
CLIENT REF.	Bushehr MEG Plant Project	REVISION	06	
AIRPACK REF.	17811-05A	TOTAL PAGE AMOUNT	39	



COMPRESSOR A SOLENOID VALVE XY-10151 COMPRESSOR A SOLENOID VALVE XY-10152 SPARE SPARE PID CONTROL ACTIVE XS-10128-PID



CLIENT DWG NO.	BU-20-VD-303-IN-DIG-0043	SUBJECT		DRAWN BY	MaGo	= 20-C-1002
EQUIPMENT NO.	20-C-1002	DIGITAL OUTPUTS I [6M18]		CHECKED BY	RBE	+ UCP-C1002-01
EQUIPMENT LOCATION	Iran, Onshore	ADAPTED TO P&ID REVISION	05	LAST MODIFICATION DATE	13-7-2022	CURRENT PAGE
THIS DRAWING IS OWNED BY AIRPACK, AND SHALL NOT BE PRINTED OR COPIED IN ANY OTHER WAY THAN WITH AIRPACKS PERMISSION!		CLIENT	Bushehr Petrochemical Company (BUPC)	AIRPACK DWG NO.	17811-05	
		CLIENT REF.	Bushehr MEG Plant Project	REVISION	06	
		AIRPACK REF.	17811-05A	TOTAL PAGE AMOUNT	40	



COMPRESSOR A
MAIN MOTOR 20-M-1002
START/STOP
XS-10122-ST/SP

COMPRESSOR A
OIL HEATER LG-10151
ON/OFF
XS-10123-ST/SP

SPARE

S/D STATUS
XAL-108-2

SPARE



CLIENT DWG NO.	BU-20-VD-303-IN-DIG-0043
EQUIPMENT NO.	20-C-1002
EQUIPMENT LOCATION	Iran, Onshore
THIS DRAWING IS OWNED BY AIRPACK, AND SHALL NOT BE PRINTED OR COPIED IN ANY OTHER WAY THAN WITH AIRPACKS PERMISSION!	

SUBJECT DIGITAL OUTPUTS I [6M19]	
ADAPTED TO P&ID REVISION	05
CLIENT	Bushehr Petrochemical Company (BUPC)
CLIENT REF.	Bushehr MEG Plant Project
AIRPACK REF.	17811-05A

DRAWN BY	MaGo
CHECKED BY	RBE
LAST MODIFICATION DATE	13-7-2022
AIRPACK DWG NO.	17811-05
REVISION	06
TOTAL PAGE AMOUNT	42

= 20-C-1002
+ UCP-C1002-01
CURRENT PAGE

6M19
/6.18

Q7.0
23

Q7.1
26

Q7.2
29

Q7.3
32

Q7.4
35

30.19 / OVDC → → OVDC / 56.2

SPARE

SPARE

SPARE

SPARE

SPARE



CLIENT DWG NO.	BU-20-VD-303-IN-DIG-0043
EQUIPMENT NO.	20-C-1002
EQUIPMENT LOCATION	Iran, Onshore

SUBJECT DIGITAL OUTPUTS I [6M19]	
ADAPTED TO P&ID REVISION	05
CLIENT	Bushehr Petrochemical Company (BUPC)
CLIENT REF.	Bushehr MEG Plant Project
AIRPACK REF.	17811-05A

DRAWN BY	MaGo
CHECKED BY	RBE
LAST MODIFICATION DATE	13-7-2022
AIRPACK DWG NO.	17811-05
REVISION	06
TOTAL PAGE AMOUNT	43

= 20-C-1002
+ UCP-C1002-01
CURRENT PAGE

THIS DRAWING IS OWNED BY AIRPACK, AND SHALL NOT BE PRINTED OR COPIED IN ANY OTHER WAY THAN WITH AIRPACKS PERMISSION!

BLANK PAGE

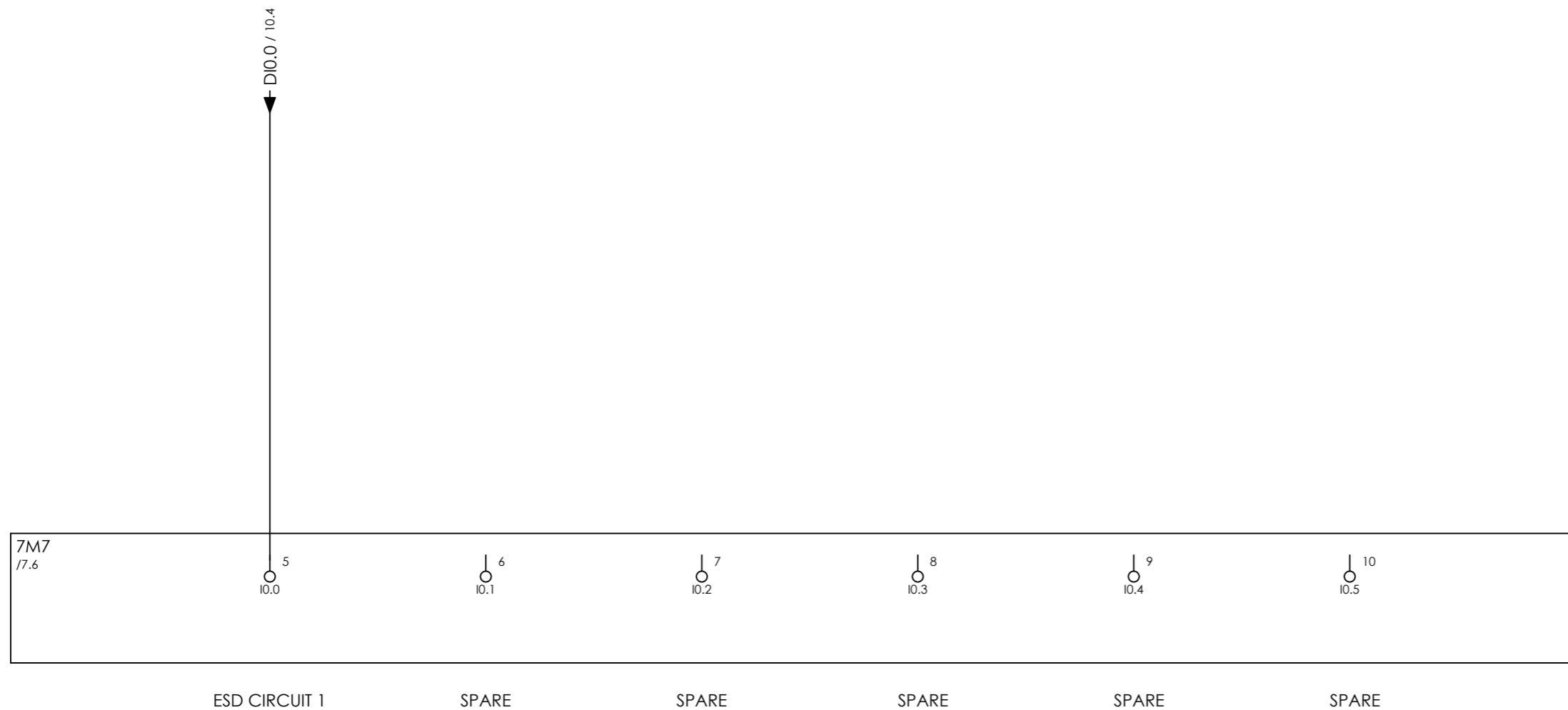


CLIENT DWG NO.	BU-20-VD-303-IN-DIG-0043
EQUIPMENT NO.	20-C-1002
EQUIPMENT LOCATION	Iran, Onshore
THIS DRAWING IS OWNED BY AIRPACK, AND SHALL NOT BE PRINTED OR COPIED IN ANY OTHER WAY THAN WITH AIRPACKS PERMISSION!	

SUBJECT EMPTY PAGE	
ADAPTED TO P&ID REVISION	05
CLIENT	Bushehr Petrochemical Company (BUPC)
CLIENT REF.	Bushehr MEG Plant Project
AIRPACK REF.	17811-05A

DRAWN BY	MaGo
CHECKED BY	RBE
LAST MODIFICATION DATE	13-7-2022
AIRPACK DWG NO.	17811-05
REVISION	06
TOTAL PAGE AMOUNT	44

= 20-C-1002
+ UCP-C1002-01
CURRENT PAGE



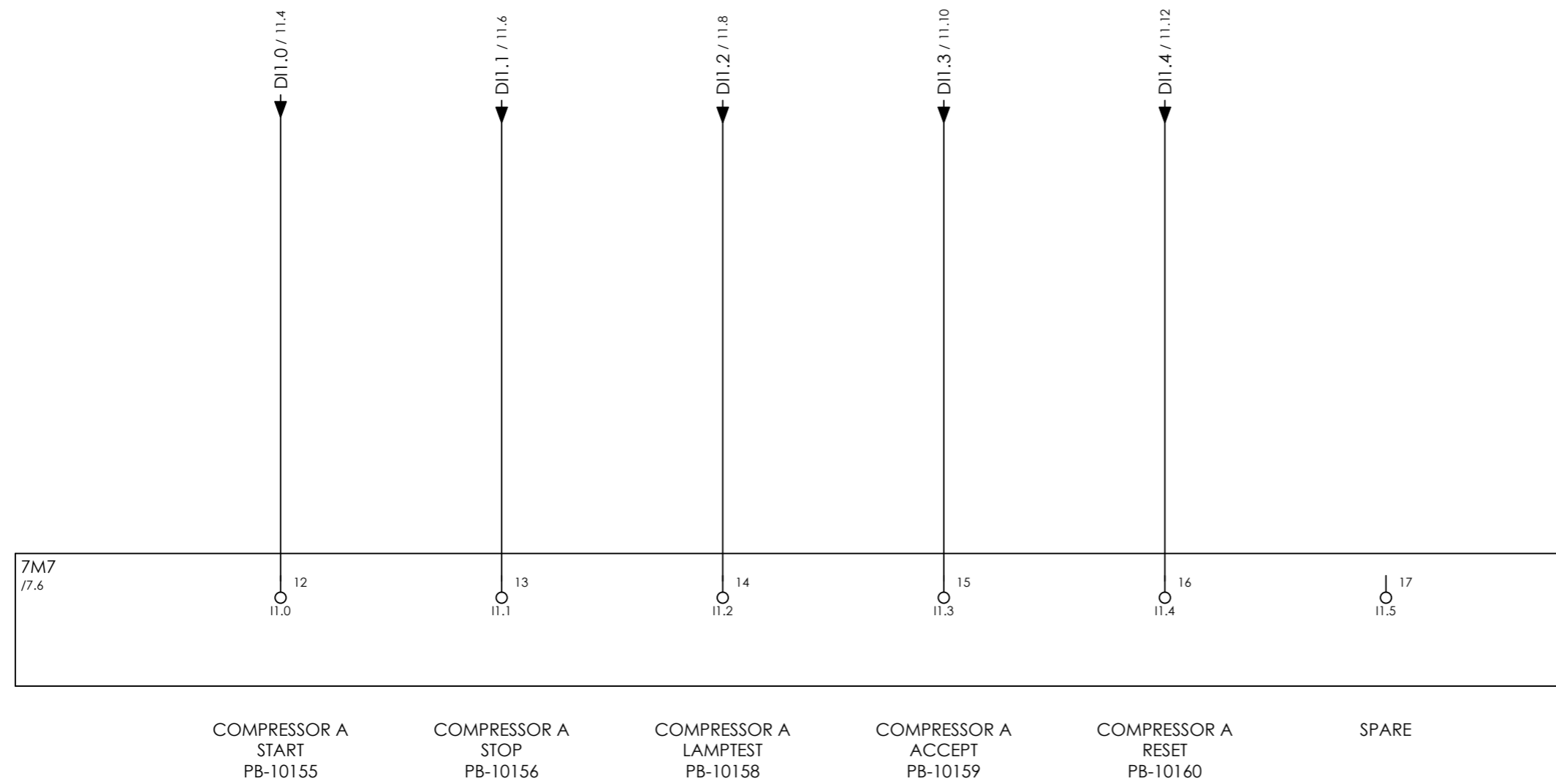
CLIENT DWG NO.	BU-20-VD-303-IN-DIG-0043
EQUIPMENT NO.	20-C-1002
EQUIPMENT LOCATION	Iran, Onshore

THIS DRAWING IS OWNED BY AIRPACK, AND SHALL NOT BE PRINTED OR COPIED IN ANY OTHER WAY THAN WITH AIRPACKS PERMISSION!

SUBJECT DIGITAL INPUTS II [7M7]	
ADAPTED TO P&ID REVISION	05
CLIENT	Bushehr Petrochemical Company (BUPC)
CLIENT REF.	Bushehr MEG Plant Project
AIRPACK REF.	17811-05A

DRAWN BY	MaGo
CHECKED BY	RBE
LAST MODIFICATION DATE	13-7-2022
AIRPACK DWG NO.	17811-05
REVISION	06
TOTAL PAGE AMOUNT	45

= 20-C-1002
+ UCP-C1002-01
CURRENT PAGE

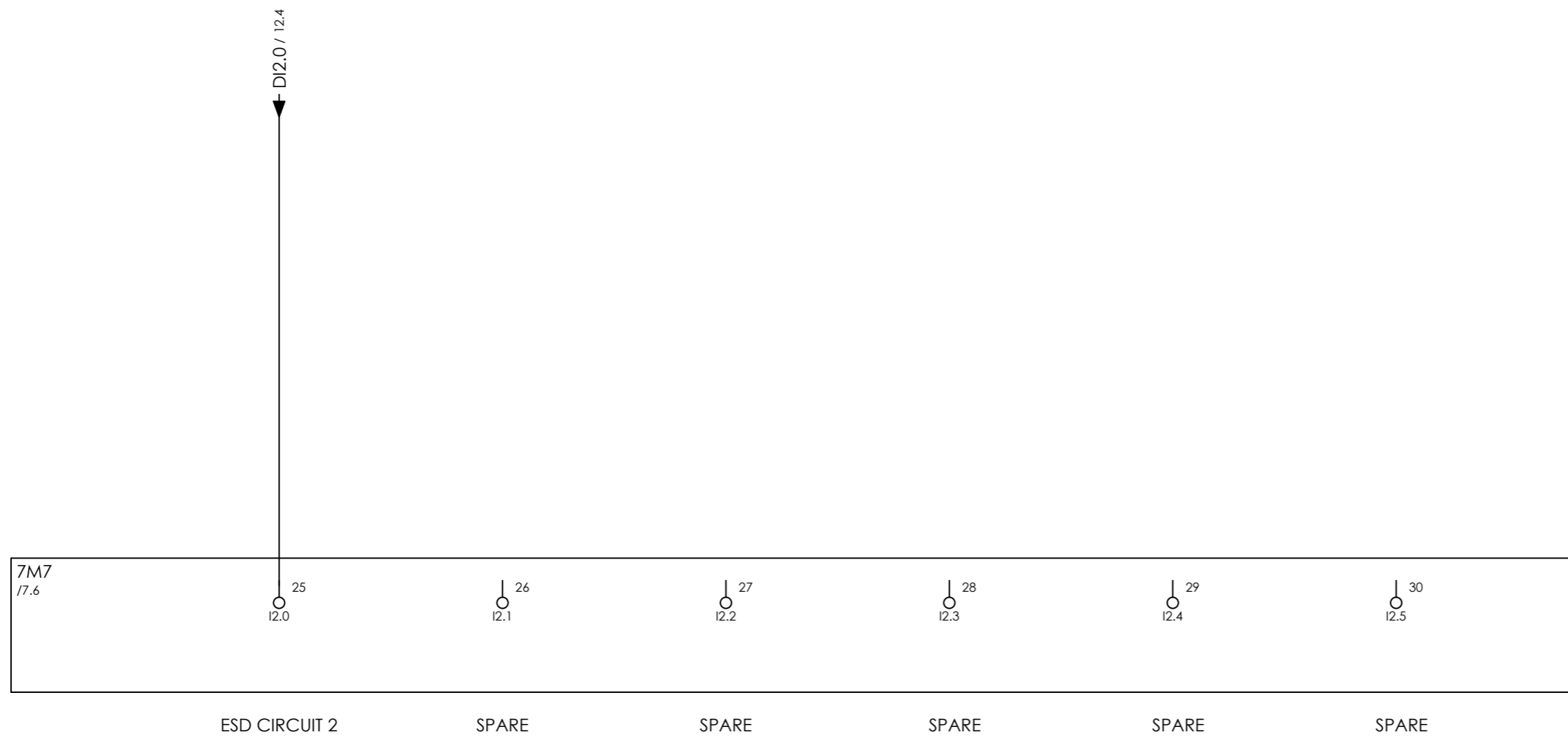


CLIENT DWG NO.	BU-20-VD-303-IN-DIG-0043
EQUIPMENT NO.	20-C-1002
EQUIPMENT LOCATION	Iran, Onshore

SUBJECT DIGITAL INPUTS II [7M7]	
ADAPTED TO P&ID REVISION	05
CLIENT	Bushehr Petrochemical Company (BUPC)
CLIENT REF.	Bushehr MEG Plant Project
AIRPACK REF.	17811-05A

DRAWN BY	MaGo
CHECKED BY	RBE
LAST MODIFICATION DATE	13-7-2022
AIRPACK DWG NO.	17811-05
REVISION	06
TOTAL PAGE AMOUNT	46

= 20-C-1002
+ UCP-C1002-01
CURRENT PAGE

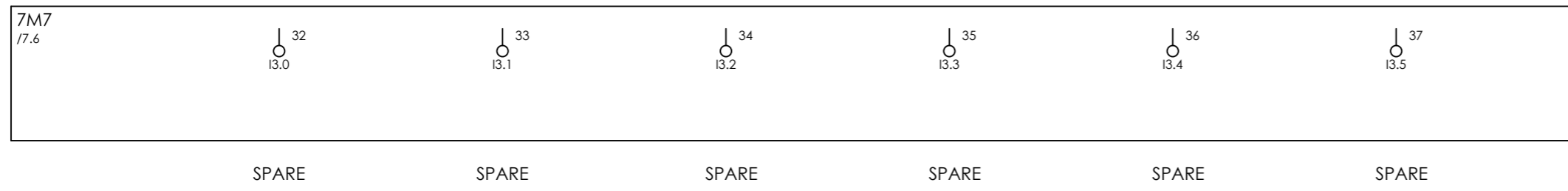


CLIENT DWG NO.	BU-20-VD-303-IN-DIG-0043
EQUIPMENT NO.	20-C-1002
EQUIPMENT LOCATION	Iran, Onshore

SUBJECT DIGITAL INPUTS II [7M7]	
ADAPTED TO P&ID REVISION	05
CLIENT	Bushehr Petrochemical Company (BUPC)
CLIENT REF.	Bushehr MEG Plant Project
AIRPACK REF.	17811-05A

DRAWN BY	MaGo
CHECKED BY	RBE
LAST MODIFICATION DATE	13-7-2022
AIRPACK DWG NO.	17811-05
REVISION	06
TOTAL PAGE AMOUNT	47

= 20-C-1002
+ UCP-C1002-01
CURRENT PAGE

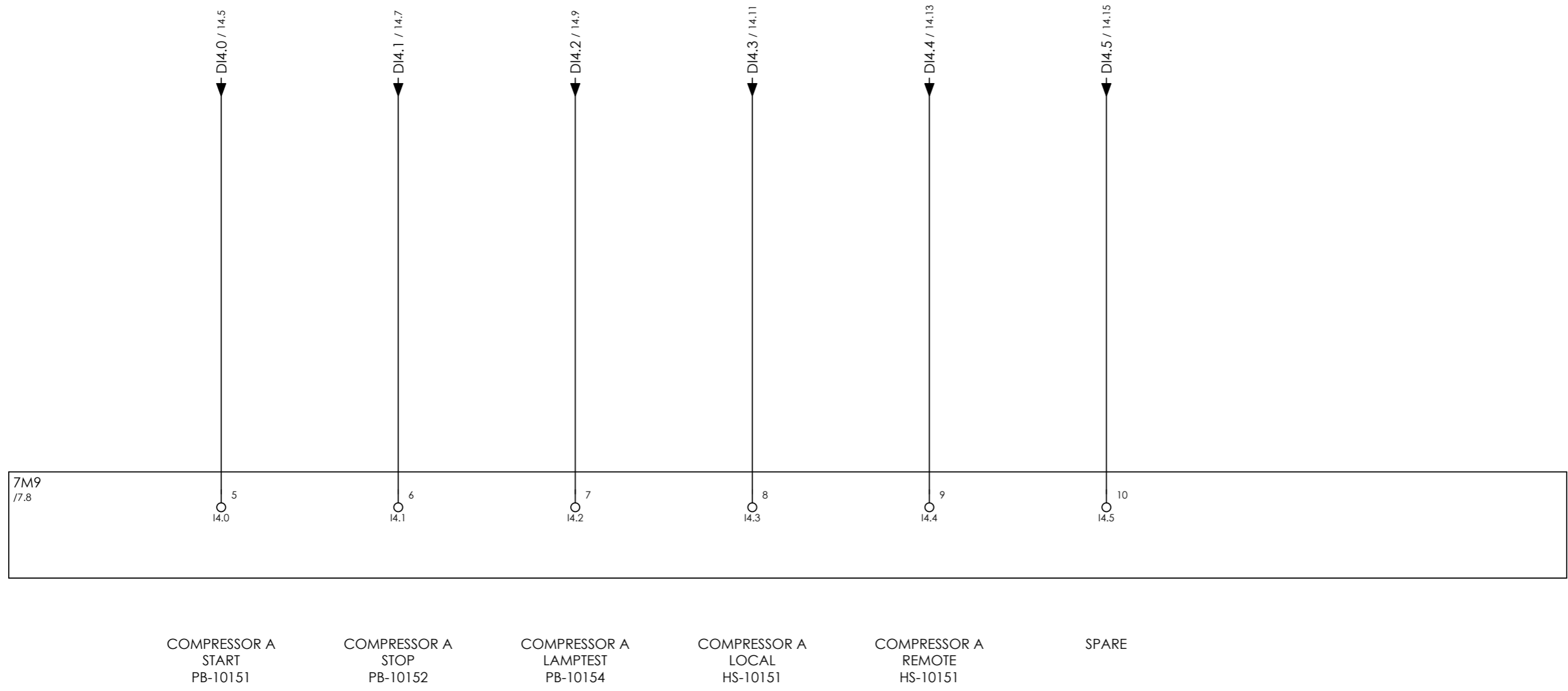


CLIENT DWG NO.	BU-20-VD-303-IN-DIG-0043
EQUIPMENT NO.	20-C-1002
EQUIPMENT LOCATION	Iran, Onshore
THIS DRAWING IS OWNED BY AIRPACK, AND SHALL NOT BE PRINTED OR COPIED IN ANY OTHER WAY THAN WITH AIRPACKS PERMISSION!	

SUBJECT DIGITAL INPUTS II [7M7]	
ADAPTED TO P&ID REVISION	05
CLIENT	Bushehr Petrochemical Company (BUPC)
CLIENT REF.	Bushehr MEG Plant Project
AIRPACK REF.	17811-05A

DRAWN BY	MaGo
CHECKED BY	RBE
LAST MODIFICATION DATE	13-7-2022
AIRPACK DWG NO.	17811-05
REVISION	06
TOTAL PAGE AMOUNT	48

= 20-C-1002
+ UCP-C1002-01
CURRENT PAGE

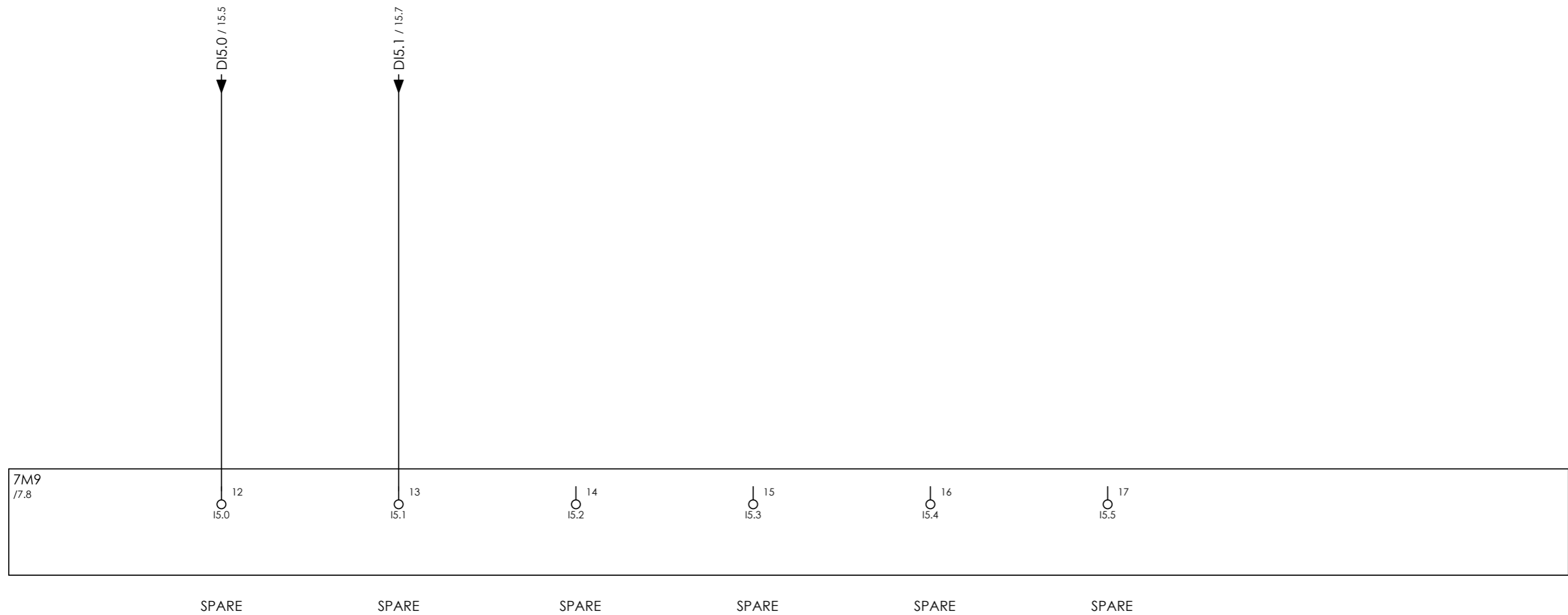


CLIENT DWG NO.	BU-20-VD-303-IN-DIG-0043
EQUIPMENT NO.	20-C-1002
EQUIPMENT LOCATION	Iran, Onshore

SUBJECT DIGITAL INPUTS II [7M9]	
ADAPTED TO P&ID REVISION	05
CLIENT	Bushehr Petrochemical Company (BUPC)
CLIENT REF.	Bushehr MEG Plant Project
AIRPACK REF.	17811-05A

DRAWN BY	MaGo
CHECKED BY	RBE
LAST MODIFICATION DATE	13-7-2022
AIRPACK DWG NO.	17811-05
REVISION	06
TOTAL PAGE AMOUNT	49

= 20-C-1002
+ UCP-C1002-01
CURRENT PAGE

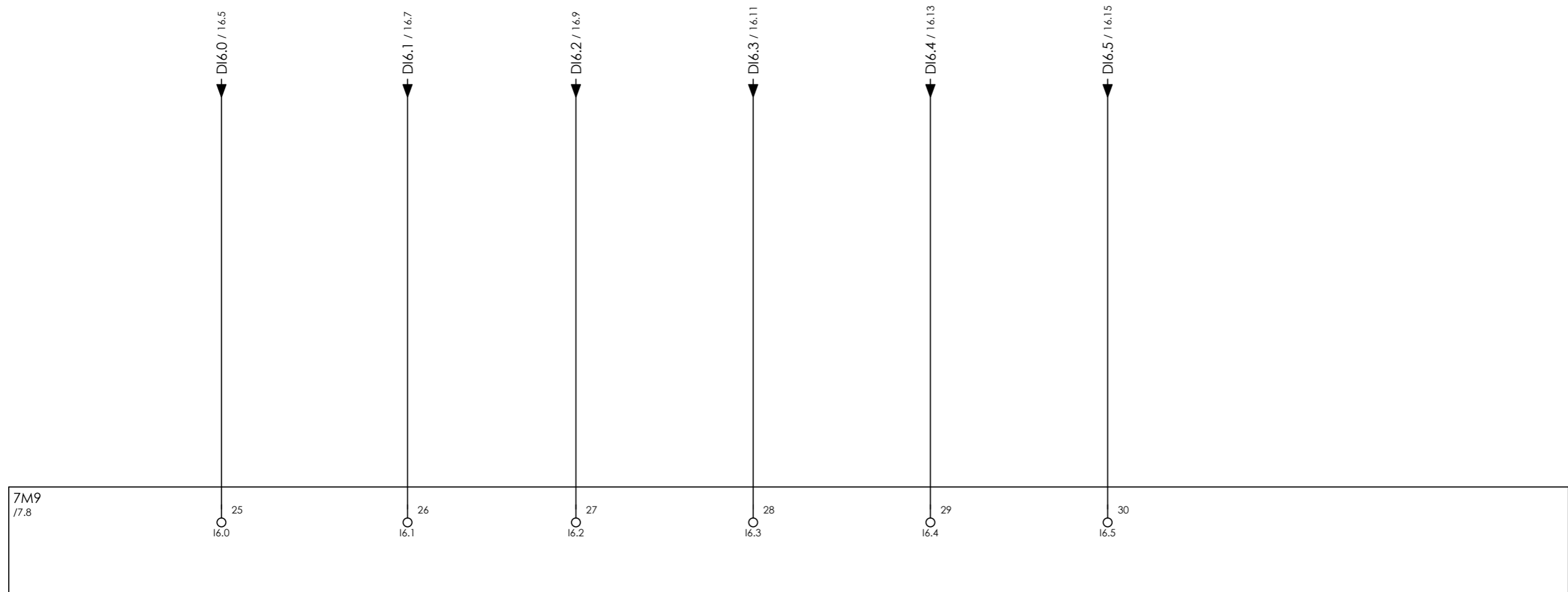


CLIENT DWG NO.	BU-20-VD-303-IN-DIG-0043
EQUIPMENT NO.	20-C-1002
EQUIPMENT LOCATION	Iran, Onshore

SUBJECT DIGITAL INPUTS II [7M9]	
ADAPTED TO P&ID REVISION	05
CLIENT	Bushehr Petrochemical Company (BUPC)
CLIENT REF.	Bushehr MEG Plant Project
AIRPACK REF.	17811-05A

DRAWN BY	MaGo
CHECKED BY	RBE
LAST MODIFICATION DATE	13-7-2022
AIRPACK DWG NO.	17811-05
REVISION	06
TOTAL PAGE AMOUNT	50

= 20-C-1002
+ UCP-C1002-01
CURRENT PAGE



COMPRESSOR A
MAIN MOTOR 20-C-1002-M
RUNNING
XL-10124

COMPRESSOR A
MAIN MOTOR 20-C-1002-M
FAULT
YAL-10125

COMPRESSOR A
OIL HEATER LG-10151
RUNNING
XL-10126

COMPRESSOR A
OIL HEATER LG-10151
FAULT
YAL-10127

SPARE

SPARE

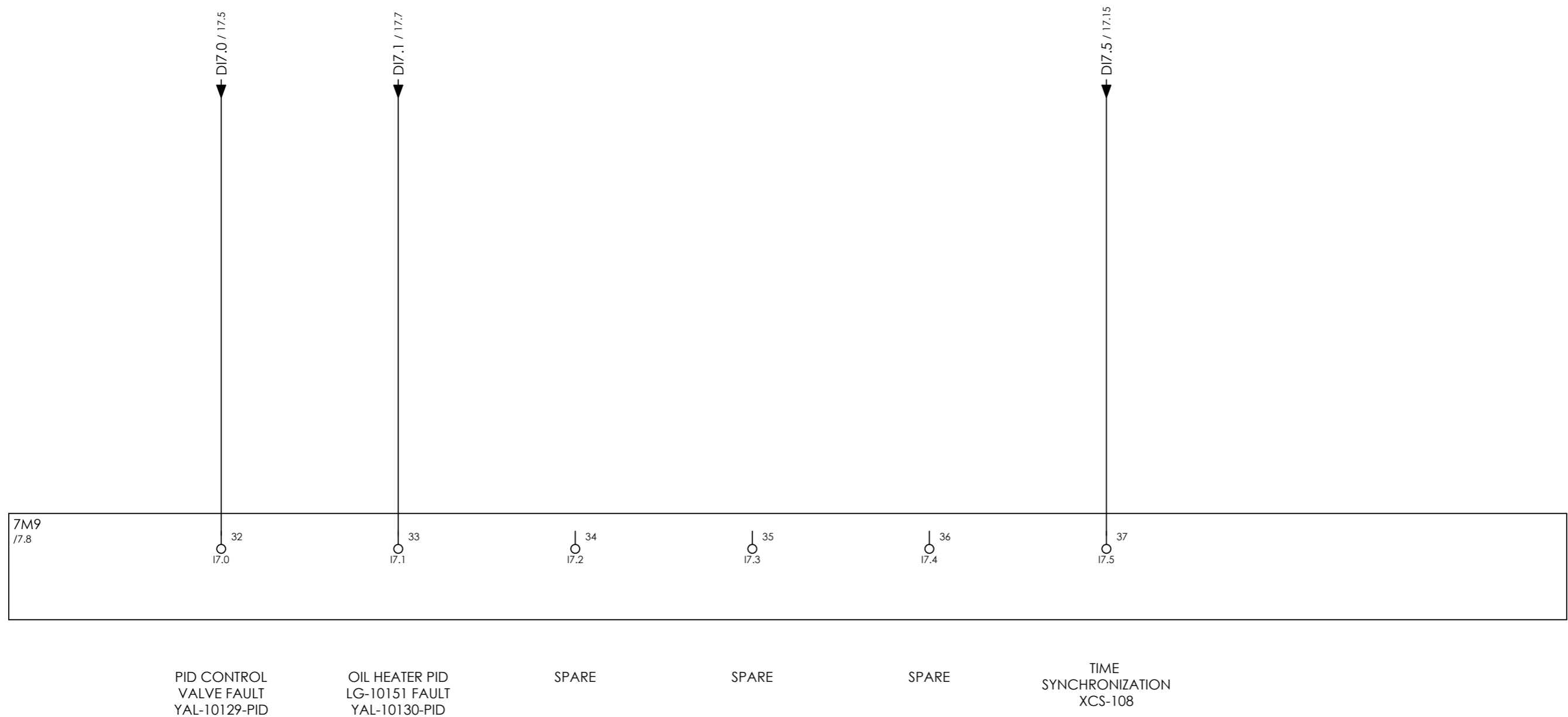


CLIENT DWG NO.	BU-20-VD-303-IN-DIG-0043
EQUIPMENT NO.	20-C-1002
EQUIPMENT LOCATION	Iran, Onshore
THIS DRAWING IS OWNED BY AIRPACK, AND SHALL NOT BE PRINTED OR COPIED IN ANY OTHER WAY THAN WITH AIRPACKS PERMISSION!	

SUBJECT DIGITAL INPUTS II [7M9]	
ADAPTED TO P&ID REVISION	05
CLIENT	Bushehr Petrochemical Company (BUPC)
CLIENT REF.	Bushehr MEG Plant Project
AIRPACK REF.	17811-05A

DRAWN BY	MaGo
CHECKED BY	RBE
LAST MODIFICATION DATE	13-7-2022
AIRPACK DWG NO.	17811-05
REVISION	06
TOTAL PAGE AMOUNT	51

= 20-C-1002
+ UCP-C1002-01
CURRENT PAGE

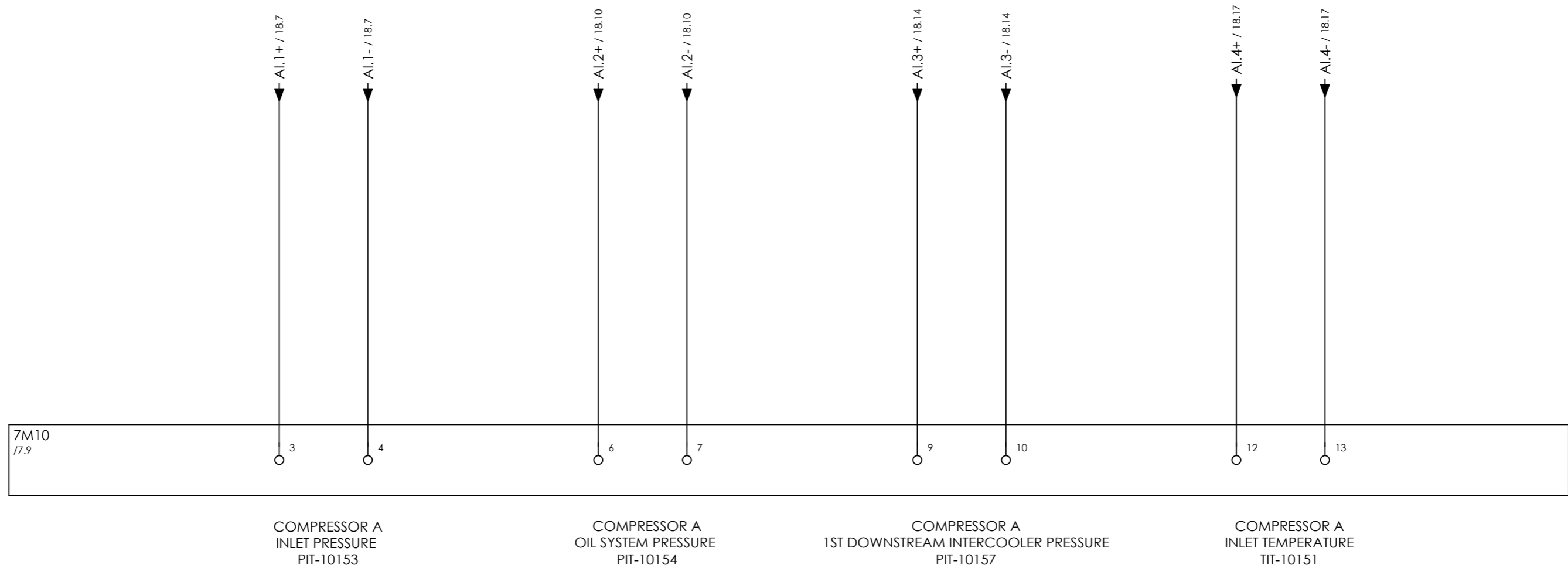


CLIENT DWG NO.	BU-20-VD-303-IN-DIG-0043
EQUIPMENT NO.	20-C-1002
EQUIPMENT LOCATION	Iran, Onshore

SUBJECT DIGITAL INPUTS II [7M9]	
ADAPTED TO P&ID REVISION	05
CLIENT	Bushehr Petrochemical Company (BUPC)
CLIENT REF.	Bushehr MEG Plant Project
AIRPACK REF.	17811-05A

DRAWN BY	MaGo
CHECKED BY	RBE
LAST MODIFICATION DATE	13-7-2022
AIRPACK DWG NO.	17811-05
REVISION	06
TOTAL PAGE AMOUNT	52

= 20-C-1002
+ UCP-C1002-01
CURRENT PAGE

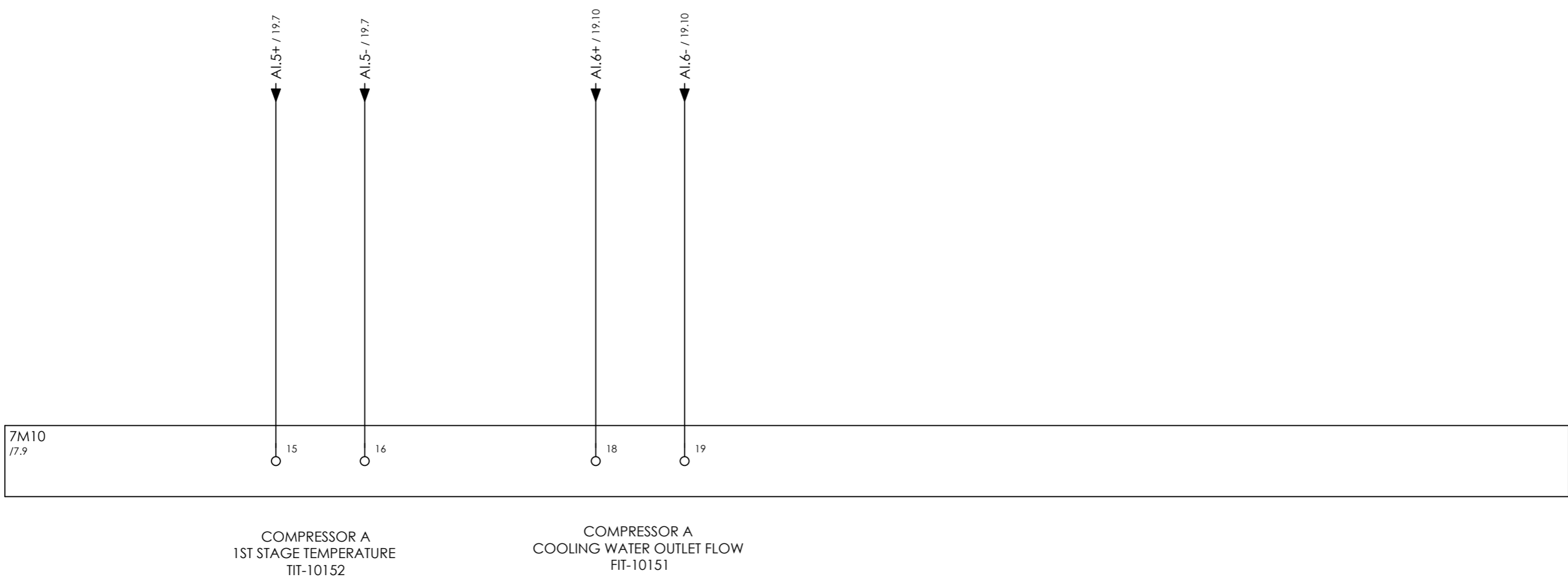


CLIENT DWG NO.	BU-20-VD-303-IN-DIG-0043
EQUIPMENT NO.	20-C-1002
EQUIPMENT LOCATION	Iran, Onshore
THIS DRAWING IS OWNED BY AIRPACK, AND SHALL NOT BE PRINTED OR COPIED IN ANY OTHER WAY THAN WITH AIRPACKS PERMISSION!	

SUBJECT ANALOG INPUTS II [7M10]	
ADAPTED TO P&ID REVISION	05
CLIENT	Bushehr Petrochemical Company (BUPC)
CLIENT REF.	Bushehr MEG Plant Project
AIRPACK REF.	17811-05A

DRAWN BY	MaGo
CHECKED BY	RBE
LAST MODIFICATION DATE	13-7-2022
AIRPACK DWG NO.	17811-05
REVISION	06
TOTAL PAGE AMOUNT	53

= 20-C-1002
+ UCP-C1002-01
CURRENT PAGE

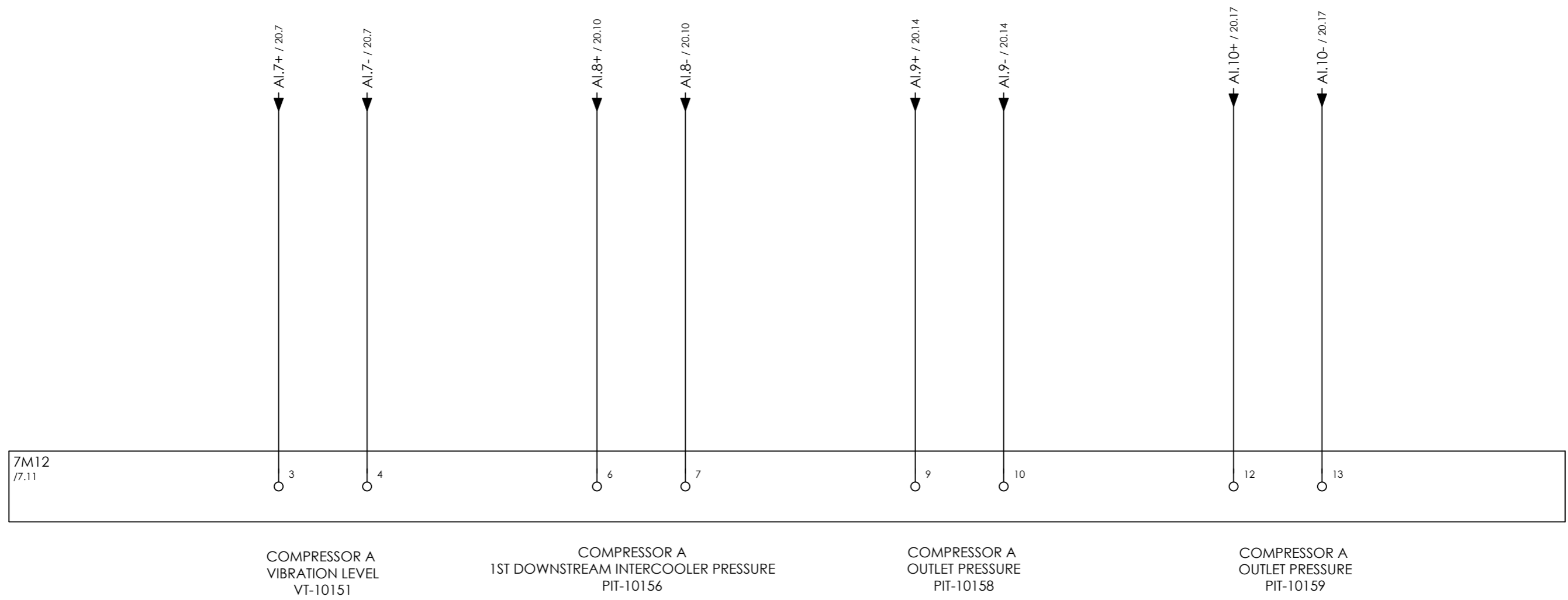


CLIENT DWG NO.	BU-20-VD-303-IN-DIG-0043
EQUIPMENT NO.	20-C-1002
EQUIPMENT LOCATION	Iran, Onshore
THIS DRAWING IS OWNED BY AIRPACK, AND SHALL NOT BE PRINTED OR COPIED IN ANY OTHER WAY THAN WITH AIRPACKS PERMISSION!	

SUBJECT ANALOG INPUTS II [7M10]	
ADAPTED TO P&ID REVISION	05
CLIENT	Bushehr Petrochemical Company (BUPC)
CLIENT REF.	Bushehr MEG Plant Project
AIRPACK REF.	17811-05A

DRAWN BY	MaGo
CHECKED BY	RBE
LAST MODIFICATION DATE	13-7-2022
AIRPACK DWG NO.	17811-05
REVISION	06
TOTAL PAGE AMOUNT	54

= 20-C-1002
+ UCP-C1002-01
CURRENT PAGE

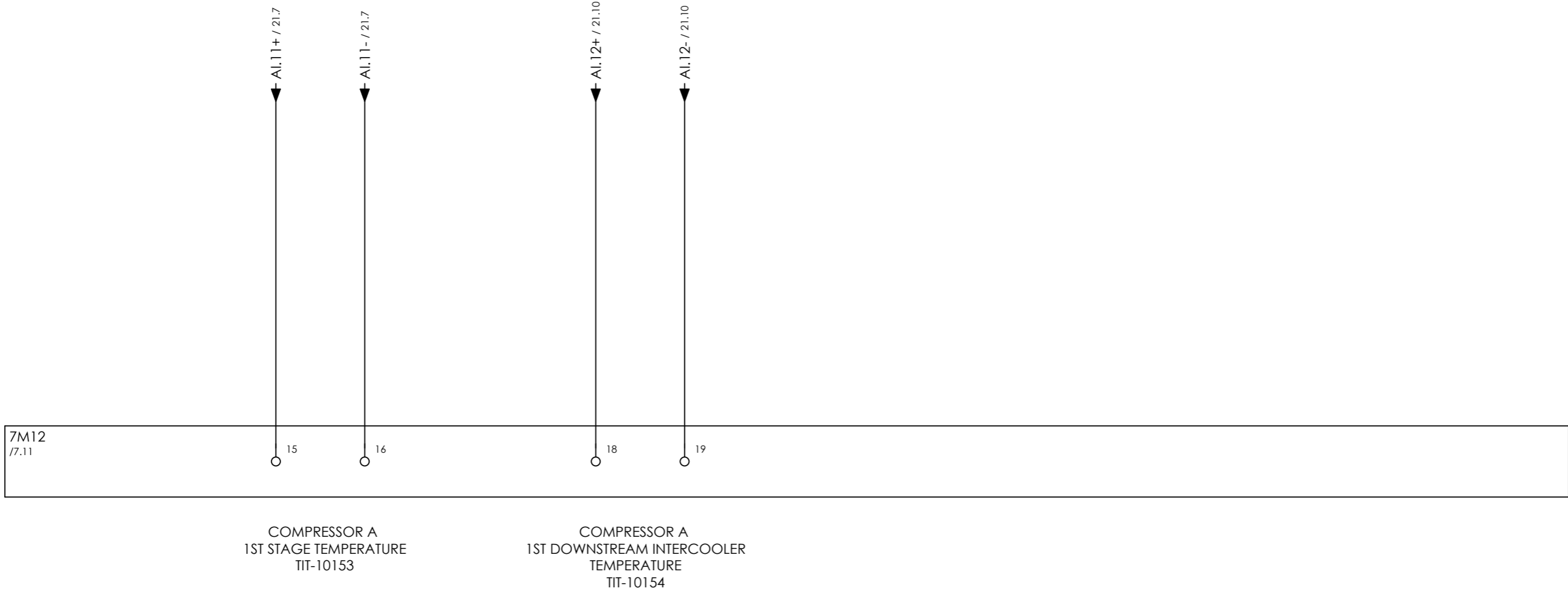


CLIENT DWG NO.	BU-20-VD-303-IN-DIG-0043
EQUIPMENT NO.	20-C-1002
EQUIPMENT LOCATION	Iran, Onshore
THIS DRAWING IS OWNED BY AIRPACK, AND SHALL NOT BE PRINTED OR COPIED IN ANY OTHER WAY THAN WITH AIRPACKS PERMISSION!	

SUBJECT ANALOG INPUTS II [7M12]	
ADAPTED TO P&ID REVISION	05
CLIENT	Bushehr Petrochemical Company (BUPC)
CLIENT REF.	Bushehr MEG Plant Project
AIRPACK REF.	17811-05A

DRAWN BY	MaGo
CHECKED BY	RBE
LAST MODIFICATION DATE	13-7-2022
AIRPACK DWG NO.	17811-05
REVISION	06
TOTAL PAGE AMOUNT	55

= 20-C-1002
+ UCP-C1002-01
CURRENT PAGE

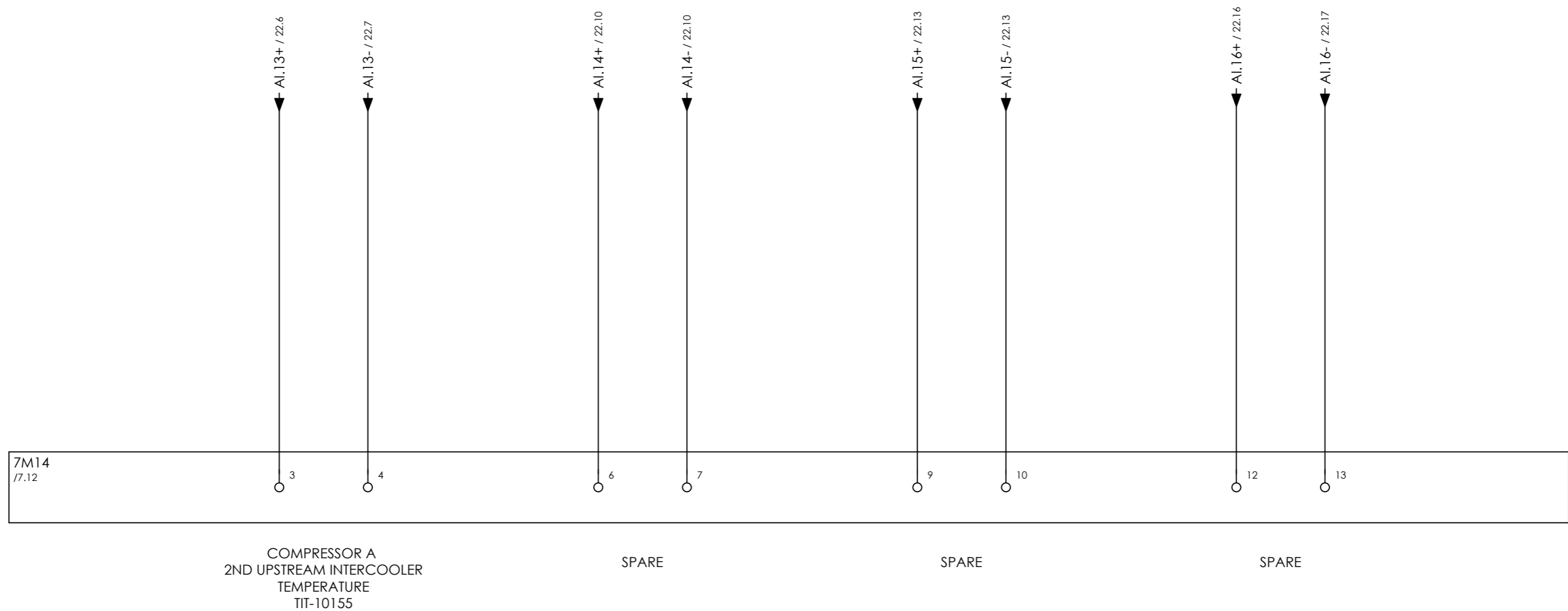


CLIENT DWG NO.	BU-20-VD-303-IN-DIG-0043
EQUIPMENT NO.	20-C-1002
EQUIPMENT LOCATION	Iran, Onshore
THIS DRAWING IS OWNED BY AIRPACK, AND SHALL NOT BE PRINTED OR COPIED IN ANY OTHER WAY THAN WITH AIRPACKS PERMISSION!	

SUBJECT ANALOG INPUTS II [7M12]	
ADAPTED TO P&ID REVISION	05
CLIENT	Bushehr Petrochemical Company (BUPC)
CLIENT REF.	Bushehr MEG Plant Project
AIRPACK REF.	17811-05A

DRAWN BY	MaGo
CHECKED BY	RBE
LAST MODIFICATION DATE	13-7-2022
AIRPACK DWG NO.	17811-05
REVISION	06
TOTAL PAGE AMOUNT	56

= 20-C-1002
+ UCP-C1002-01
CURRENT PAGE



CLIENT DWG NO.	BU-20-VD-303-IN-DIG-0043
EQUIPMENT NO.	20-C-1002
EQUIPMENT LOCATION	Iran, Onshore
THIS DRAWING IS OWNED BY AIRPACK, AND SHALL NOT BE PRINTED OR COPIED IN ANY OTHER WAY THAN WITH AIRPACKS PERMISSION!	

SUBJECT ANALOG INPUTS II [7M14]	
ADAPTED TO P&ID REVISION	05
CLIENT	Bushehr Petrochemical Company (BUPC)
CLIENT REF.	Bushehr MEG Plant Project
AIRPACK REF.	17811-05A

DRAWN BY	MaGo
CHECKED BY	RBE
LAST MODIFICATION DATE	13-7-2022
AIRPACK DWG NO.	17811-05
REVISION	06
TOTAL PAGE AMOUNT	57

= 20-C-1002
+ UCP-C1002-01
CURRENT PAGE



SPARE

SPARE




CLIENT DWG NO.	BU-20-VD-303-IN-DIG-0043
EQUIPMENT NO.	20-C-1002
EQUIPMENT LOCATION	Iran, Onshore
THIS DRAWING IS OWNED BY AIRPACK, AND SHALL NOT BE PRINTED OR COPIED IN ANY OTHER WAY THAN WITH AIRPACKS PERMISSION!	

SUBJECT ANALOG INPUTS II [7M14]	
ADAPTED TO P&ID REVISION	05
CLIENT	Bushehr Petrochemical Company (BUPC)
CLIENT REF.	Bushehr MEG Plant Project
AIRPACK REF.	17811-05A

DRAWN BY	MaGo
CHECKED BY	RBE
LAST MODIFICATION DATE	13-7-2022
AIRPACK DWG NO.	17811-05
REVISION	06
TOTAL PAGE AMOUNT	58

= 20-C-1002
+ UCP-C1002-01
CURRENT PAGE



ESD RELAY 01

ESD RELAY 02

SPARE

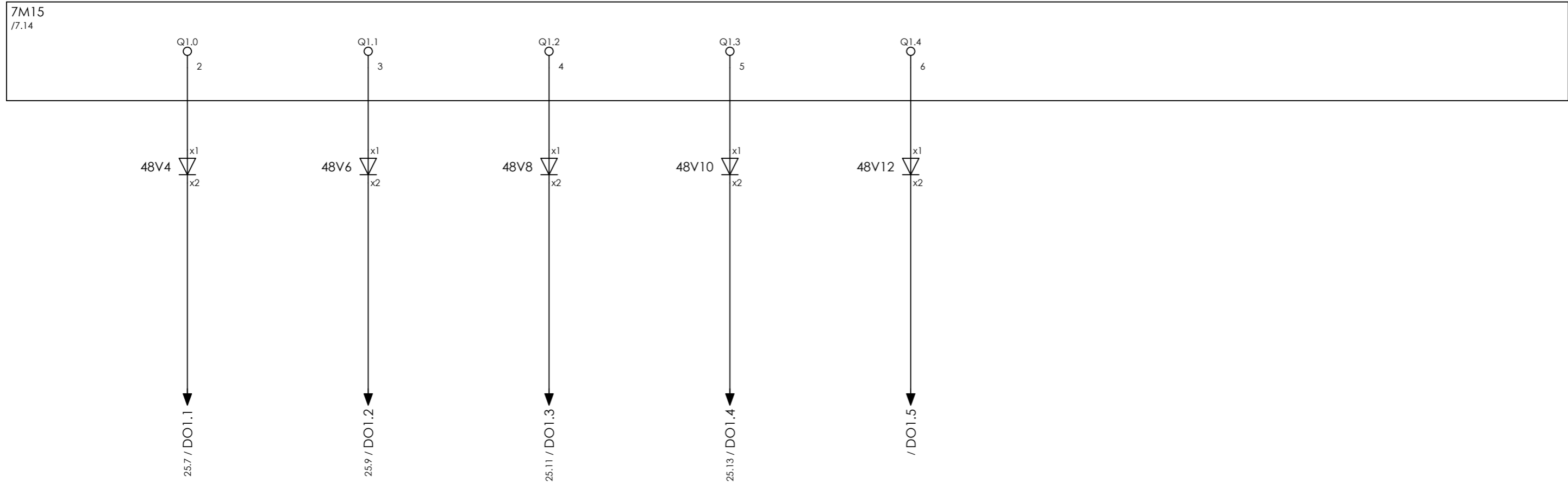
SPARE

SPARE



CLIENT DWG NO.	BU-20-VD-303-IN-DIG-0043
EQUIPMENT NO.	20-C-1002
EQUIPMENT LOCATION	Iran, Onshore
THIS DRAWING IS OWNED BY AIRPACK, AND SHALL NOT BE PRINTED OR COPIED IN ANY OTHER WAY THAN WITH AIRPACKS PERMISSION!	

SUBJECT		DRAWN BY	MaGo	= 20-C-1002
DIGITAL OUTPUTS II [7M15]		CHECKED BY	RBE	+ UCP-C1002-01
ADAPTED TO P&ID REVISION	05	LAST MODIFICATION DATE	13-7-2022	CURRENT PAGE
CLIENT	Bushehr Petrochemical Company (BUPC)	AIRPACK DWG NO.	17811-05	
CLIENT REF.	Bushehr MEG Plant Project	REVISION	06	
AIRPACK REF.	17811-05A	TOTAL PAGE AMOUNT	59	



COMPRESSOR A
OPERATIONAL
XL-10156

COMPRESSOR A
RUNNING
XL-10157

COMPRESSOR A
COMMON ALARM
XL-10158

COMPRESSOR A
COMMON TRIP
XL-10159

COMPRESSOR A
HOURMETER
HM-10151



CLIENT DWG NO.	BU-20-VD-303-IN-DIG-0043
EQUIPMENT NO.	20-C-1002
EQUIPMENT LOCATION	Iran, Onshore

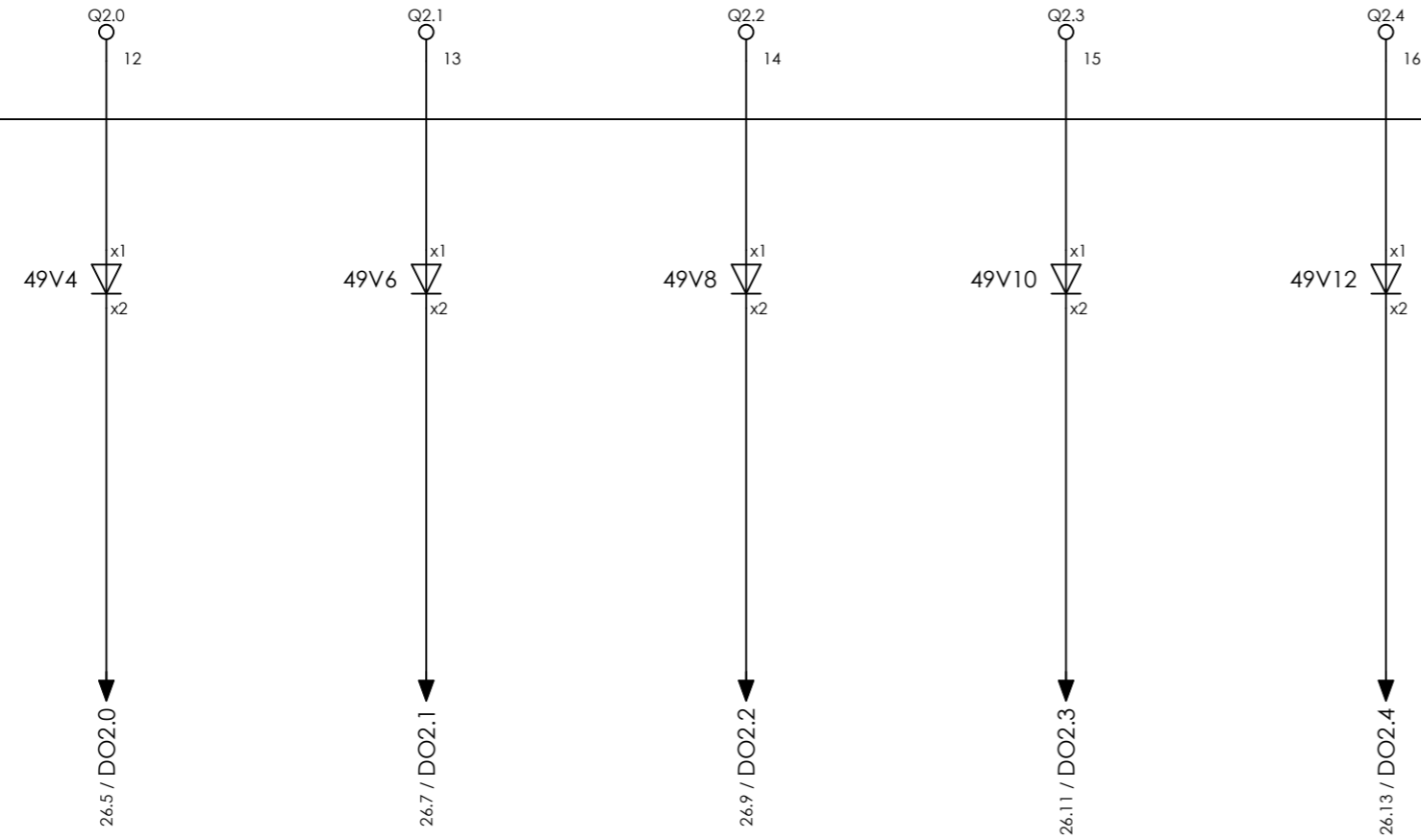
THIS DRAWING IS OWNED BY AIRPACK, AND SHALL NOT BE PRINTED OR COPIED IN ANY OTHER WAY THAN WITH AIRPACKS PERMISSION!

SUBJECT DIGITAL OUTPUTS II [7M15]	
ADAPTED TO P&ID REVISION	05
CLIENT	Bushehr Petrochemical Company (BUPC)
CLIENT REF.	Bushehr MEG Plant Project
AIRPACK REF.	17811-05A

DRAWN BY	MaGo
CHECKED BY	RBE
LAST MODIFICATION DATE	13-7-2022
AIRPACK DWG NO.	17811-05
REVISION	06
TOTAL PAGE AMOUNT	60

= 20-C-1002
+ UCP-C1002-01
CURRENT PAGE

7M16
/7.15



COMPRESSOR A
OPERATIONAL
XL-10151

COMPRESSOR A
RUNNING
XL-10152

COMPRESSOR A
COMMON ALARM
XL-10153

COMPRESSOR A
COMMON TRIP
XL-10154

SPARE



CLIENT DWG NO.	BU-20-VD-303-IN-DIG-0043
EQUIPMENT NO.	20-C-1002
EQUIPMENT LOCATION	Iran, Onshore

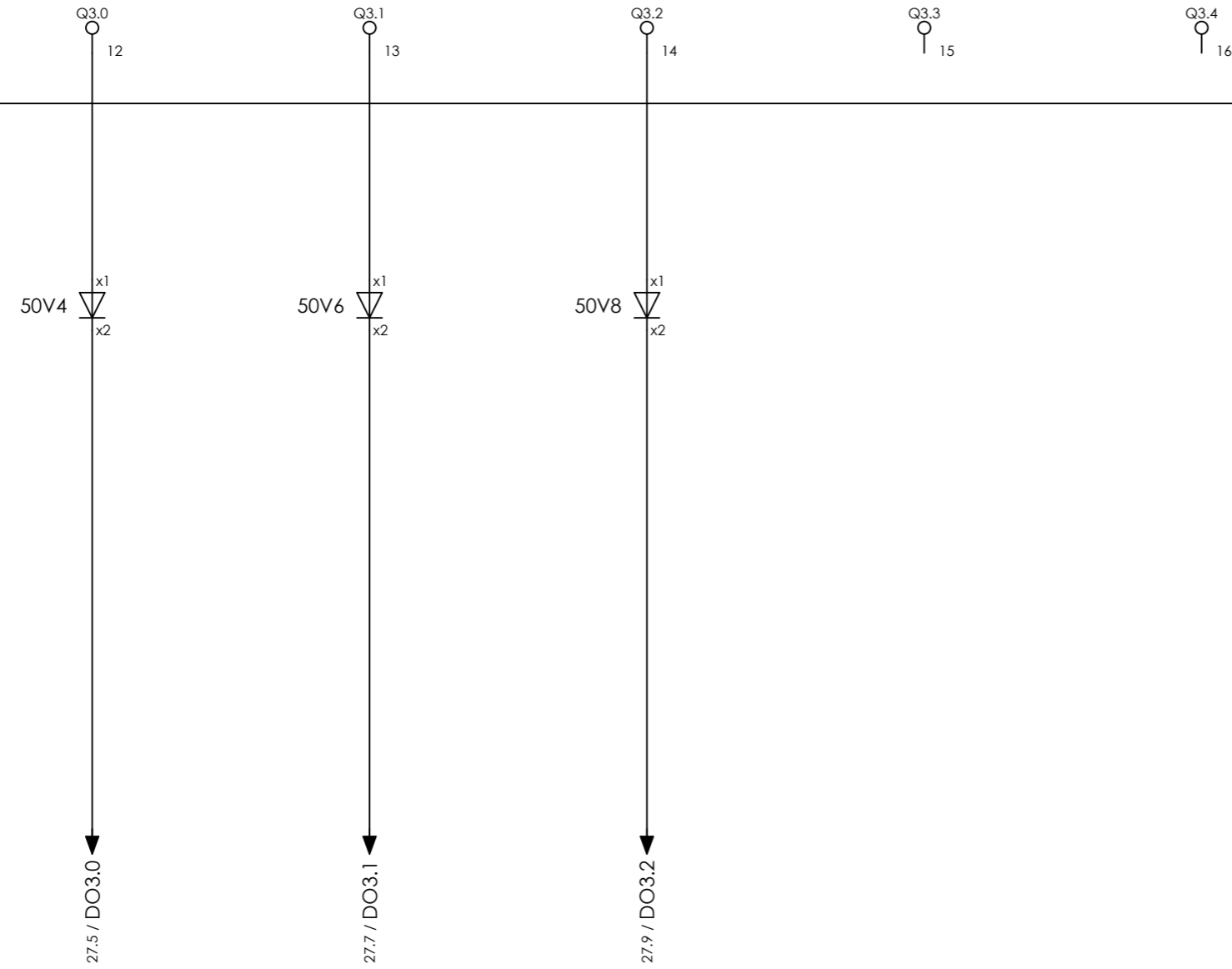
THIS DRAWING IS OWNED BY AIRPACK, AND SHALL NOT BE PRINTED OR COPIED IN ANY OTHER WAY THAN WITH AIRPACKS PERMISSION!

SUBJECT DIGITAL OUTPUTS II [7M16]	
ADAPTED TO P&ID REVISION	05
CLIENT	Bushehr Petrochemical Company (BUPC)
CLIENT REF.	Bushehr MEG Plant Project
AIRPACK REF.	17811-05A

DRAWN BY	MaGo
CHECKED BY	RBE
LAST MODIFICATION DATE	13-7-2022
AIRPACK DWG NO.	17811-05
REVISION	06
TOTAL PAGE AMOUNT	61

= 20-C-1002
+ UCP-C1002-01
CURRENT PAGE

7M16
/7.15



SPARE

SPARE

COMPRESSOR A
FORCED SHUTDOWN
HS-10121-SD

SPARE

SPARE

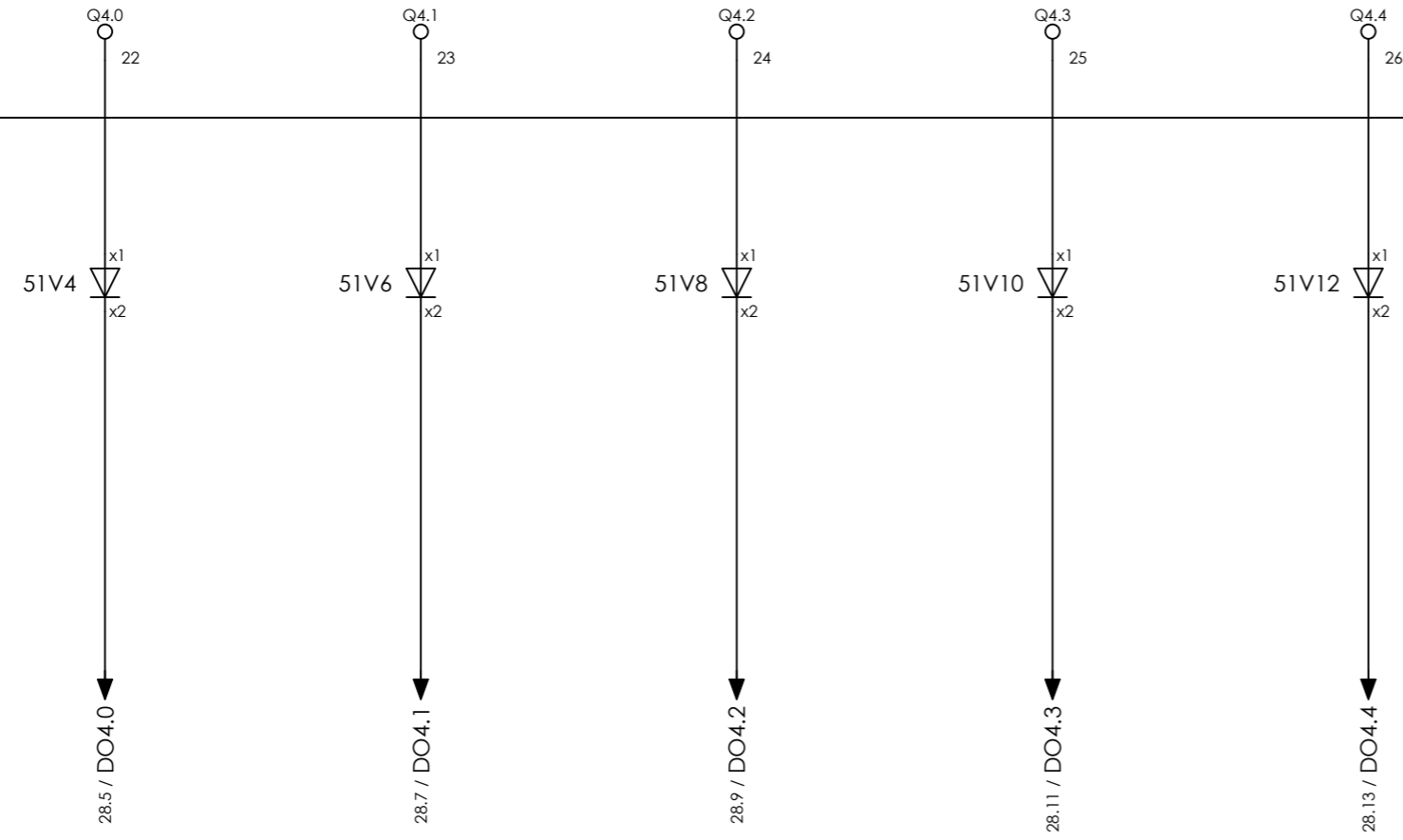


CLIENT DWG NO.	BU-20-VD-303-IN-DIG-0043
EQUIPMENT NO.	20-C-1002
EQUIPMENT LOCATION	Iran, Onshore

THIS DRAWING IS OWNED BY AIRPACK, AND SHALL NOT BE PRINTED OR COPIED IN ANY OTHER WAY THAN WITH AIRPACKS PERMISSION!

SUBJECT		DRAWN BY	MaGo	= 20-C-1002
DIGITAL OUTPUTS II [7M16]		CHECKED BY	RBE	+ UCP-C1002-01
ADAPTED TO P&ID REVISION	05	LAST MODIFICATION DATE	13-7-2022	CURRENT PAGE
CLIENT	Bushehr Petrochemical Company (BUPC)	AIRPACK DWG NO.	17811-05	
CLIENT REF.	Bushehr MEG Plant Project	REVISION	06	
AIRPACK REF.	17811-05A	TOTAL PAGE AMOUNT	62	

7M18
/7.17



COMPRESSOR A
SOLENOID VALVE
XY-10151

COMPRESSOR A
SOLENOID VALVE
XY-10152

SPARE

SPARE

PID CONTROL
ACTIVE
XS-10128-PID



CLIENT DWG NO.	BU-20-VD-303-IN-DIG-0043
EQUIPMENT NO.	20-C-1002
EQUIPMENT LOCATION	Iran, Onshore

THIS DRAWING IS OWNED BY AIRPACK, AND SHALL NOT BE PRINTED OR COPIED IN ANY OTHER WAY THAN WITH AIRPACKS PERMISSION!

SUBJECT DIGITAL OUTPUTS II [7M18]	
ADAPTED TO P&ID REVISION	05
CLIENT	Bushehr Petrochemical Company (BUPC)
CLIENT REF.	Bushehr MEG Plant Project
AIRPACK REF.	17811-05A

DRAWN BY	MaGo
CHECKED BY	RBE
LAST MODIFICATION DATE	13-7-2022
AIRPACK DWG NO.	17811-05
REVISION	06
TOTAL PAGE AMOUNT	63

= 20-C-1002
+ UCP-C1002-01
CURRENT PAGE

7M18
/7.17

Q5.0
22

Q5.1
23

Q5.2
24

Q5.3
25

Q5.4
26

SPARE

SPARE

SPARE

SPARE

SPARE



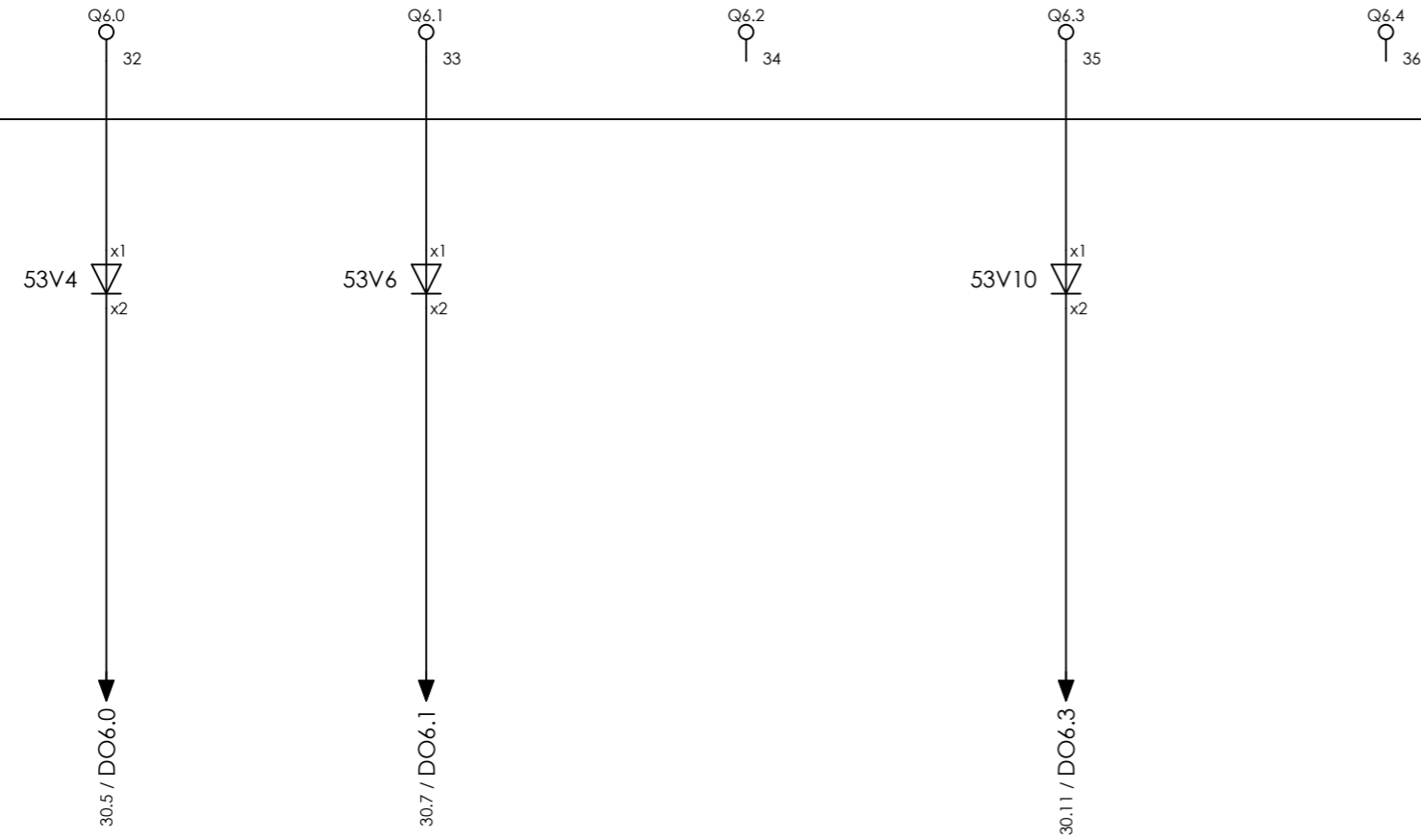
CLIENT DWG NO.	BU-20-VD-303-IN-DIG-0043
EQUIPMENT NO.	20-C-1002
EQUIPMENT LOCATION	Iran, Onshore
THIS DRAWING IS OWNED BY AIRPACK, AND SHALL NOT BE PRINTED OR COPIED IN ANY OTHER WAY THAN WITH AIRPACKS PERMISSION!	

SUBJECT DIGITAL OUTPUTS II [7M18]	
ADAPTED TO P&ID REVISION	05
CLIENT	Bushehr Petrochemical Company (BUPC)
CLIENT REF.	Bushehr MEG Plant Project
AIRPACK REF.	17811-05A

DRAWN BY	MaGo
CHECKED BY	RBE
LAST MODIFICATION DATE	13-7-2022
AIRPACK DWG NO.	17811-05
REVISION	06
TOTAL PAGE AMOUNT	64

= 20-C-1002
+ UCP-C1002-01
CURRENT PAGE

7M19
/7.18



COMPRESSOR A
MAIN MOTOR 20-M-1002
START/STOP
XS-10122-ST/SP

COMPRESSOR A
OIL HEATER LG-10151
ON/OFF
XS-10123-ST/SP

SPARE

S/D STATUS
XAL-108-2

SPARE



CLIENT DWG NO.	BU-20-VD-303-IN-DIG-0043
EQUIPMENT NO.	20-C-1002
EQUIPMENT LOCATION	Iran, Onshore
THIS DRAWING IS OWNED BY AIRPACK, AND SHALL NOT BE PRINTED OR COPIED IN ANY OTHER WAY THAN WITH AIRPACKS PERMISSION!	

SUBJECT DIGITAL OUTPUTS II [7M19]	
ADAPTED TO P&ID REVISION	05
CLIENT	Bushehr Petrochemical Company (BUPC)
CLIENT REF.	Bushehr MEG Plant Project
AIRPACK REF.	17811-05A

DRAWN BY	MaGo
CHECKED BY	RBE
LAST MODIFICATION DATE	13-7-2022
AIRPACK DWG NO.	17811-05
REVISION	06
TOTAL PAGE AMOUNT	65

= 20-C-1002
+ UCP-C1002-01
CURRENT PAGE

7M19
/7.18

Q7.0
32

Q7.1
33

Q7.2
34

Q7.3
35

Q7.4
36

SPARE

SPARE

SPARE

SPARE

SPARE

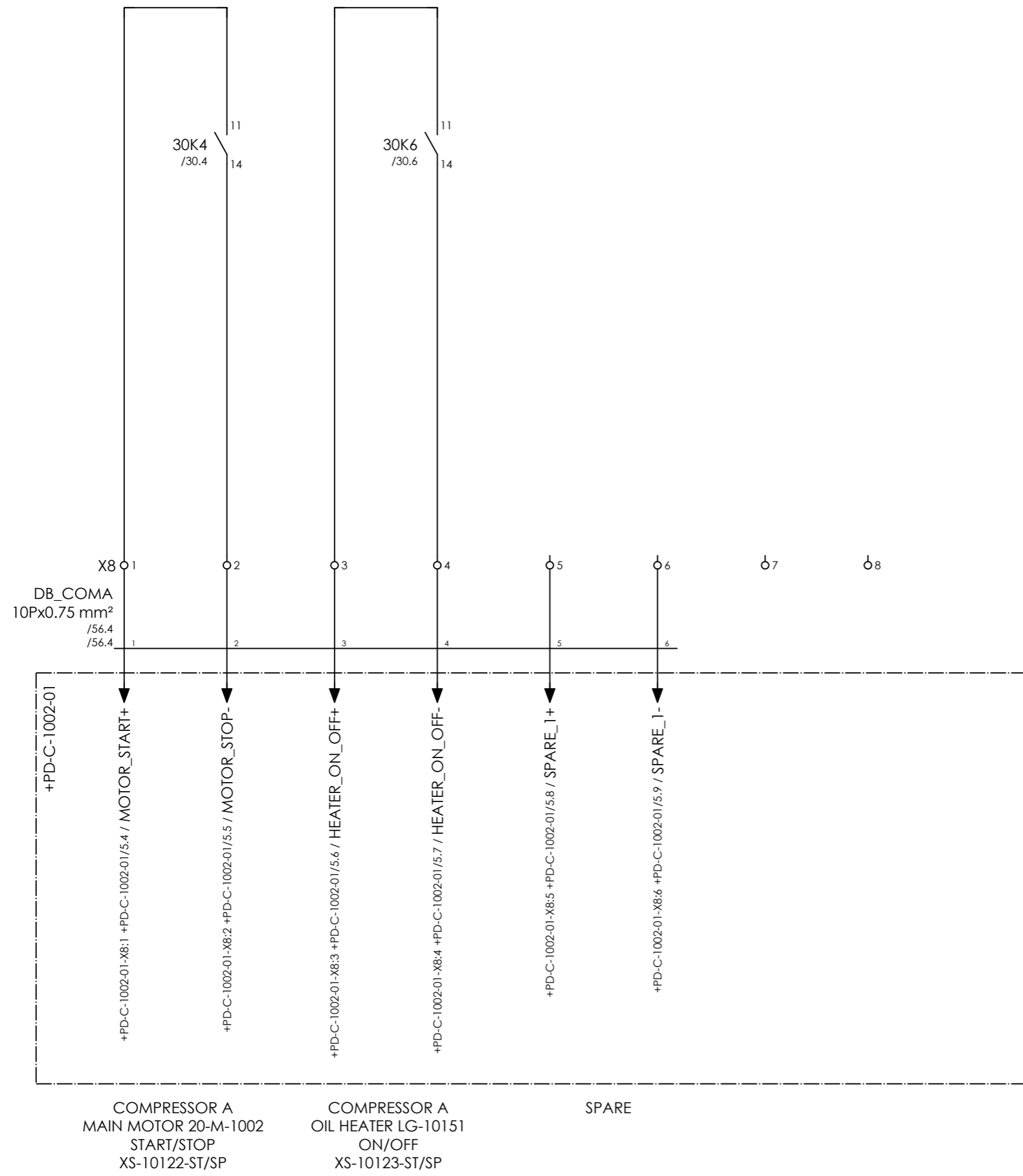


CLIENT DWG NO.	BU-20-VD-303-IN-DIG-0043
EQUIPMENT NO.	20-C-1002
EQUIPMENT LOCATION	Iran, Onshore
THIS DRAWING IS OWNED BY AIRPACK, AND SHALL NOT BE PRINTED OR COPIED IN ANY OTHER WAY THAN WITH AIRPACKS PERMISSION!	

SUBJECT DIGITAL OUTPUTS II [7M19]	
ADAPTED TO P&ID REVISION	05
CLIENT	Bushehr Petrochemical Company (BUPC)
CLIENT REF.	Bushehr MEG Plant Project
AIRPACK REF.	17811-05A

DRAWN BY	MaGo
CHECKED BY	RBE
LAST MODIFICATION DATE	13-7-2022
AIRPACK DWG NO.	17811-05
REVISION	06
TOTAL PAGE AMOUNT	66

= 20-C-1002
+ UCP-C1002-01
CURRENT PAGE

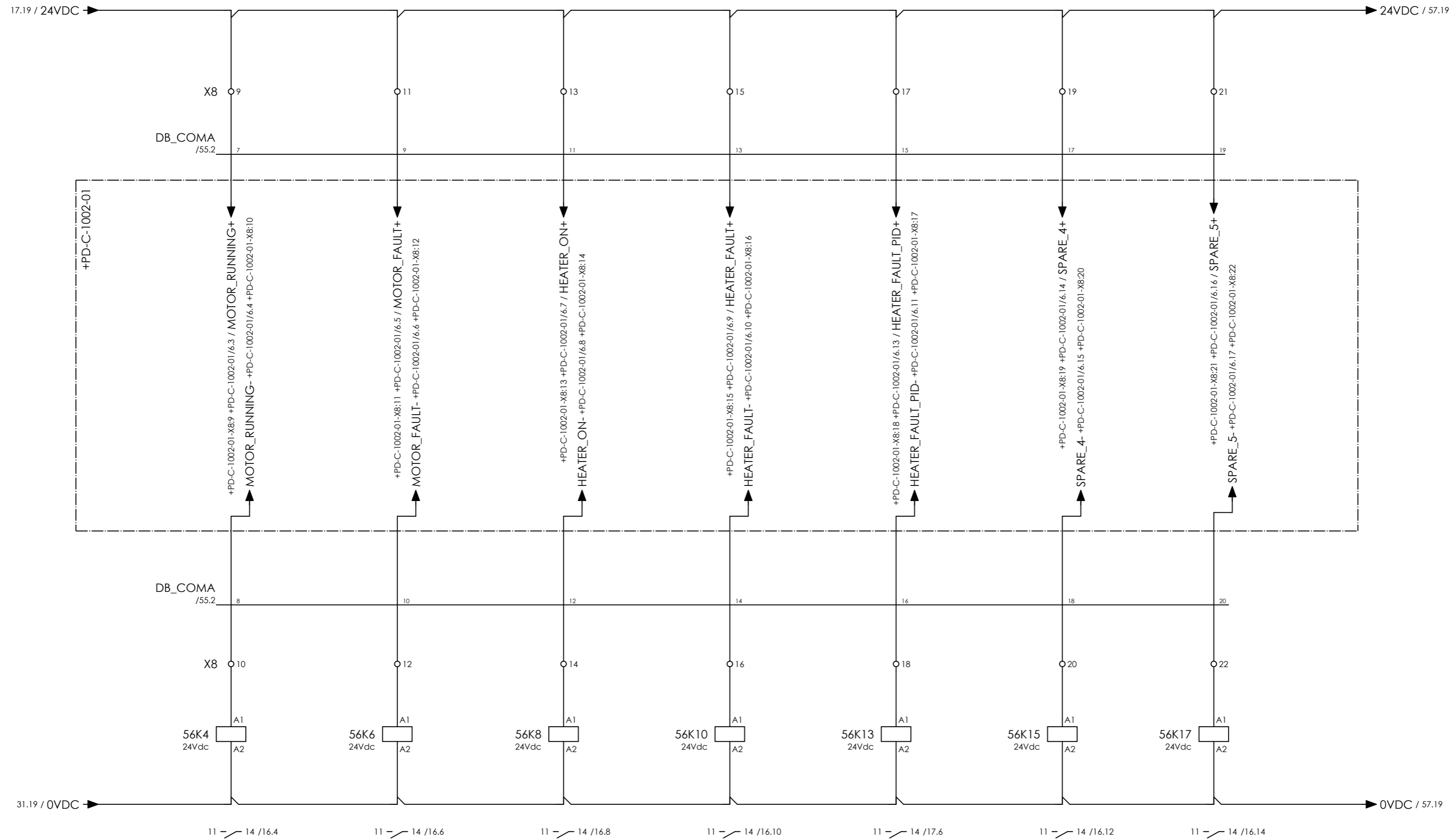


CLIENT DWG NO.	BU-20-VD-303-IN-DIG-0043
EQUIPMENT NO.	20-C-1002
EQUIPMENT LOCATION	Iran, Onshore

SUBJECT SIGNALS TO DISTRIBUTION BOARD	
ADAPTED TO P&ID REVISION	05
CLIENT	Bushehr Petrochemical Company (BUPC)
CLIENT REF.	Bushehr MEG Plant Project
AIRPACK REF.	17811-05A

DRAWN BY	MaGo
CHECKED BY	RBE
LAST MODIFICATION DATE	13-7-2022
AIRPACK DWG NO.	17811-05
REVISION	06
TOTAL PAGE AMOUNT	67

= 20-C-1002
+ UCP-C1002-01
CURRENT PAGE



COMPRESSOR A MAIN MOTOR 20-C-1002-M RUNNING XL-10124
 COMPRESSOR A MAIN MOTOR 20-C-1002-M FAULT YAL-10125
 COMPRESSOR A OIL HEATER LG-10151 RUNNING XL-10126
 COMPRESSOR A OIL HEATER LG-10151 FAULT YAL-10127
 OIL HEATER PID LG-10151 FAULT YAL-10130-PID
 SPARE
 SPARE

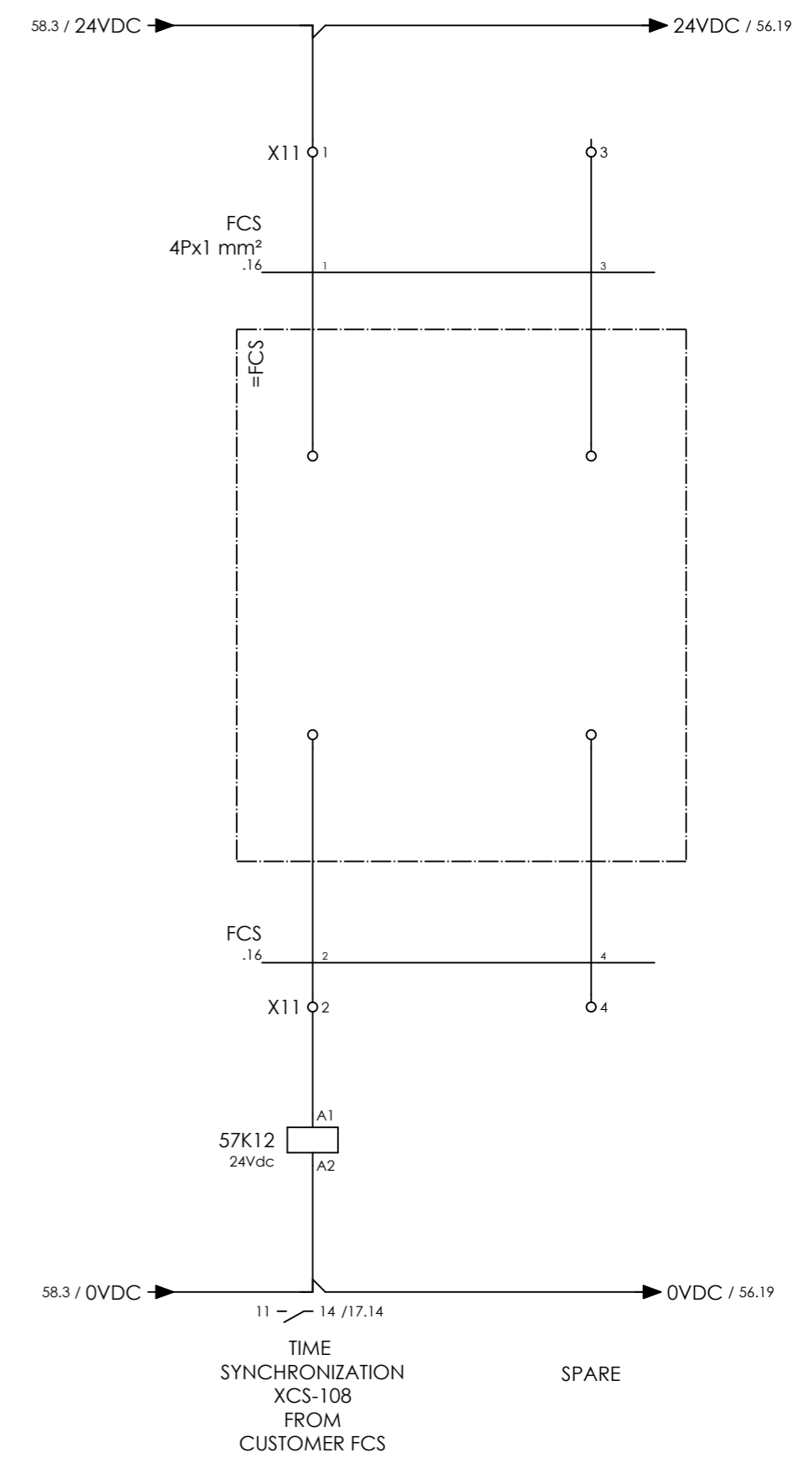
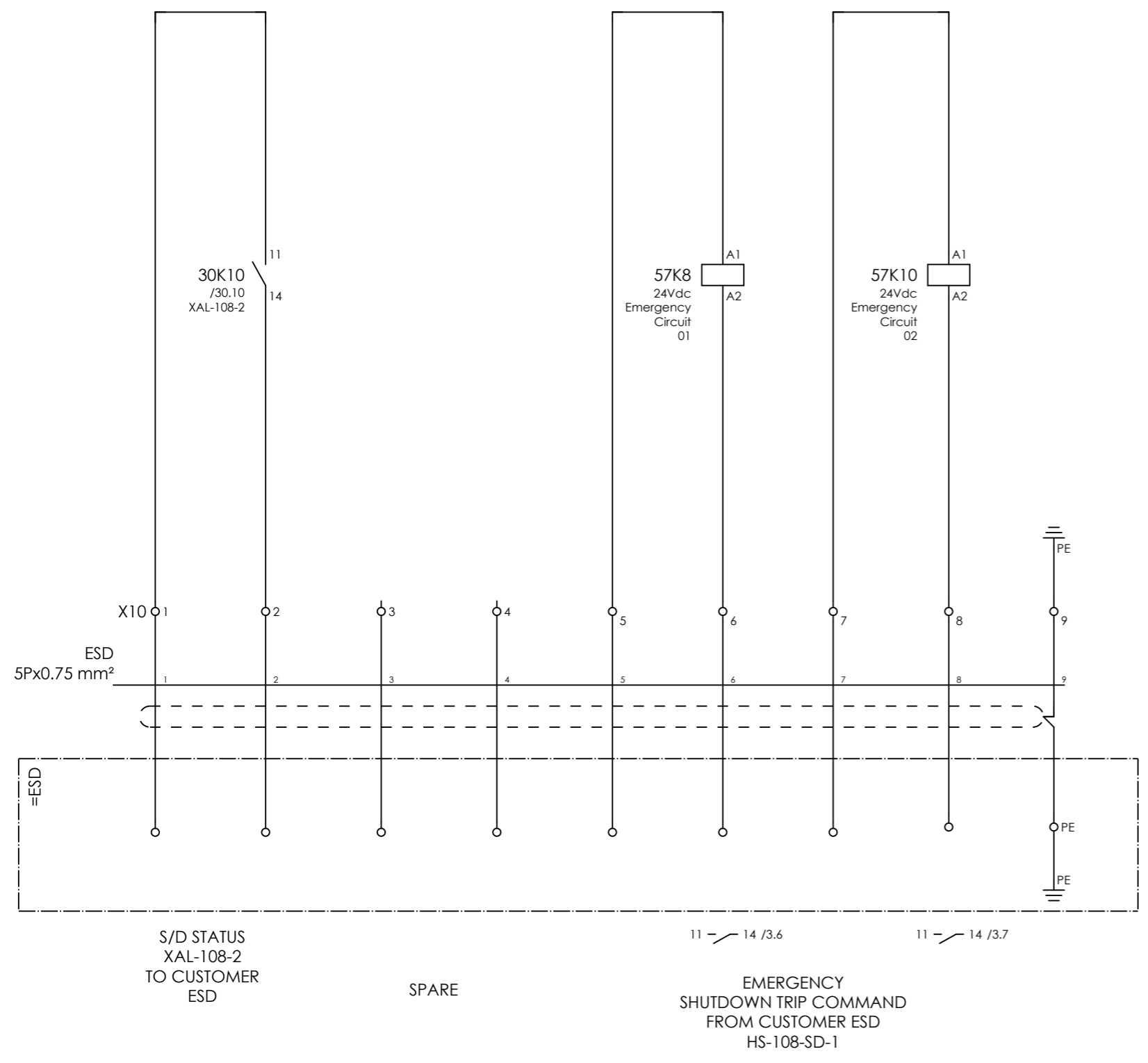


CLIENT DWG NO. BU-20-VD-303-IN-DIG-0043
 EQUIPMENT NO. 20-C-1002
 EQUIPMENT LOCATION Iran, Onshore
 THIS DRAWING IS OWNED BY AIRPACK, AND SHALL NOT BE PRINTED OR COPIED IN ANY OTHER WAY THAN WITH AIRPACKS PERMISSION!

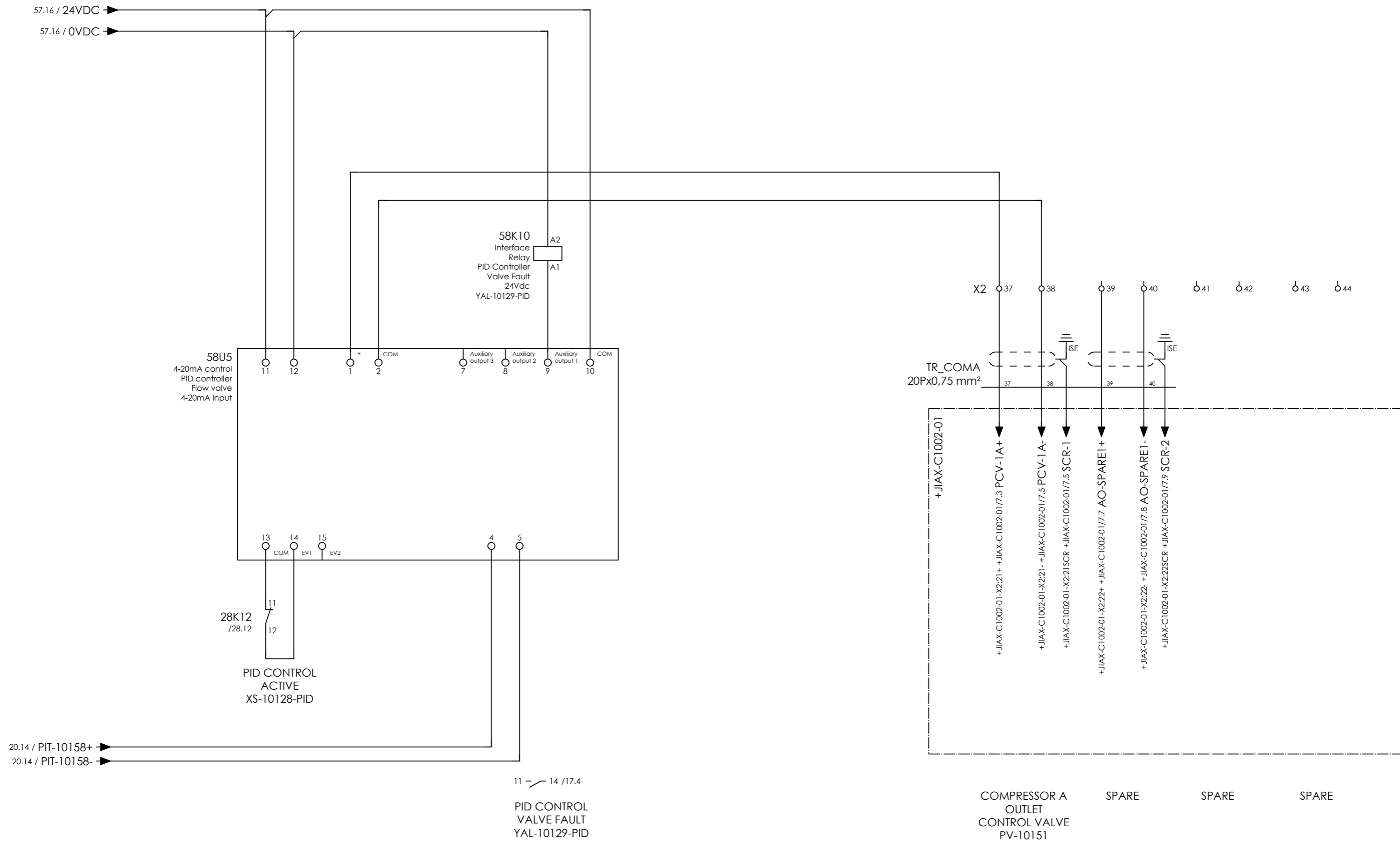
SUBJECT SIGNALS FROM DISTRIBUTION BOARD
 ADAPTED TO P&ID REVISION 05
 CLIENT Bushehr Petrochemical Company (BUPC)
 CLIENT REF. Bushehr MEG Plant Project
 AIRPACK REF. 17811-05A

DRAWN BY MaGo
 CHECKED BY RBE
 LAST MODIFICATION DATE 13-7-2022
 AIRPACK DWG NO. 17811-05
 REVISION 06
 TOTAL PAGE AMOUNT 68

= 20-C-1002
 + UCP-C1002-01
 CURRENT PAGE
 56



CLIENT DWG NO.	BU-20-VD-303-IN-DIG-0043	SUBJECT		DRAWN BY	MaGo	= 20-C-1002
EQUIPMENT NO.	20-C-1002	SIGNALS TO ESD AND FROM FCS		CHECKED BY	RBE	+ UCP-C1002-01
EQUIPMENT LOCATION	Iran, Onshore	ADAPTED TO P&ID REVISION	05	LAST MODIFICATION DATE	13-7-2022	CURRENT PAGE
THIS DRAWING IS OWNED BY AIRPACK, AND SHALL NOT BE PRINTED OR COPIED IN ANY OTHER WAY THAN WITH AIRPACKS PERMISSION!		CLIENT	Bushehr Petrochemical Company (BUPC)	AIRPACK DWG NO.	17811-05	
		CLIENT REF.	Bushehr MEG Plant Project	REVISION	06	
		AIRPACK REF.	17811-05A	TOTAL PAGE AMOUNT	69	



CLIENT DWG NO.	BU-20-VD-303-IN-DIG-0043	SUBJECT		DRAWN BY	MaGo	= 20-C-1002
EQUIPMENT NO.	20-C-1002	PID CONTROL FLOW VALVE		CHECKED BY	RBE	+ UCP-C1002-01
EQUIPMENT LOCATION	Iran, Onshore	ADAPTED TO P&ID REVISION	05	LAST MODIFICATION DATE	13-7-2022	CURRENT PAGE
THIS DRAWING IS OWNED BY AIRPACK, AND SHALL NOT BE PRINTED OR COPIED IN ANY OTHER WAY THAN WITH AIRPACKS PERMISSION!		CLIENT	Bushehr Petrochemical Company (BUPC)	AIRPACK DWG NO.	17811-05	
		CLIENT REF.	Bushehr MEG Plant Project	REVISION	06	
		AIRPACK REF.	17811-05A	TOTAL PAGE AMOUNT	70	

REVISION	06
TOTAL PAGE AMOUNT	70

Terminal diagram

Cable name		Strip =20-C-1002+UCP-C1002-01-X1 SOLENOIDS										Cable name	
Terminal	Connection point	Target designation	Terminal	Connection point	Target designation	Jumper	Target designation	Connection point	Terminal	Connection point	Target designation	Terminal	Connection point
1+	1+	+JNDX-C1002-01-X1	1+	1+	-28K4				1+	14			
1-	1-	+JNDX-C1002-01-X1	1-	1-	-24K6	•			1-	24			
2+	2+	+JNDX-C1002-01-X1	2+	2+	-28K6	•			2+	14			
2-	2-	+JNDX-C1002-01-X1	2-	2-		•			2-				
3+	3+	+JNDX-C1002-01-X1	3+	3+	-28K8	•			3+	14			
3-	3-	+JNDX-C1002-01-X1	3-	3-		•			3-				
4+	4+	+JNDX-C1002-01-X1	4+	4+	-28K10	•			4+	14			
4-	4-	+JNDX-C1002-01-X1	4-	4-		•			4-				
5+	5+	+JNDX-C1002-01-X1	5+	5+					5+				
5-	5-	+JNDX-C1002-01-X1	5-	5-					5-				



THIS DRAWING IS OWNED BY AIRPACK, AND SHALL NOT BE PRINTED OR COPIED IN ANY OTHER WAY THAN WITH AIRPACKS PERMISSION!

CLIENT DWG NO.	BU-20-VD-303-IN-DIG-0043	SUBJECT	Terminal diagram =20-C-1002+UCP-C1002-01-X1
EQUIPMENT NO.	20-C-1002	ADAPTED TO P&ID REVISION	05
EQUIPMENT LOCATION	Iran, Onshore	CLIENT	Bushehr Petrochemical Company (BUPC)
		CLIENT REF.	Bushehr MEG Plant Project
		AIRPACK REF.	17811-05A

DRAWN BY	MaGo	= 20-C-1002
CHECKED BY	RBE	+ UCP-C1002-01
LAST MODIFICATION DATE	13-7-2022	CURRENT PAGE
AIRPACK DWG NO.	17811-05	
REVISION	06	
TOTAL PAGE AMOUNT	72	

Terminal diagram

Cable name		Strip =20-C-1002+UCP-C1002-01-X2 ANALOGUE INPUTS OUTPUTS										Cable name	
-TR_COMA	20Px0,75 mm²	Target designation	Connection point	Terminal	Jumper	Target designation	Connection point	Terminal	Jumper	Target designation	Connection point	-TR_COMA	20Px0,75 mm²
		-9U4	1	1	.	+JIAX-C1002-01-X2	1+	1	.				
		-9U4	3	2	.	+JIAX-C1002-01-X2	1-	2	.				
		-9U5	1	3	.	+JIAX-C1002-01-X2	2+	3	.				
		-9U5	3	4	.	+JIAX-C1002-01-X2	2-	4	.				
		-9U6	1	5	.	+JIAX-C1002-01-X2	3+	5	.				
		-9U6	3	6	.	+JIAX-C1002-01-X2	3-	6	.				
		-9U7	1	7	.	+JIAX-C1002-01-X2	4+	7	.				
		-9U7	3	8	.	+JIAX-C1002-01-X2	4-	8	.				
		-9U8	1	9	.	+JIAX-C1002-01-X2	5+	9	.				
		-9U8	3	10	.	+JIAX-C1002-01-X2	5-	10	.				
		-9U9	1	11	.	+JIAX-C1002-01-X2	6+	11	.				
		-9U9	3	12	.	+JIAX-C1002-01-X2	6-	12	.				
		-9U10	1	13	.	+JIAX-C1002-01-X2	7+	13	.				
		-9U10	3	14	.	+JIAX-C1002-01-X2	7-	14	.				
		-9U11	1	15	.	+JIAX-C1002-01-X2	8+	15	.				
		-9U11	3	16	.	+JIAX-C1002-01-X2	8-	16	.				
		-9U12	1	17	.	+JIAX-C1002-01-X2	9+	17	.				
		-9U12	3	18	.	+JIAX-C1002-01-X2	9-	18	.				
		-9U13	1	19	.	+JIAX-C1002-01-X2	10+	19	.				
		-9U13	3	20	.	+JIAX-C1002-01-X2	10-	20	.				
		-9U14	1	21	.	+JIAX-C1002-01-X2	11+	21	.				
		-9U14	3	22	.	+JIAX-C1002-01-X2	11-	22	.				
		-9U15	1	23	.	+JIAX-C1002-01-X2	12+	23	.				
		-9U15	3	24	.	+JIAX-C1002-01-X2	12-	24	.				
		-9U16	1	25	.	+JIAX-C1002-01-X2	13+	25	.				
		-9U16	3	26	.	+JIAX-C1002-01-X2	13-	26	.				
		-9U17	1	27	.	+JIAX-C1002-01-X2	14+	27	.				
		-9U17	3	28	.	+JIAX-C1002-01-X2	14-	28	.				
				33	.	+JIAX-C1002-01-X2	17+	33	.				
				34	.	+JIAX-C1002-01-X2	17-	34	.				
				36	.	+JIAX-C1002-01-X2	18-	36	.				
		+JIAX-C1002-01-X2	21+	37	.	-58U5	1	37	.				
		+JIAX-C1002-01-X2	21-	38	.	-58U5	2	38	.				
		+JIAX-C1002-01-X2	22+	39	.			39	.				
		+JIAX-C1002-01-X2	22-	40	.			40	.				
				41	.			41	.				
				42	.			42	.				
				43	.			43	.				
				44	.			44	.				



CLIENT DWG NO. BU-20-VD-303-IN-DIG-0043
 EQUIPMENT NO. 20-C-1002
 EQUIPMENT LOCATION Iran, Onshore
 THIS DRAWING IS OWNED BY AIRPACK, AND SHALL NOT BE PRINTED OR COPIED IN ANY OTHER WAY THAN WITH AIRPACKS PERMISSION!

SUBJECT Terminal diagram =20-C-1002+UCP-C1002-01-X2
 ADAPTED TO P&ID REVISION 05
 CLIENT Bushehr Petrochemical Company (BUPC)
 CLIENT REF. Bushehr MEG Plant Project
 AIRPACK REF. 17811-05A

DRAWN BY MaGo
 CHECKED BY RBE
 LAST MODIFICATION DATE 13-7-2022
 AIRPACK DWG NO. 17811-05
 REVISION 06
 TOTAL PAGE AMOUNT 73

= 20-C-1002
 + UCP-C1002-01
 CURRENT PAGE

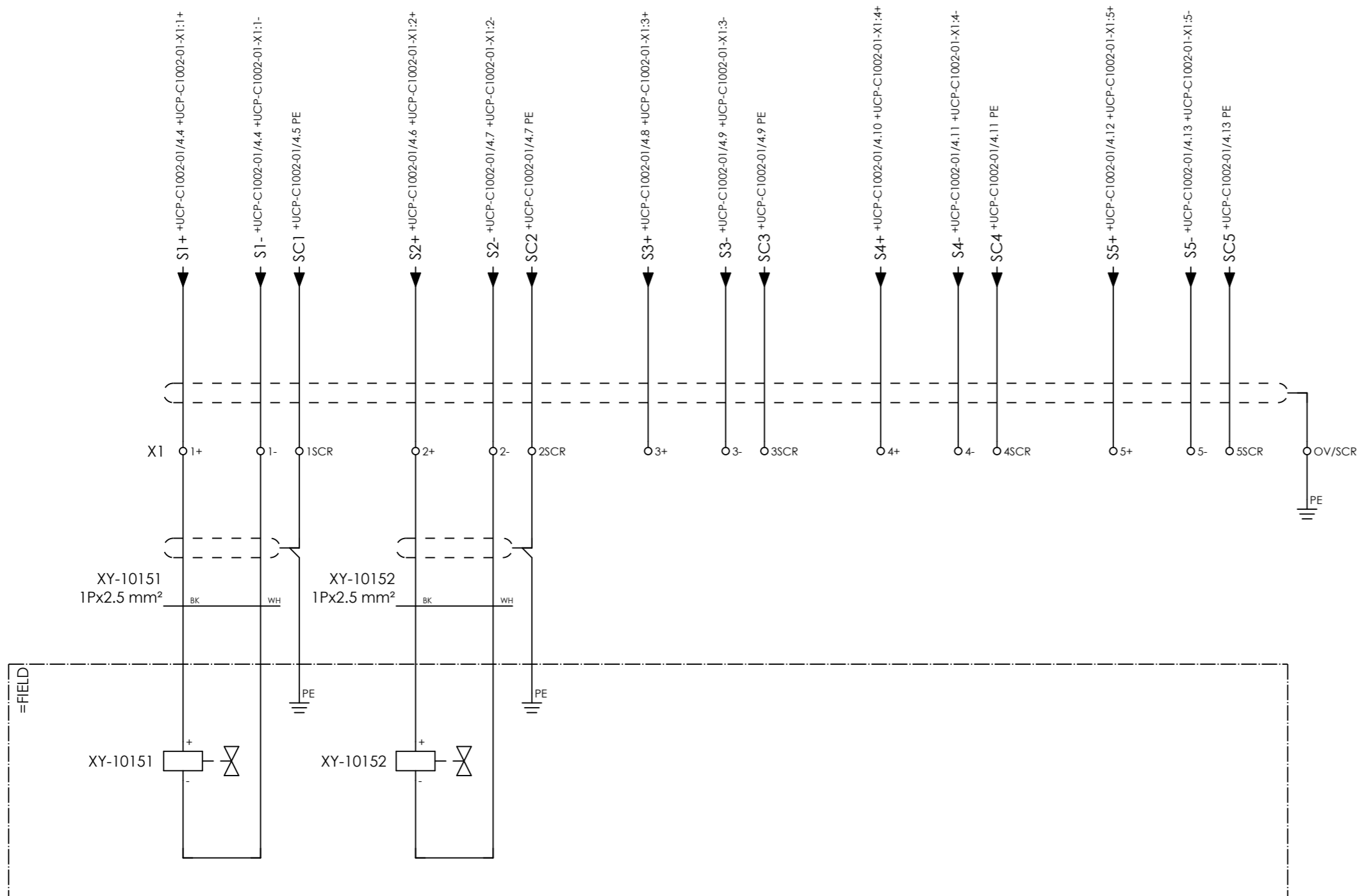
TERMINAL STRIP DEFINITION

JUNCTION BOX
JNDX-C1002-01

X1 = CONNECTION SOLENOIDS



CLIENT DWG NO.	BU-20-VD-303-IN-DIG-0043	SUBJECT		DRAWN BY	MaGo	= 20-C-1002
EQUIPMENT NO.	20-C-1002	TERMINAL STRIP DEFINITION		CHECKED BY	RBE	+ JNDX-C1002-01
EQUIPMENT LOCATION	Iran, Onshore	ADAPTED TO P&ID REVISION	05	LAST MODIFICATION DATE	13-7-2022	CURRENT PAGE
THIS DRAWING IS OWNED BY AIRPACK, AND SHALL NOT BE PRINTED OR COPIED IN ANY OTHER WAY THAN WITH AIRPACKS PERMISSION!		CLIENT	Bushehr Petrochemical Company (BUPC)	AIRPACK DWG NO.	17811-05	
		CLIENT REF.	Bushehr MEG Plant Project	REVISION	06	
		AIRPACK REF.	17811-05A	TOTAL PAGE AMOUNT	80	



COMPRESSOR A
INLET
SOLENOID VALVE
XY-10151

COMPRESSOR A
COOLING WATER INLET
SOLENOID VALVE
XY-10152

SPARE

SPARE

SPARE

Terminal diagram

Cable name		Strip =20-C-1002+JNDX-C1002-01-X1 CONNECTION SOLENOIDS						Cable name	
Target designation	Connection point	Terminal	Jumper	Target designation	Connection point	Terminal	Jumper	Target designation	Connection point
=FIELD-XY-10151	+	1+	.	+UCP-C1002-01-X1	1+	1+	.	+UCP-C1002-01-X1	1+
=FIELD-XY-10151	-	1-	.	+UCP-C1002-01-X1	-	1-	.	+UCP-C1002-01-X1	1-
	PE	1SCR	.		PE	1SCR	.		PE
=FIELD-XY-10152	+	2+	.	+UCP-C1002-01-X1	+	2+	.	+UCP-C1002-01-X1	2+
=FIELD-XY-10152	-	2-	.	+UCP-C1002-01-X1	-	2-	.	+UCP-C1002-01-X1	2-
	PE	2SCR	.		PE	2SCR	.		PE
		3+	.	+UCP-C1002-01-X1		3+	.	+UCP-C1002-01-X1	3+
		3-	.	+UCP-C1002-01-X1		3-	.	+UCP-C1002-01-X1	3-
		3SCR	.			3SCR	.		PE
		4+	.	+UCP-C1002-01-X1		4+	.	+UCP-C1002-01-X1	4+
		4-	.	+UCP-C1002-01-X1		4-	.	+UCP-C1002-01-X1	4-
		4SCR	.			4SCR	.		PE
		5+	.	+UCP-C1002-01-X1		5+	.	+UCP-C1002-01-X1	5+
		5-	.	+UCP-C1002-01-X1		5-	.	+UCP-C1002-01-X1	5-
		5SCR	.			5SCR	.		PE
	PE	OV/SCR	.		PE	OV/SCR	.		



CLIENT DWG NO. BU-20-VD-303-IN-DIG-0043
 EQUIPMENT NO. 20-C-1002
 EQUIPMENT LOCATION Iran, Onshore
 THIS DRAWING IS OWNED BY AIRPACK, AND SHALL NOT BE PRINTED OR COPIED IN ANY OTHER WAY THAN WITH AIRPACKS PERMISSION!

SUBJECT Terminal diagram =20-C-1002+JNDX-C1002-01-X1
 ADAPTED TO P&ID REVISION 05
 CLIENT Bushehr Petrochemical Company (BUPC)
 CLIENT REF. Bushehr MEG Plant Project
 AIRPACK REF. 17811-05A

DRAWN BY MaGo
 CHECKED BY RBE
 LAST MODIFICATION DATE 13-7-2022
 AIRPACK DWG NO. 17811-05
 REVISION 06
 TOTAL PAGE AMOUNT 82

= 20-C-1002
 + JNDX-C1002-01
 CURRENT PAGE

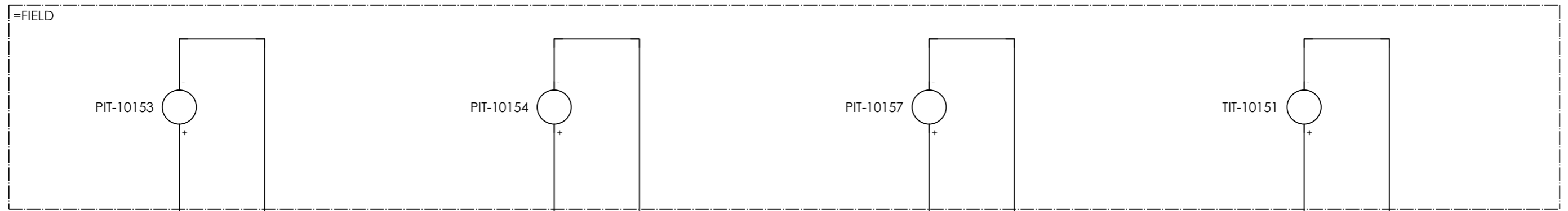
JUNCTION BOX JIAX-C1002-01

TERMINAL STRIP DEFINITION

X2 = CONNECTION TRANSMITTERS AND CONTROL VALVE



CLIENT DWG NO.	BU-20-VD-303-IN-DIG-0043	SUBJECT		DRAWN BY	MaGo	= 20-C-1002
EQUIPMENT NO.	20-C-1002	TERMINAL STRIP DEFINITION		CHECKED BY	RBE	+ JIAX-C1002-01
EQUIPMENT LOCATION	Iran, Onshore	ADAPTED TO P&ID REVISION	05	LAST MODIFICATION DATE	13-7-2022	CURRENT PAGE
THIS DRAWING IS OWNED BY AIRPACK, AND SHALL NOT BE PRINTED OR COPIED IN ANY OTHER WAY THAN WITH AIRPACKS PERMISSION!		CLIENT	Bushehr Petrochemical Company (BUPC)	AIRPACK DWG NO.	17811-05	
		CLIENT REF.	Bushehr MEG Plant Project	REVISION	06	
		AIRPACK REF.	17811-05A	TOTAL PAGE AMOUNT	83	



PIT-10153
1Px1.5 mm²

BK WH

X2 1+ 1- 1SCR

+UCP-C1002-01-X2:1 +UCP-C1002-01/18.5 / T1+
+UCP-C1002-01-X2:2 +UCP-C1002-01/18.6 / T1-
ISE +UCP-C1002-01/18.7 / T1SCR

COMPRESSOR A
INLET PRESSURE
PIT-10153

PIT-10154
1Px1.5 mm²

BK WH

2+ 2- 2SCR

+UCP-C1002-01-X2:3 +UCP-C1002-01/18.9 / T2+
+UCP-C1002-01-X2:4 +UCP-C1002-01/18.10 / T2-
ISE +UCP-C1002-01/18.10 / T2SCR

COMPRESSOR A
OIL SYSTEM PRESSURE
PIT-10154

PIT-10157
1Px1.5 mm²

BK WH

3+ 3- 3SCR

+UCP-C1002-01-X2:5 +UCP-C1002-01/18.12 / T3+
+UCP-C1002-01-X2:6 +UCP-C1002-01/18.13 / T3-
ISE +UCP-C1002-01/18.14 / T3SCR

COMPRESSOR A
1ST DOWNSTREAM INTERCOOLER PRESSURE
PIT-10157

TIT-10151
1Px1.5 mm²

BK WH

4+ 4- 4SCR

+UCP-C1002-01-X2:7 +UCP-C1002-01/18.16 / T4+
+UCP-C1002-01-X2:8 +UCP-C1002-01/18.16 / T4-
ISE +UCP-C1002-01/18.17 / T4SCR

COMPRESSOR A
INLET TEMPERATURE
TIT-10151

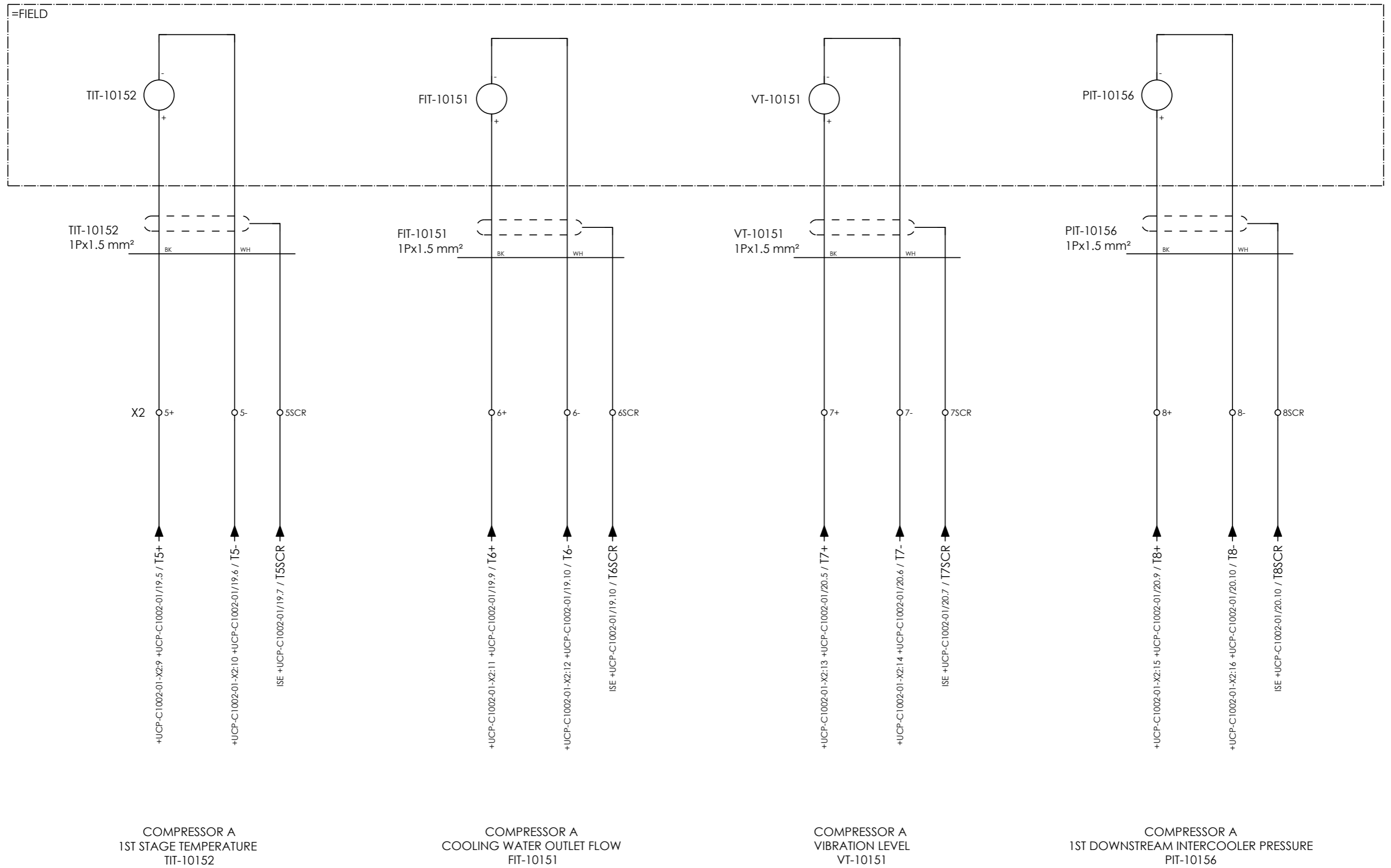


CLIENT DWG NO.	BU-20-VD-303-IN-DIG-0043
EQUIPMENT NO.	20-C-1002
EQUIPMENT LOCATION	Iran, Onshore
THIS DRAWING IS OWNED BY AIRPACK, AND SHALL NOT BE PRINTED OR COPIED IN ANY OTHER WAY THAN WITH AIRPACKS PERMISSION!	

SUBJECT CONNECTION TRANSMITTERS	
ADAPTED TO P&ID REVISION	05
CLIENT	Bushehr Petrochemical Company (BUPC)
CLIENT REF.	Bushehr MEG Plant Project
AIRPACK REF.	17811-05A

DRAWN BY	MaGo
CHECKED BY	RBE
LAST MODIFICATION DATE	13-7-2022
AIRPACK DWG NO.	17811-05
REVISION	06
TOTAL PAGE AMOUNT	84

= 20-C-1002
+ JIAX-C1002-01
CURRENT PAGE





PIT-10158
1Px1.5 mm²
BK WH

X2 9+ 9- 9SCR

+UCP-C1002-01-X2:17 +UCP-C1002-01/20.12 / T9+
+UCP-C1002-01-X2:18 +UCP-C1002-01/20.13 / T9-
ISE +UCP-C1002-01/20.14 / T9SCR

COMPRESSOR A
OUTLET PRESSURE
PIT-10158

PIT-10159
1Px1.5 mm²
BK WH

10+ 10- 10SCR

+UCP-C1002-01-X2:19 +UCP-C1002-01/20.16 / T10+
+UCP-C1002-01-X2:20 +UCP-C1002-01/20.16 / T10-
ISE +UCP-C1002-01/20.17 / T10SCR

COMPRESSOR A
OUTLET PRESSURE
PIT-10159

TIT-10153
1Px1.5 mm²
BK WH

11+ 11- 11SCR

+UCP-C1002-01-X2:21 +UCP-C1002-01/21.5 / T11+
+UCP-C1002-01-X2:22 +UCP-C1002-01/21.6 / T11-
ISE +UCP-C1002-01/21.7 / T11SCR

COMPRESSOR A
1ST STAGE TEMPERATURE
TIT-10153

TIT-10154
1Px1.5 mm²
BK WH

12+ 12- 12SCR

+UCP-C1002-01-X2:23 +UCP-C1002-01/21.9 / T12+
+UCP-C1002-01-X2:24 +UCP-C1002-01/21.10 / T12-
ISE +UCP-C1002-01/21.10 / T12SCR

COMPRESSOR A
1ST DOWNSTREAM INTERCOOLER
TEMPERATURE
TIT-10154




CLIENT DWG NO.	BU-20-VD-303-IN-DIG-0043
EQUIPMENT NO.	20-C-1002
EQUIPMENT LOCATION	Iran, Onshore
THIS DRAWING IS OWNED BY AIRPACK, AND SHALL NOT BE PRINTED OR COPIED IN ANY OTHER WAY THAN WITH AIRPACKS PERMISSION!	

SUBJECT CONNECTION TRANSMITTERS	
ADAPTED TO P&ID REVISION	05
CLIENT	Bushehr Petrochemical Company (BUPC)
CLIENT REF.	Bushehr MEG Plant Project
AIRPACK REF.	17811-05A

DRAWN BY	MaGo
CHECKED BY	RBE
LAST MODIFICATION DATE	13-7-2022
AIRPACK DWG NO.	17811-05
REVISION	06
TOTAL PAGE AMOUNT	86

= 20-C-1002
+ JIAX-C1002-01
CURRENT PAGE



TIT-10155
1Px1.5 mm²

X2 13+ 13- 13SCR

+UCP-C1002-01-X2:25 +UCP-C1002-01/22.5 / T13+
+UCP-C1002-01-X2:26 +UCP-C1002-01/22.6 / T13-
ISE +UCP-C1002-01/22.6 / T13SCR

COMPRESSOR A
2ND UPSTREAM INTERCOOLER
TEMPERATURE
TIT-10155

14+ 14- 14SCR

+UCP-C1002-01-X2:27 +UCP-C1002-01/22.8 / T14+
+UCP-C1002-01-X2:28 +UCP-C1002-01/22.9 / T14-
ISE +UCP-C1002-01/22.10 / T14SCR

SPARE

15+ 15- 15SCR

29 +UCP-C1002-01/22.12 / T15+
30 +UCP-C1002-01/22.13 / T15-
ISE +UCP-C1002-01/22.13 / T15SCR

SPARE

16+ 16- 16SCR

31 +UCP-C1002-01/22.15 / T16+
32 +UCP-C1002-01/22.16 / T16-
ISE +UCP-C1002-01/22.17 / T16SCR

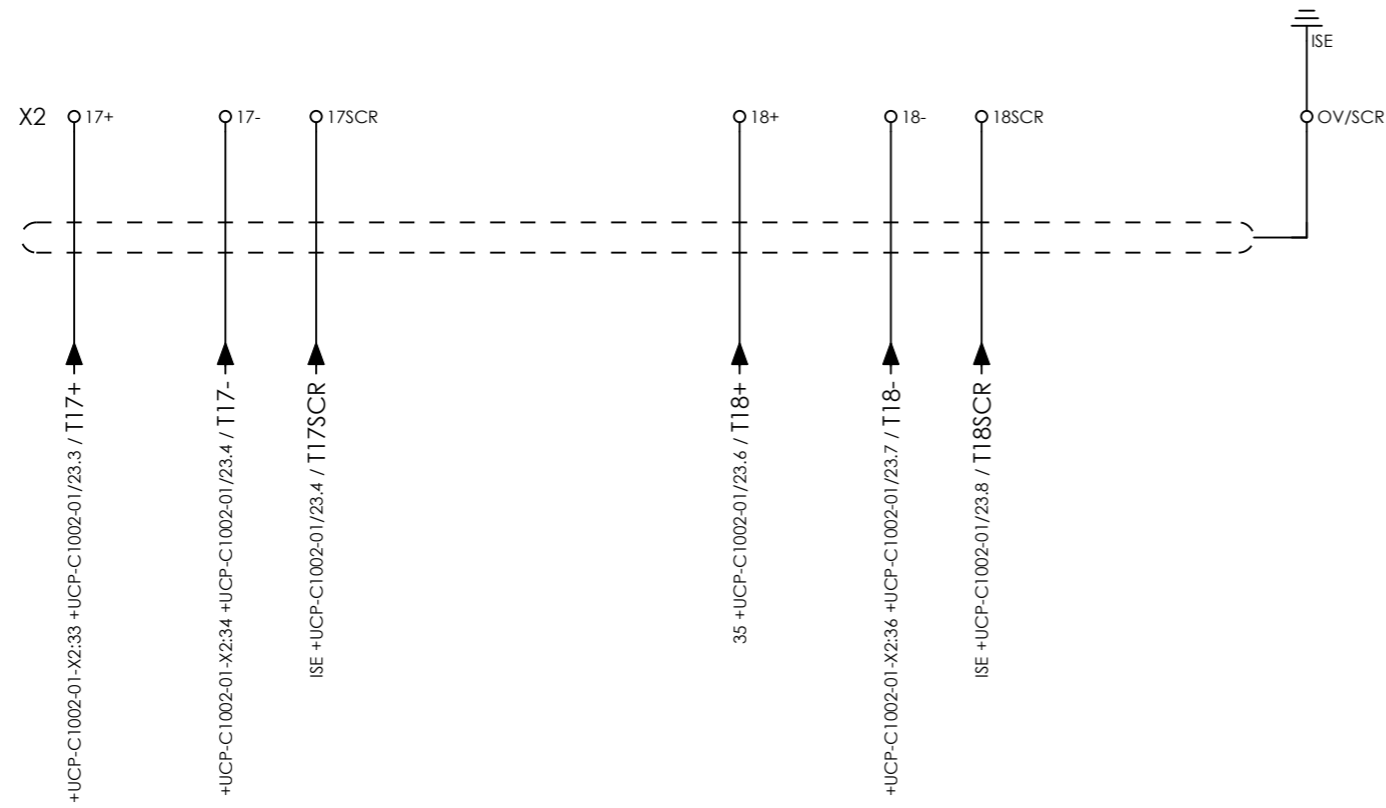
SPARE



CLIENT DWG NO.	BU-20-VD-303-IN-DIG-0043
EQUIPMENT NO.	20-C-1002
EQUIPMENT LOCATION	Iran, Onshore
THIS DRAWING IS OWNED BY AIRPACK, AND SHALL NOT BE PRINTED OR COPIED IN ANY OTHER WAY THAN WITH AIRPACKS PERMISSION!	

SUBJECT		CONNECTION TRANSMITTERS	
ADAPTED TO P&ID REVISION	05		
CLIENT	Bushehr Petrochemical Company (BUPC)		
CLIENT REF.	Bushehr MEG Plant Project		
AIRPACK REF.	17811-05A		

DRAWN BY	MaGo	= 20-C-1002
CHECKED BY	RBE	+ JIAX-C1002-01
LAST MODIFICATION DATE	13-7-2022	CURRENT PAGE
AIRPACK DWG NO.	17811-05	
REVISION	06	
TOTAL PAGE AMOUNT	87	



SPARE

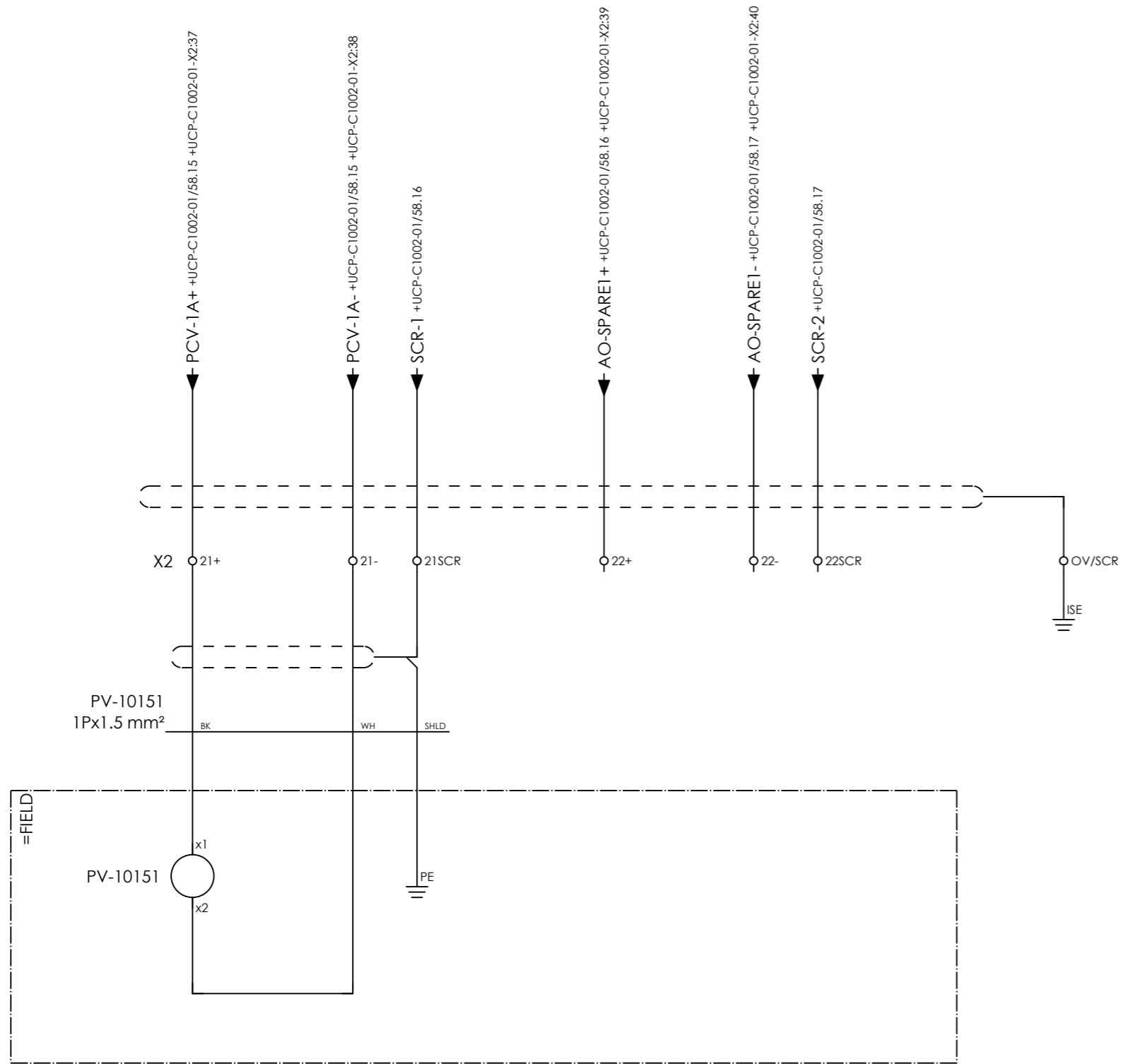
SPARE



CLIENT DWG NO.	BU-20-VD-303-IN-DIG-0043
EQUIPMENT NO.	20-C-1002
EQUIPMENT LOCATION	Iran, Onshore
THIS DRAWING IS OWNED BY AIRPACK, AND SHALL NOT BE PRINTED OR COPIED IN ANY OTHER WAY THAN WITH AIRPACKS PERMISSION!	

SUBJECT		CONNECTION TRANSMITTERS	
ADAPTED TO P&ID REVISION	05		
CLIENT	Bushehr Petrochemical Company (BUPC)		
CLIENT REF.	Bushehr MEG Plant Project		
AIRPACK REF.	17811-05A		

DRAWN BY	MaGo	= 20-C-1002
CHECKED BY	RBE	+ JIAX-C1002-01
LAST MODIFICATION DATE	13-7-2022	CURRENT PAGE
AIRPACK DWG NO.	17811-05	
REVISION	06	
TOTAL PAGE AMOUNT	88	



COMPRESSOR A
OUTLET
CONTROL VALVE
PV-10151

SPARE



CLIENT DWG NO.	BU-20-VD-303-IN-DIG-0043
EQUIPMENT NO.	20-C-1002
EQUIPMENT LOCATION	Iran, Onshore
THIS DRAWING IS OWNED BY AIRPACK, AND SHALL NOT BE PRINTED OR COPIED IN ANY OTHER WAY THAN WITH AIRPACKS PERMISSION!	

SUBJECT CONNECTION CONTROL VALVE	
ADAPTED TO P&ID REVISION	05
CLIENT	Bushehr Petrochemical Company (BUPC)
CLIENT REF.	Bushehr MEG Plant Project
AIRPACK REF.	17811-05A

DRAWN BY	MaGo
CHECKED BY	RBE
LAST MODIFICATION DATE	13-7-2022
AIRPACK DWG NO.	17811-05
REVISION	06
TOTAL PAGE AMOUNT	89

= 20-C-1002
+ JIAX-C1002-01
CURRENT PAGE

TERMINAL STRIP DEFINITION

LOCAL CONTROL PANEL
LP-C1002-01

X5 = CONNECTION PUSHBUTTONS AND LAMPS
X9 = CONNECTION ESD BUTTON

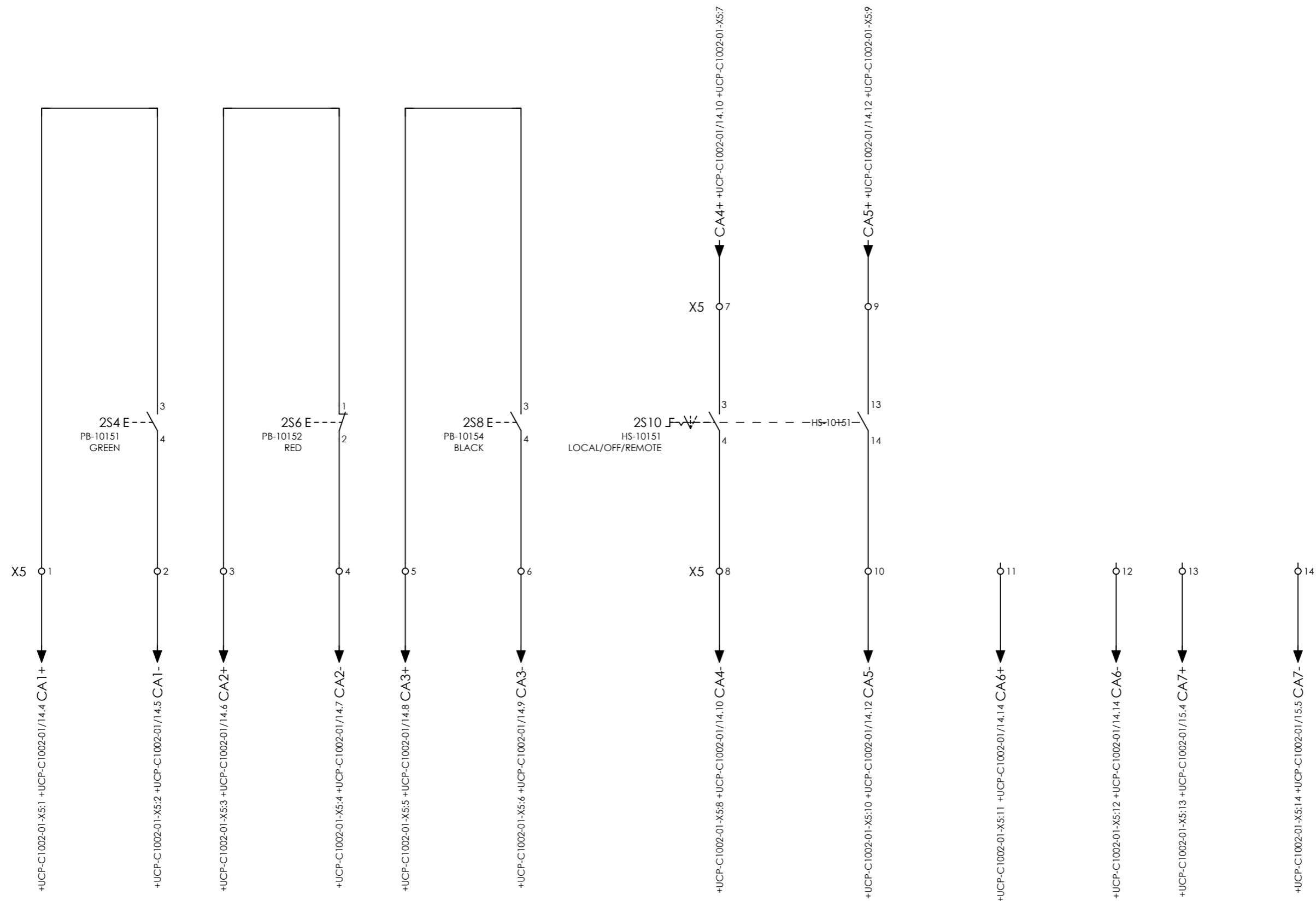


CLIENT DWG NO.	BU-20-VD-303-IN-DIG-0043
EQUIPMENT NO.	20-C-1002
EQUIPMENT LOCATION	Iran, Onshore

SUBJECT TERMINAL STRIP DEFINITION	
ADAPTED TO P&ID REVISION	05
CLIENT	Bushehr Petrochemical Company (BUPC)
CLIENT REF.	Bushehr MEG Plant Project
AIRPACK REF.	17811-05A

DRAWN BY	MaGo
CHECKED BY	RBE
LAST MODIFICATION DATE	13-7-2022
AIRPACK DWG NO.	17811-05
REVISION	06
TOTAL PAGE AMOUNT	93

= 20-C-1002
+ LP-C1002-01
CURRENT PAGE



COMPRESSOR A
START
PB-10151

COMPRESSOR A
STOP
PB-10152

COMPRESSOR A
LAMPTEST
PB-10154

COMPRESSOR A
LOCAL
HS-10151

COMPRESSOR A
REMOTE
HS-10151

SPARE

SPARE




CLIENT DWG NO.	BU-20-VD-303-IN-DIG-0043
EQUIPMENT NO.	20-C-1002
EQUIPMENT LOCATION	Iran, Onshore

THIS DRAWING IS OWNED BY AIRPACK, AND SHALL NOT BE PRINTED OR COPIED IN ANY OTHER WAY THAN WITH AIRPACKS PERMISSION!

SUBJECT CONNECTION PUSHBUTTONS	
ADAPTED TO P&ID REVISION	05
CLIENT	Bushehr Petrochemical Company (BUPC)
CLIENT REF.	Bushehr MEG Plant Project
AIRPACK REF.	17811-05A

DRAWN BY	MaGo
CHECKED BY	RBE
LAST MODIFICATION DATE	13-7-2022
AIRPACK DWG NO.	17811-05
REVISION	06
TOTAL PAGE AMOUNT	94

= 20-C-1002
+ LP-C1002-01
CURRENT PAGE

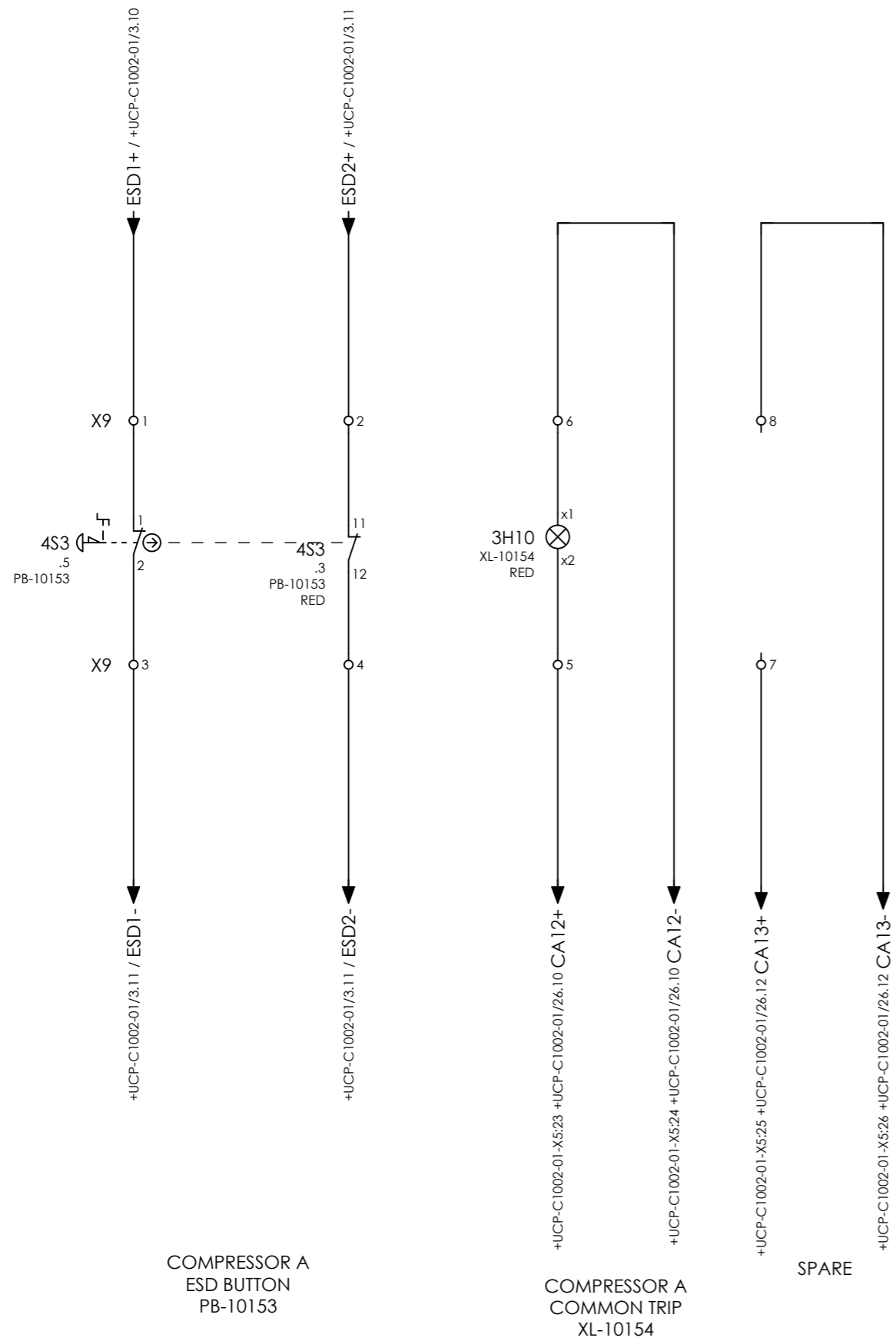


CLIENT DWG NO.	BU-20-VD-303-IN-DIG-0043
EQUIPMENT NO.	20-C-1002
EQUIPMENT LOCATION	Iran, Onshore
THIS DRAWING IS OWNED BY AIRPACK, AND SHALL NOT BE PRINTED OR COPIED IN ANY OTHER WAY THAN WITH AIRPACKS PERMISSION!	

SUBJECT CONNECTION LAMPS	
ADAPTED TO P&ID REVISION	05
CLIENT	Bushehr Petrochemical Company (BUPC)
CLIENT REF.	Bushehr MEG Plant Project
AIRPACK REF.	17811-05A

DRAWN BY	MaGo
CHECKED BY	RBE
LAST MODIFICATION DATE	13-7-2022
AIRPACK DWG NO.	17811-05
REVISION	06
TOTAL PAGE AMOUNT	95

= 20-C-1002
+ LP-C1002-01
CURRENT PAGE



COMPRESSOR A
ESD BUTTON
PB-10153

COMPRESSOR A
COMMON TRIP
XL-10154

SPARE



CLIENT DWG NO.	BU-20-VD-303-IN-DIG-0043
EQUIPMENT NO.	20-C-1002
EQUIPMENT LOCATION	Iran, Onshore
THIS DRAWING IS OWNED BY AIRPACK, AND SHALL NOT BE PRINTED OR COPIED IN ANY OTHER WAY THAN WITH AIRPACKS PERMISSION!	

SUBJECT		DRAWN BY		MaGo	
CONNECTION ESD BUTTON		CHECKED BY		RBE	
ADAPTED TO P&ID REVISION	05	LAST MODIFICATION DATE		13-7-2022	
CLIENT	Bushehr Petrochemical Company (BUPC)	AIRPACK DWG NO.		17811-05	
CLIENT REF.	Bushehr MEG Plant Project	REVISION		06	
AIRPACK REF.	17811-05A	TOTAL PAGE AMOUNT		96	

CURRENT PAGE	
--------------	--

Terminal diagram

Cable name		Strip =20-C-1002+LP-C1002-01-X5 CONNECTION PUSHBUTTONS AND LAMPS							Cable name	
Target designation	Connection point	Terminal	Jumper	Target designation	Connection point	Terminal	Jumper	Target designation	Connection point	
+UCP-C1002-01-X5	1	1	.	-2S4	1	1	.	PB-10151	3	
+UCP-C1002-01-X5	2	2	.	-2S4	2	2	.	PB-10151	4	
+UCP-C1002-01-X5	3	3	.	-2S6	3	3	.	PB-10152	1	
+UCP-C1002-01-X5	4	4	.	-2S6	4	4	.	PB-10152	2	
+UCP-C1002-01-X5	5	5	.	-2S8	5	5	.	PB-10154	3	
+UCP-C1002-01-X5	6	6	.	-2S8	6	6	.	PB-10154	4	
-2S10	3	7	.	+UCP-C1002-01-X5	3	7	.	+UCP-C1002-01-X5	7	
+UCP-C1002-01-X5	8	8	.	-2S10	8	8	.	HS-10151	4	
-2S10	13	9	.	+UCP-C1002-01-X5	13	9	.	+UCP-C1002-01-X5	9	
+UCP-C1002-01-X5	10	10	.	-2S10	10	10	.	HS-10151	14	
+UCP-C1002-01-X5	11	11	.		11	11	.			
+UCP-C1002-01-X5	12	12	.		12	12	.			
+UCP-C1002-01-X5	13	13	.		13	13	.			
+UCP-C1002-01-X5	14	14	.		14	14	.			
+UCP-C1002-01-X5	17	15	.	-3H4	17	15	.	XL-10151	x1	
+UCP-C1002-01-X5	18	16	.	-3H4	18	16	.	XL-10151	x2	
+UCP-C1002-01-X5	19	17	.	-3H6	19	17	.	XL-10152	x1	
+UCP-C1002-01-X5	20	18	.	-3H6	20	18	.	XL-10152	x2	
+UCP-C1002-01-X5	21	19	.	-3H8	21	19	.	XL-10153	x1	
+UCP-C1002-01-X5	22	20	.	-3H8	22	20	.	XL-10153	x2	
		21	.			21	.			
		22	.			22	.			
		23	.			23	.			
		24	.			24	.			



CLIENT DWG NO. BU-20-VD-303-IN-DIG-0043
 EQUIPMENT NO. 20-C-1002
 EQUIPMENT LOCATION Iran, Onshore
 THIS DRAWING IS OWNED BY AIRPACK, AND SHALL NOT BE PRINTED OR COPIED IN ANY OTHER WAY THAN WITH AIRPACKS PERMISSION!

SUBJECT Terminal diagram =20-C-1002+LP-C1002-01-X5
 ADAPTED TO P&ID REVISION 05
 CLIENT Bushehr Petrochemical Company (BUPC)
 CLIENT REF. Bushehr MEG Plant Project
 AIRPACK REF. 17811-05A

DRAWN BY MaGo
 CHECKED BY RBE
 LAST MODIFICATION DATE 13-7-2022
 AIRPACK DWG NO. 17811-05
 REVISION 06
 TOTAL PAGE AMOUNT 97

= 20-C-1002
 + LP-C1002-01
 CURRENT PAGE


POWER DISTRIBUTION BOARD PD-C-1002-01

TERMINAL STRIP DEFINITION

X0 = POWER SUPPLY 400VAC FROM CUSTOMER
 X1 = MAIN MOTOR
 X2 = OIL HEATER
 X8 = SIGNALS TO / FROM UCP
 X10 = CONNECTION PT100



CLIENT DWG NO.	BU-20-VD-303-IN-DIG-0043	SUBJECT		DRAWN BY	MaGo	= 20-C-1002
EQUIPMENT NO.	20-C-1002	TERMINAL STRIP DEFINITION		CHECKED BY	RBE	+ PD-C-1002-01
EQUIPMENT LOCATION	Iran, Onshore	ADAPTED TO P&ID REVISION	05	LAST MODIFICATION DATE	13-7-2022	CURRENT PAGE
THIS DRAWING IS OWNED BY AIRPACK, AND SHALL NOT BE PRINTED OR COPIED IN ANY OTHER WAY THAN WITH AIRPACKS PERMISSION!		CLIENT	Bushehr Petrochemical Company (BUPC)	AIRPACK DWG NO.	17811-05	
		CLIENT REF.	Bushehr MEG Plant Project	REVISION	06	
		AIRPACK REF.	17811-05A	TOTAL PAGE AMOUNT	99	



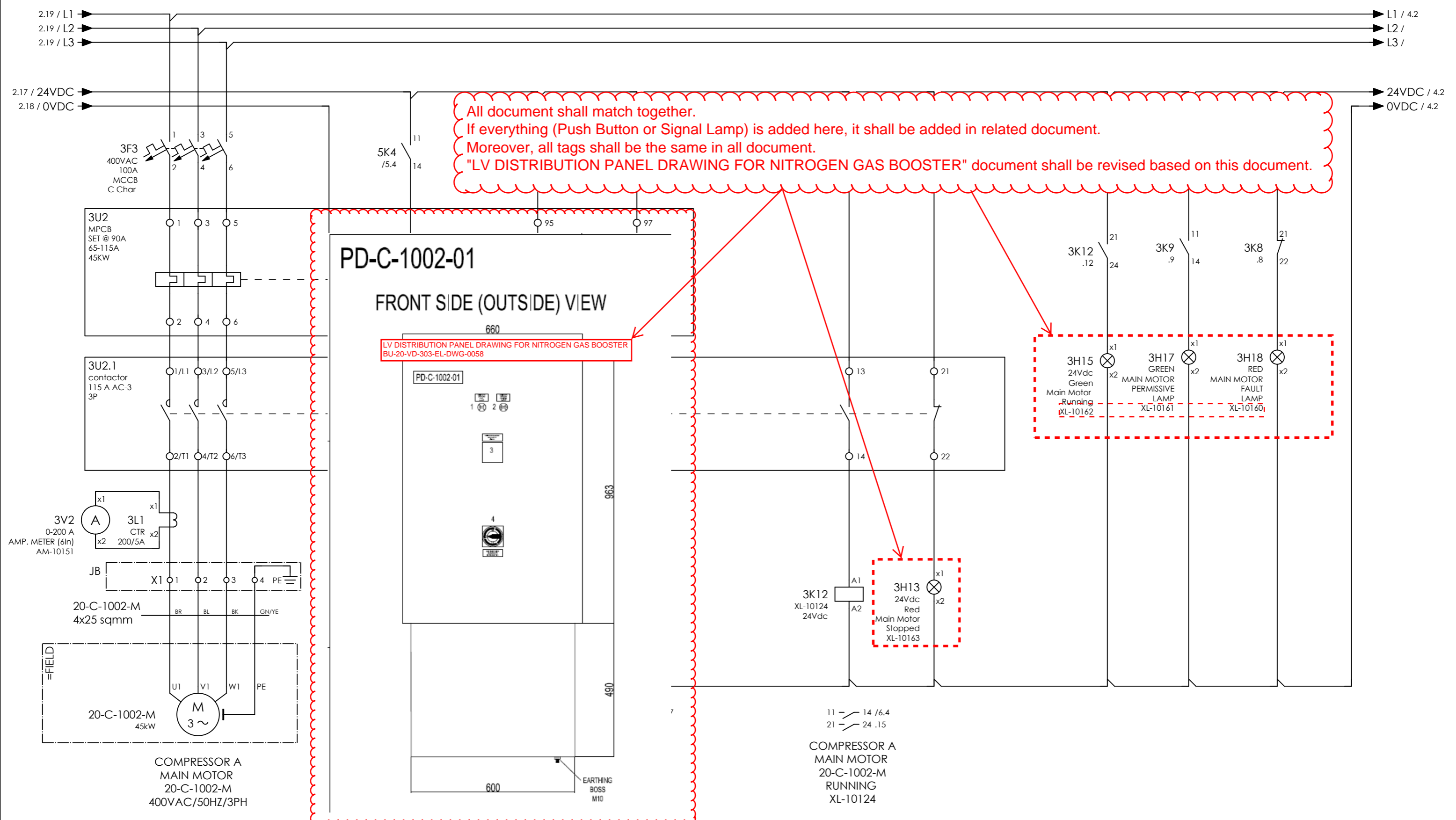
POWER SUPPLY
FROM CUSTOMER
400VAC/50HZ/3PH/N/PE

From: SWB3B-01 (0.4KV)
Cable Type and Size: CU/XLPE/SWA/PVC3.5*150mm²
Gland: EX-IP65, C2/M63



CLIENT DWG NO.	BU-20-VD-303-IN-DIG-0043	SUBJECT POWER SUPPLY	
EQUIPMENT NO.	20-C-1002	ADAPTED TO P&ID REVISION	05
EQUIPMENT LOCATION	Iran, Onshore	CLIENT	Bushehr Petrochemical Company (BUPC)
THIS DRAWING IS OWNED BY AIRPACK, AND SHALL NOT BE PRINTED OR COPIED IN ANY OTHER WAY THAN WITH AIRPACKS PERMISSION!		CLIENT REF.	Bushehr MEG Plant Project
		AIRPACK REF.	17811-05A

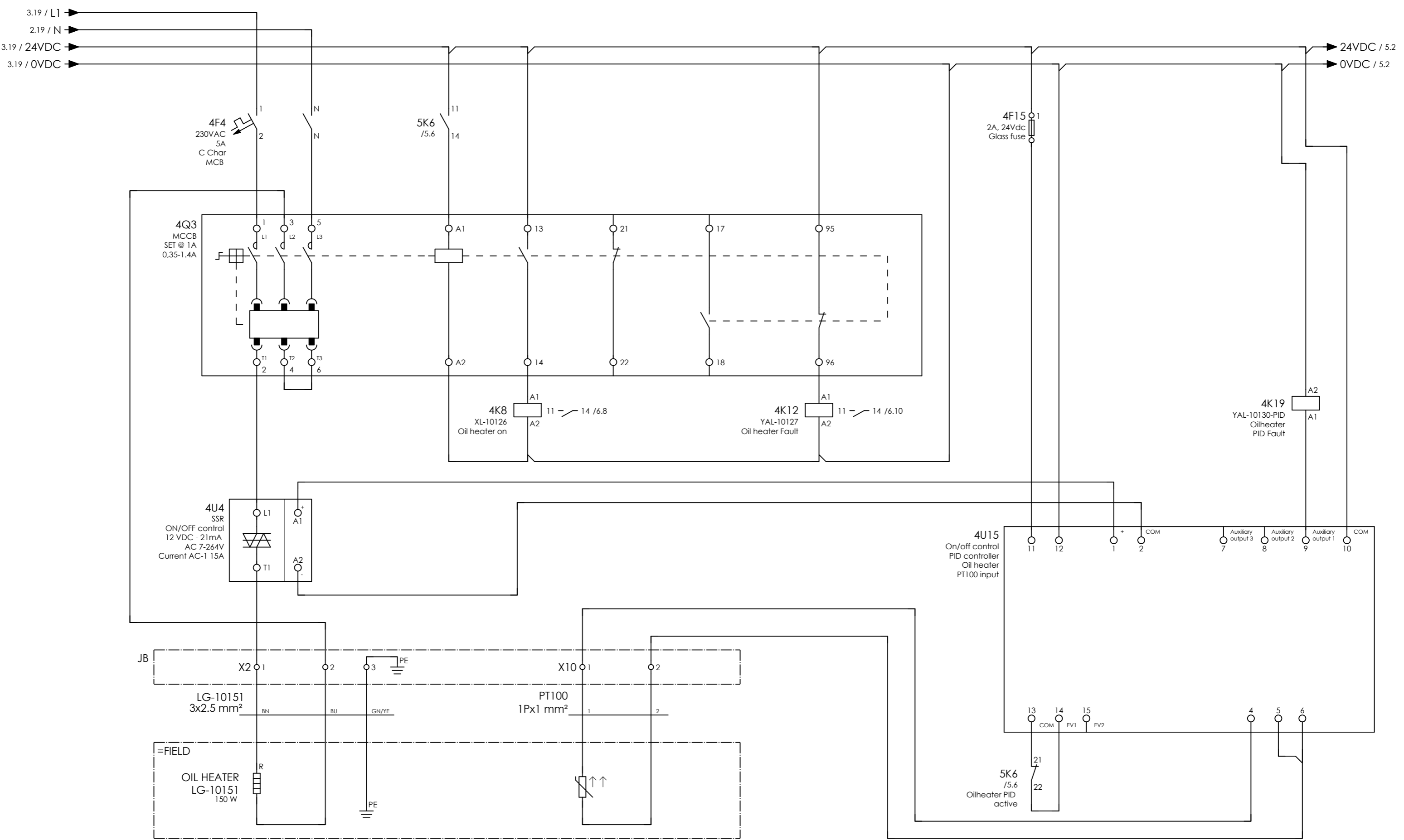
DRAWN BY	MaGo	= 20-C-1002
CHECKED BY	RBE	+ PD-C-1002-01
LAST MODIFICATION DATE	13-7-2022	CURRENT PAGE
AIRPACK DWG NO.	17811-05	
REVISION	06	
TOTAL PAGE AMOUNT	100	



CLIENT DWG NO.	BU-20-VD-303-IN-DIG-0043
EQUIPMENT NO.	20-C-1002
EQUIPMENT LOCATION	Iran, Onshore

SUBJECT MAIN MOTOR	
ADAPTED TO P&ID REVISION	05
CLIENT	Bushehr Petrochemical Company (BUPC)
CLIENT REF.	Bushehr MEG Plant Project
AIRPACK REF.	17811-05A

DRAWN BY	MaGo	= 20-C-1002
CHECKED BY	RBE	+ PD-C-1002-01
LAST MODIFICATION DATE	13-7-2022	CURRENT PAGE
AIRPACK DWG NO.	17811-05	
REVISION	06	
TOTAL PAGE AMOUNT	101	



OIL HEATER LG-10151
230VAC/50HZ/1PH

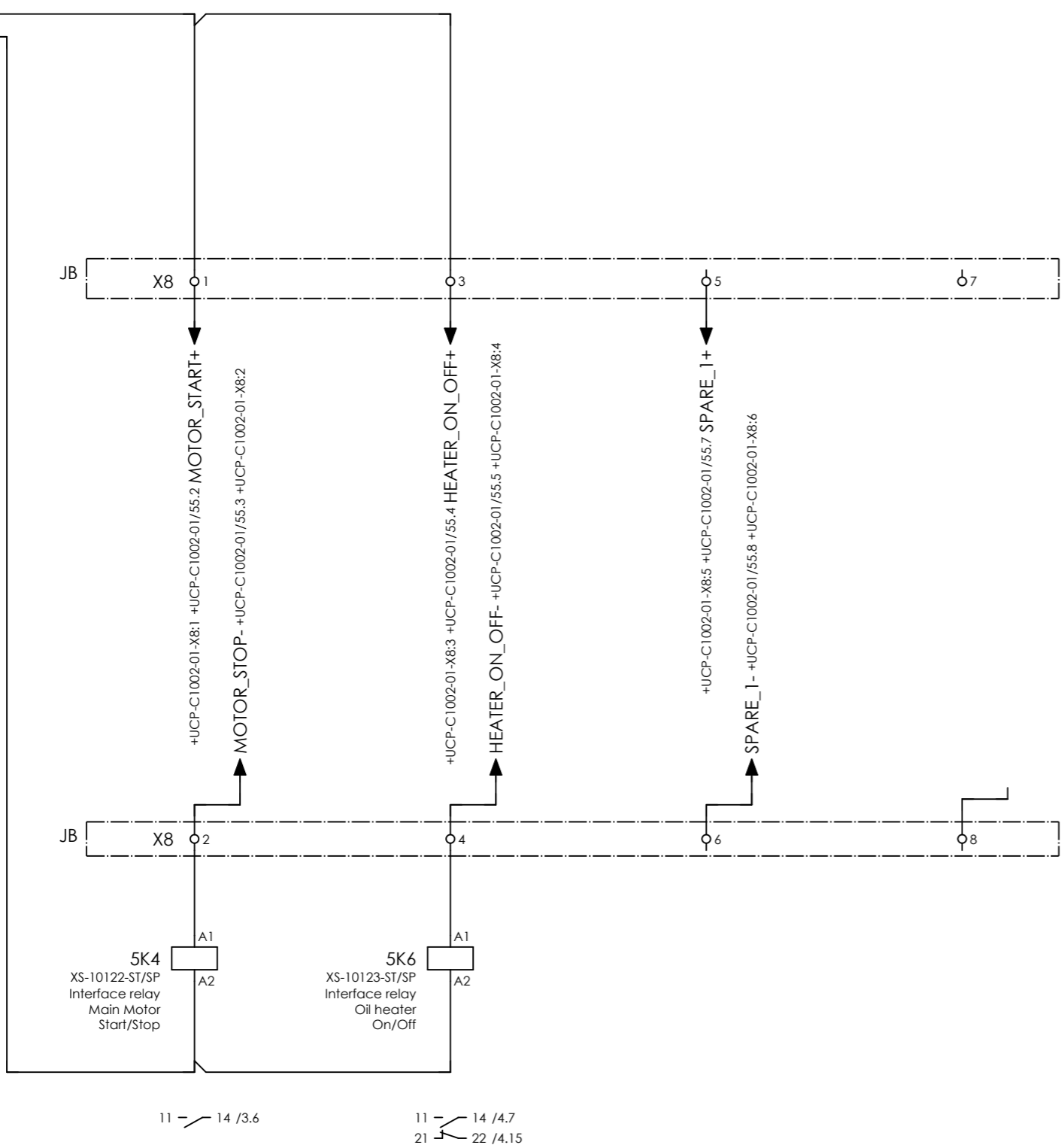


CLIENT DWG NO.	BU-20-VD-303-IN-DIG-0043
EQUIPMENT NO.	20-C-1002
EQUIPMENT LOCATION	Iran, Onshore
THIS DRAWING IS OWNED BY AIRPACK, AND SHALL NOT BE PRINTED OR COPIED IN ANY OTHER WAY THAN WITH AIRPACKS PERMISSION!	

SUBJECT	OIL HEATER
ADAPTED TO P&ID REVISION	05
CLIENT	Bushehr Petrochemical Company (BUPC)
CLIENT REF.	Bushehr MEG Plant Project
AIRPACK REF.	17811-05A

DRAWN BY	MaGo	= 20-C-1002
CHECKED BY	RBE	+ PD-C-1002-01
LAST MODIFICATION DATE	13-7-2022	CURRENT PAGE
AIRPACK DWG NO.	17811-05	
REVISION	06	
TOTAL PAGE AMOUNT	102	

4.19 / 24VDC
4.19 / -0VDC



COMPRESSOR A
MAIN MOTOR 20-C-1002-M
START/STOP
XS-10122-ST/SP

COMPRESSOR A
OIL HEATER LG-10151
ON/OFF
XS-10123-ST/SP

SPARE

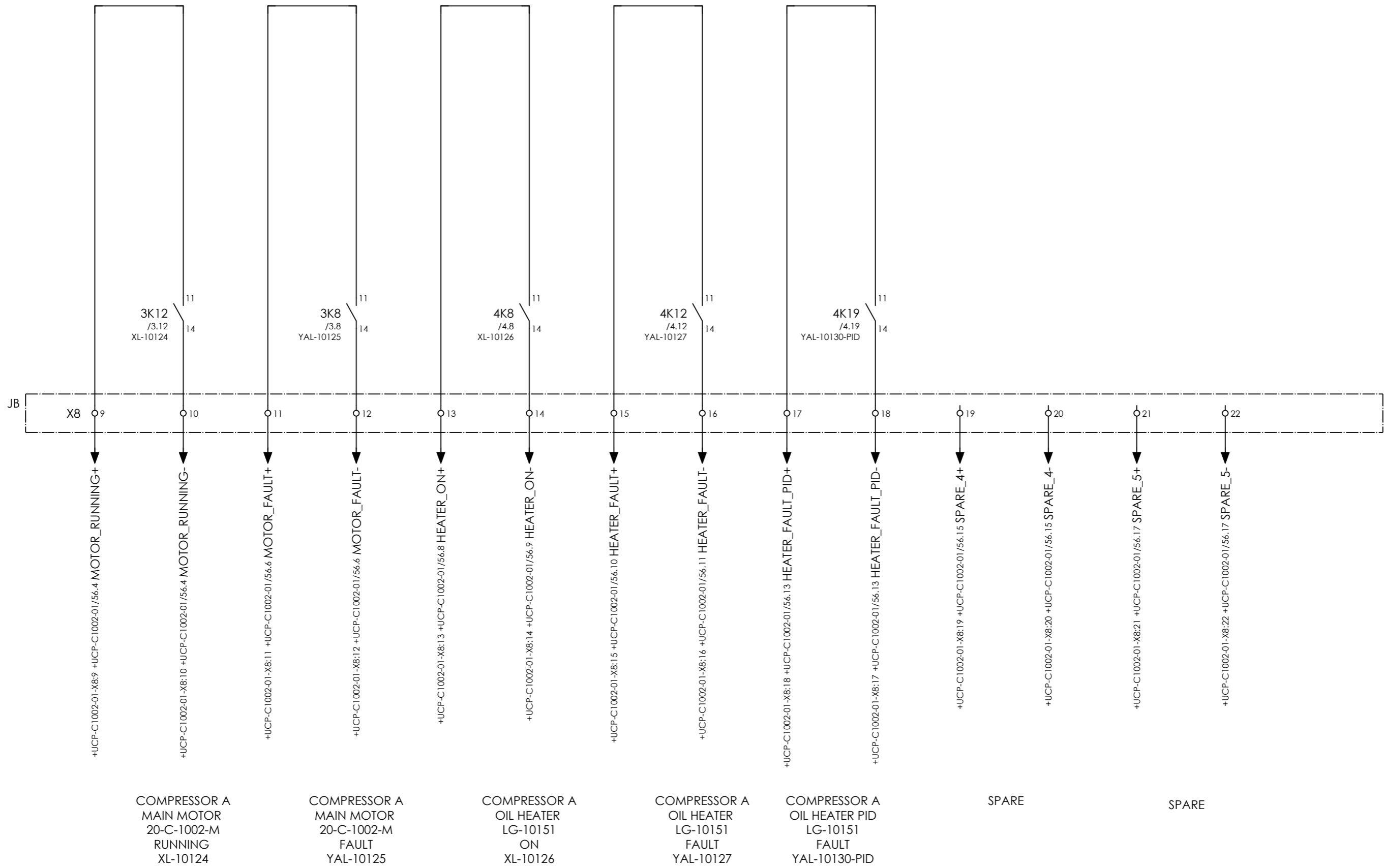


CLIENT DWG NO.	BU-20-VD-303-IN-DIG-0043
EQUIPMENT NO.	20-C-1002
EQUIPMENT LOCATION	Iran, Onshore
THIS DRAWING IS OWNED BY AIRPACK, AND SHALL NOT BE PRINTED OR COPIED IN ANY OTHER WAY THAN WITH AIRPACKS PERMISSION!	

SUBJECT SIGNALS FROM UCP	
ADAPTED TO P&ID REVISION	05
CLIENT	Bushehr Petrochemical Company (BUPC)
CLIENT REF.	Bushehr MEG Plant Project
AIRPACK REF.	17811-05A

DRAWN BY	MaGo
CHECKED BY	RBE
LAST MODIFICATION DATE	13-7-2022
AIRPACK DWG NO.	17811-05
REVISION	06
TOTAL PAGE AMOUNT	103

= 20-C-1002
+ PD-C-1002-01
CURRENT PAGE



COMPRESSOR A
MAIN MOTOR
20-C-1002-M
RUNNING
XL-10124

COMPRESSOR A
MAIN MOTOR
20-C-1002-M
FAULT
YAL-10125

COMPRESSOR A
OIL HEATER
LG-10151
ON
XL-10126

COMPRESSOR A
OIL HEATER
LG-10151
FAULT
YAL-10127

COMPRESSOR A
OIL HEATER PID
LG-10151
FAULT
YAL-10130-PID

SPARE

SPARE



CLIENT DWG NO.	BU-20-VD-303-IN-DIG-0043
EQUIPMENT NO.	20-C-1002
EQUIPMENT LOCATION	Iran, Onshore
THIS DRAWING IS OWNED BY AIRPACK, AND SHALL NOT BE PRINTED OR COPIED IN ANY OTHER WAY THAN WITH AIRPACKS PERMISSION!	

SUBJECT SIGNALS TO UCP	
ADAPTED TO P&ID REVISION	05
CLIENT	Bushehr Petrochemical Company (BUPC)
CLIENT REF.	Bushehr MEG Plant Project
AIRPACK REF.	17811-05A

DRAWN BY	MaGo
CHECKED BY	RBE
LAST MODIFICATION DATE	13-7-2022
AIRPACK DWG NO.	17811-05
REVISION	06
TOTAL PAGE AMOUNT	104

= 20-C-1002
+ PD-C-1002-01
CURRENT PAGE

Terminal diagram

Cable name		Strip =20-C-1002+PD-C-1002-01-X0 POWER SUPPLY 400VAC FROM CUSTOMER					Cable name	
Terminal	Connection point	Target designation	Jumper	Target designation	Connection point	Terminal	Connection point	
1	2	L1	.	-2Q3		BN		
2	4	L2	.	-2Q3		BK		
3	6	L3	.	-2Q3		GY		
4	N	N	.	-2Q3		BU		
5		PE	.	PE				



CLIENT DWG NO. BU-20-VD-303-IN-DIG-0043
 EQUIPMENT NO. 20-C-1002
 EQUIPMENT LOCATION Iran, Onshore
 THIS DRAWING IS OWNED BY AIRPACK, AND SHALL NOT BE PRINTED OR COPIED IN ANY OTHER WAY THAN WITH AIRPACKS PERMISSION!

SUBJECT Terminal diagram =20-C-1002+PD-C-1002-01-X0
 ADAPTED TO P&ID REVISION 05
 CLIENT Bushehr Petrochemical Company (BUPC)
 CLIENT REF. Bushehr MEG Plant Project
 AIRPACK REF. 17811-05A

DRAWN BY MaGo
 CHECKED BY RBE
 LAST MODIFICATION DATE 13-7-2022
 AIRPACK DWG NO. 17811-05
 REVISION 06
 TOTAL PAGE AMOUNT 105

= 20-C-1002
 + PD-C-1002-01
 CURRENT PAGE

