










OWNER:  شرکت سست و سویی گستره ایران (سهامی خاص)	BUSHEHR PETROCHEMICAL COMPANY MEG PLANT						EPC CONTRACTOR:  Chagalesh-Enerchimi-Steam Joint Venture BUPC-MEG PLANT PROJECT		
	UCP/LCP/JB WIRING DIAGRAM FOR EMERGENCY INSTRUMENT AIR COMPRESSOR								
MC :  شرکت سست و سویی گستره ایران (سهامی خاص)	Project	Area	Phase	Unit	Dis.	Doc.	Seq.	Contract No : 52-98/445	
Owner Document Number: 17811-05B	BU	20	VD	303	IN	DIG	0093	Rev.:	Page
								06	1 of 106

UCP/LCP/JB WIRING DIAGRAM FOR EMERGENCY INSTRUMENT AIR COMPRESSOR

 شرکت سست و سویی گستره ایران (سهامی خاص)	 Chagalesh-Enerchimi-Steam Joint Venture BUPC-MEG PLANT PROJECT	BUSHEHR PETROCHEMICAL COMPANY MEG PLANT
Document Review		
Issue Purpose:	AFC	
Result Code: AP,AN,CM,RE,NC	AP	
Next Status : IFC,IFA,IFI,AFC,AB	AB	
Responsible Department	MECHANICAL	
Commented Date	Oct.16,2022	
Approval or review hereunder shall not be construed to relieve Vendor / Subcontractor of his responsibilities and liability under the contract.		

06	15/09/2022	Approved for Constuction	RT	RB	KP	
05	04/08/2022	Approved for Constuction	MG	RB	KP	
04	14/07/2022	For approval	MG	RB	KP	
03	31/05/2022	For approval	MG	RB	KP	
02	08/12/2021	For approval	HT	RB	KP	
01	19/10/2021	For approval	HT	RB	KP	
00	02/07/2021	For approval	HT	RB	KP	
Rev.	Date	Purpose of Issue	Prepared	Checked	Approved	AC Code
					Class: 1	Phase: P

OWNER:  شرکت مست و نوبی آوند ایرانلیان (سای نیکس)	BUSHEHR PETROCHEMICAL COMPANY MEG PLANT							EPC CONTRACTOR: 	
	UCP/LCP/JB WIRING DIAGRAM FOR EMERGENCY INSTRUMENT AIR COMPRESSOR								
MC :  شرکت مست و نوبی آوند ایرانلیان (سای نیکس)	Project	Area	Phase	Unit	Dis.	Doc.	Seq.	Contract No : 52-98/445	
Owner Document Number: 17811-05B	BU	20	VD	303	IN	DIG	0093	Rev.:	Page
								06	2 of 106

TABULATION OF REVISED PAGES

Page	D00	D01	D02	D03	D04	D05	D06				
1.	X	X	X	X	X	X	X				
2.	X	X	X	X	X	X	X				
3.	X	X	X	X	X	X	X				
4.	X	X	X	X	X	X	X				
5.	X	X	X	X	X	X	X				
6.	X	X	X	X	X	X	X				
7.	X	X	X	X	X	X	X				
8.	X	X	X	X	X	X	X				
9.	X	X	X	X	X	X	X				
10.	X	X	X	X	X	X	X				
11.	X	X	X	X	X	X	X				
12.	X	X	X	X	X	X	X				
13.	X	X	X	X	X	X	X				
14.	X	X	X	X	X	X	X				
15.	X	X	X	X	X	X	X				
16.	X	X	X	X	X	X	X				
17.	X	X	X	X	X	X	X				
18.	X	X	X	X	X	X	X				
19.	X	X	X	X	X	X	X				
20.	X	X	X	X	X	X	X				
21.	X	X	X	X	X	X	X				
22.	X	X	X	X	X	X	X				
23.	X	X	X	X	X	X	X				
24.	X	X	X	X	X	X	X				
25.	X	X	X	X	X	X	X				
26.	X	X	X	X	X	X	X				
27.	X	X	X	X	X	X	X				
28.	X	X	X	X	X	X	X				
29.	X	X	X	X	X	X	X				
30.	X	X	X	X	X	X	X				
31.	X	X	X	X	X	X	X				
32.	X	X	X	X	X	X	X				
Till 78		X	X	X	X	X	X				
Till 87		X	X	X	X	X	X				
Till 107				X	X	X	X				
Till 106					X	X	X				



Airpack B.V.

4301 RN Zierikzee
The Netherlands

PHONE: (31) (0) 111 - 415455

FAX: (31) (0) 111 - 413338

E-MAIL : AIRPACK@AIRPACK.NL

WEBPAGE : WWW.AIRPACK.NL

Client	:	Bushehr Petrochemical Company (BUPC)	
Equipment location	:	Iran, Onshore	
Client reference	:	Bushehr MEG Plant Project	
Client dwg. no.	:	BU-20-VD-303-IN-DIG-0093	
Airpack reference	:	17811-05B	
Airpack dwg. no.	:	17811-05B	
Generation date	:	30-Jun-21	
E & I manager	:	RBE	Revision no. : 06
Last modifications	:	15-Sep-22	
Last modifications by	:	MaGo	



CLIENT DWG NO.	BU-20-VD-303-IN-DIG-0093
EQUIPMENT NO.	20-C-7080
EQUIPMENT LOCATION	Iran, Onshore
THIS DRAWING IS OWNED BY AIRPACK, AND SHALL NOT BE PRINTED OR COPIED IN ANY OTHER WAY THAN WITH AIRPACKS PERMISSION!	

SUBJECT Title page / cover sheet	
ADAPTED TO P&ID REVISION	04
CLIENT	Bushehr Petrochemical Company (BUPC)
CLIENT REF.	Bushehr MEG Plant Project
AIRPACK REF.	17811-05B

DRAWN BY	MaGo
CHECKED BY	RBE
LAST MODIFICATION DATE	13-Jul-22
AIRPACK DWG NO.	17811-05B
REVISION	06
TOTAL PAGE AMOUNT	1

=
+
CURRENT PAGE

NOTES ON ELECTRICAL DRAWINGS

MARK OF PLC IS SIEMENS S7-400 FH

ESD SIGNALS WILL BE CONNECTED HARDWIRED (4-WIRE CABLE)

ELECTRICAL SCHEME IS DRAWN IN NON ENERGIZED STATE

ACCEPT, RESET, CAN BE CONTROLLED ON THE UCP
ALARMS-, TRIPS- AND RUNNING STATUS WILL BE VISIBLE WITH LAMPS ON UCP
PROCESS VALUES AND ALARMS WILL BE VISIBLE ON UCP HMI

UCP IS LOCATED IN CONTROL ROOM
MATERIAL: PAINTED SHEET STEEL (RAL 7035)
INGRESS. PROTECTION: IP-42
AREA CLASSIFICATION: SAFE AREA

JB ANALOG IS WALL MOUNTED ON SKID
MATERIAL: SS316 (RAL 5015) BLUE
INGRESS. PROTECTION: IP-65
AREA CLASSIFICATION: Eex'i'

JB DIGITAL IS WALL MOUNTED ON SKID
MATERIAL: SS316 (RAL 6021) GREEN
INGRESS. PROTECTION: IP-65
AREA CLASSIFICATION: Eex'e'

LCP IS WALL MOUNTED ON SKID
MATERIAL: SS316 (RAL 6021) GREEN
INGRESS. PROTECTION: IP-65
AREA CLASSIFICATION: Eex'e'

DISTRIBUTION PANEL IS WALL MOUNTED ON SKID
MATERIAL: ALUMINIUM (RAL 9006) GRAY
INGRESS. PROTECTION: IP-65
AREA CLASSIFICATION: Eex'd'

GLANDS: NICKEL PLATED BRASS GLANDS WITH PVC SHROUDS, ISO METRIC THREADS , IP-66, DOUBLE COMPRESSION, Ex-d/Ex-d dual certified including Locknut, Earth tag & Sealing washer
CABLE TRAYS: GALVANIZED STEEL WITHOUT COVER

AMBIENT TEMPERATURE: 5 / 55 °C

ALL "PE" CONNECTIONS WILL BE CONNECTED ON A "PE"-BAR
ALL "ISE" CONNECTIONS WILL BE CONNECTED ON A "ISE"-BAR

- Terminal blocks shall be spring loaded Klippon type and vibration proof for JB
- Screens shall be insulated from earth at instrument side. They shall be continuous through to the control room marshaling cabinet where they will be connected to the clean system.

COLOUR CODES INTERNAL WIRING

400 VAC, 50HZ, L1	BLACK
400 VAC, 50HZ, L3	BROWN
400 VAC, 50HZ, L3	GREY
110 VAC / 230 VAC, 50HZ, L	BROWN
110 VAC / 230 VAC, 50HZ, N	BLUE
24VDC +	RED
0 VDC	BLACK
CURRENT LOOPS	PURPLE
VOLT FREE CONTACTS	ORANGE
PROTECTION EARTH	GREEN / YELLOW
INSTRUMENT SAFETY EARTH	GREEN
INTRINSICALLY SAFE	BLUE

REFERENCE DOCUMENTS:

P&ID FOR EMERGENCY INSTRUMENT AIR COMPRESSOR

I/O LIST FOR EMERGENCY INSTRUMENT AIR COMPRESSOR

UCP/LCP/JB GENERAL ARRANGEMENT DRAWING & TERMINAL DETAILS FOR EMERGENCY INSTRUMENT AIR COMPRESSOR INCL. BOM

SINGLE LINE DIAGRAM FOR POWER DISTRIBUTION PANEL FOR EMERGENCY INSTRUMENT AIR COMPRESSOR

AIRPACK DOC. NO.

17811-03B

17811-06B

17811-07B

17811-49B

CUSTOMER DOC. NO.

BU-20-VD-303-PR-DWG-0066

BU-20-VD-303-IN-LST-0084

BU-20-VD-303-IN-DWG-0089

BU-20-VD-303-EL-DIG-0097



CLIENT DWG NO.	BU-20-VD-303-IN-DIG-0093
EQUIPMENT NO.	20-C-7080
EQUIPMENT LOCATION	Iran, Onshore
THIS DRAWING IS OWNED BY AIRPACK, AND SHALL NOT BE PRINTED OR COPIED IN ANY OTHER WAY THAN WITH AIRPACKS PERMISSION!	

SUBJECT		DRAWN BY	MaGo	=
Project description		CHECKED BY	RBE	+
ADAPTED TO P&ID REVISION	04	LAST MODIFICATION DATE	13-Jul-22	CURRENT PAGE
CLIENT	Bushehr Petrochemical Company (BUPC)	AIRPACK DWG NO.	17811-05B	
CLIENT REF.	Bushehr MEG Plant Project	REVISION	06	
AIRPACK REF.	17811-05B	TOTAL PAGE AMOUNT	2	

Table of contents

Page	Page description	Supplementary page field	Date	Edited by
/1	Title page / cover sheet	1	29-6-2022	MaGo
/2	Project description	2	13-7-2022	MaGo
/3	Table of contents : /1 - =20-C-7080+UCP-C7080-01/22	3	13-7-2022	mgoeman
/4	Table of contents : =20-C-7080+UCP-C7080-01/23 - =20-C-7080+UCP-C7080-01/55	4	13-7-2022	mgoeman
/5	Table of contents : =20-C-7080+UCP-C7080-01/56 - =20-C-7080+PD-C-7080-01/6	5	13-7-2022	mgoeman
/6	Table of contents : =20-C-7080+PD-C-7080-01/7 - =20-C-7080+PD-C-7080-01/11	6	13-7-2022	mgoeman
/7	Device tag list : =+UCP-C7080-01-2TH11 - =20-C-7080+UCP-C7080-01-27K8	7	13-7-2022	mgoeman
/8	Device tag list : =20-C-7080+UCP-C7080-01-28K3 - =20-C-7080+UCP-C7080-01-6M18	8	13-7-2022	mgoeman
/9	Device tag list : =20-C-7080+UCP-C7080-01-6M19 - =20-C-7080+UCP-C7080-01-9U13	9	13-7-2022	mgoeman
/10	Device tag list : =20-C-7080+UCP-C7080-01-25U12 - =20-C-7080+PD-C-7080-01-5K4	10	13-7-2022	mgoeman
/11	Device tag list : =20-C-7080+PD-C-7080-01-5K6 - =20-C-7080+PD-C-7080-01-2V17	11	13-7-2022	mgoeman
=20-C-7080+UCP-C7080-01/1	TERMINAL STRIP DEFINITION	12	29-6-2022	MaGo
=20-C-7080+UCP-C7080-01/2	POWER SUPPLY	13	13-7-2022	MaGo
=20-C-7080+UCP-C7080-01/3	EMERGENCY SHUTDOWN	14	13-7-2022	MaGo
=20-C-7080+UCP-C7080-01/4	SOLENOIDS	15	13-7-2022	MaGo
=20-C-7080+UCP-C7080-01/5	PLC LAYOUT	16	13-7-2022	MaGo
=20-C-7080+UCP-C7080-01/6	IO RACK I	17	11-7-2022	MaGo
=20-C-7080+UCP-C7080-01/7	IO RACK II	18	11-7-2022	MaGo
=20-C-7080+UCP-C7080-01/8	DISPLAY	19	29-6-2022	MaGo
=20-C-7080+UCP-C7080-01/9	LOOP SPLITTERS	20	11-7-2022	MaGo
=20-C-7080+UCP-C7080-01/10	DIGITAL INPUTS I [6M7]	21	29-6-2022	MaGo
=20-C-7080+UCP-C7080-01/11	DIGITAL INPUTS I [6M7]	22	11-7-2022	MaGo
=20-C-7080+UCP-C7080-01/12	DIGITAL INPUTS I [6M7]	23	13-7-2022	MaGo
=20-C-7080+UCP-C7080-01/13	DIGITAL INPUTS I [6M7]	24	29-6-2022	MaGo
=20-C-7080+UCP-C7080-01/14	DIGITAL INPUTS I [6M9]	25	13-7-2022	MaGo
=20-C-7080+UCP-C7080-01/15	DIGITAL INPUTS I [6M9]	26	13-7-2022	MaGo
=20-C-7080+UCP-C7080-01/16	DIGITAL INPUTS I [6M9]	27	13-7-2022	MaGo
=20-C-7080+UCP-C7080-01/17	DIGITAL INPUTS I [6M9]	28	13-7-2022	MaGo
=20-C-7080+UCP-C7080-01/18	ANALOG INPUTS I [6M10]	29	13-7-2022	MaGo
=20-C-7080+UCP-C7080-01/19	ANALOG INPUTS I [6M10]	30	13-7-2022	MaGo
=20-C-7080+UCP-C7080-01/20	ANALOG INPUTS I [6M12]	31	13-7-2022	MaGo
=20-C-7080+UCP-C7080-01/21	ANALOG INPUTS I [6M12]	32	29-6-2022	MaGo
=20-C-7080+UCP-C7080-01/22	ANALOG INPUTS I [6M14]	33	29-6-2022	MaGo



CLIENT DWG NO.	BU-20-VD-303-IN-DIG-0093
EQUIPMENT NO.	20-C-7080
EQUIPMENT LOCATION	Iran, Onshore
THIS DRAWING IS OWNED BY AIRPACK, AND SHALL NOT BE PRINTED OR COPIED IN ANY OTHER WAY THAN WITH AIRPACKS PERMISSION!	

SUBJECT Table of contents : /1 - =20-C-7080+UCP-C7080-01/22	
ADAPTED TO P&ID REVISION	04
CLIENT	Bushehr Petrochemical Company (BUPC)
CLIENT REF.	Bushehr MEG Plant Project
AIRPACK REF.	17811-05B

DRAWN BY	MaGo
CHECKED BY	RBE
LAST MODIFICATION DATE	13-Jul-22
AIRPACK DWG NO.	17811-05B
REVISION	06
TOTAL PAGE AMOUNT	3

=	
+	
CURRENT PAGE	3

Table of contents

Page	Page description	Supplementary page field	Date	Edited by
=20-C-7080+UCP-C7080-01/23	ANALOG INPUTS I [6M14]	34	29-6-2022	MaGo
=20-C-7080+UCP-C7080-01/24	DIGITAL OUTPUTS I [6M15]	35	13-7-2022	MaGo
=20-C-7080+UCP-C7080-01/25	DIGITAL OUTPUTS I [6M15]	36	29-6-2022	MaGo
=20-C-7080+UCP-C7080-01/26	DIGITAL OUTPUTS I [6M16]	37	13-7-2022	MaGo
=20-C-7080+UCP-C7080-01/27	DIGITAL OUTPUTS I [6M16]	38	13-7-2022	MaGo
=20-C-7080+UCP-C7080-01/28	DIGITAL OUTPUTS I [6M18]	39	13-7-2022	MaGo
=20-C-7080+UCP-C7080-01/29	DIGITAL OUTPUTS I [6M18]	40	29-6-2022	MaGo
=20-C-7080+UCP-C7080-01/30	DIGITAL OUTPUTS I [6M19]	41	13-7-2022	MaGo
=20-C-7080+UCP-C7080-01/31	DIGITAL OUTPUTS I [6M19]	42	29-6-2022	MaGo
=20-C-7080+UCP-C7080-01/32	EMPTY PAGE	43	29-6-2022	MaGo
=20-C-7080+UCP-C7080-01/33	DIGITAL INPUTS II [7M7]	44	29-6-2022	MaGo
=20-C-7080+UCP-C7080-01/34	DIGITAL INPUTS II [7M7]	45	29-6-2022	MaGo
=20-C-7080+UCP-C7080-01/35	DIGITAL INPUTS II [7M7]	46	29-6-2022	MaGo
=20-C-7080+UCP-C7080-01/36	DIGITAL INPUTS II [7M7]	47	29-6-2022	MaGo
=20-C-7080+UCP-C7080-01/37	DIGITAL INPUTS II [7M9]	48	13-7-2022	MaGo
=20-C-7080+UCP-C7080-01/38	DIGITAL INPUTS II [7M9]	49	29-6-2022	MaGo
=20-C-7080+UCP-C7080-01/39	DIGITAL INPUTS II [7M9]	50	13-7-2022	MaGo
=20-C-7080+UCP-C7080-01/40	DIGITAL INPUTS II [7M9]	51	13-7-2022	MaGo
=20-C-7080+UCP-C7080-01/41	ANALOG INPUTS II [7M10]	52	29-6-2022	MaGo
=20-C-7080+UCP-C7080-01/42	ANALOG INPUTS II [7M10]	53	29-6-2022	MaGo
=20-C-7080+UCP-C7080-01/43	ANALOG INPUTS II [7M12]	54	29-6-2022	MaGo
=20-C-7080+UCP-C7080-01/44	ANALOG INPUTS II [7M12]	55	29-6-2022	MaGo
=20-C-7080+UCP-C7080-01/45	ANALOG INPUTS II [7M14]	56	29-6-2022	MaGo
=20-C-7080+UCP-C7080-01/46	ANALOG INPUTS II [7M14]	57	29-6-2022	MaGo
=20-C-7080+UCP-C7080-01/47	DIGITAL OUTPUTS II [7M15]	58	29-6-2022	MaGo
=20-C-7080+UCP-C7080-01/48	DIGITAL OUTPUTS II [7M15]	59	29-6-2022	MaGo
=20-C-7080+UCP-C7080-01/49	DIGITAL OUTPUTS II [7M16]	60	29-6-2022	MaGo
=20-C-7080+UCP-C7080-01/50	DIGITAL OUTPUTS II [7M16]	61	13-7-2022	MaGo
=20-C-7080+UCP-C7080-01/51	DIGITAL OUTPUTS II [7M18]	62	13-7-2022	MaGo
=20-C-7080+UCP-C7080-01/52	DIGITAL OUTPUTS II [7M18]	63	29-6-2022	MaGo
=20-C-7080+UCP-C7080-01/53	DIGITAL OUTPUTS II [7M19]	64	13-7-2022	MaGo
=20-C-7080+UCP-C7080-01/54	DIGITAL OUTPUTS II [7M19]	65	29-6-2022	MaGo
=20-C-7080+UCP-C7080-01/55	SIGNALS TO DISTRIBUTION BOARD	66	13-7-2022	MaGo



CLIENT DWG NO.	BU-20-VD-303-IN-DIG-0093
EQUIPMENT NO.	20-C-7080
EQUIPMENT LOCATION	Iran, Onshore
THIS DRAWING IS OWNED BY AIRPACK, AND SHALL NOT BE PRINTED OR COPIED IN ANY OTHER WAY THAN WITH AIRPACKS PERMISSION!	

SUBJECT	
Table of contents : =20-C-7080+UCP-C7080-01/23 - =20-C-7080+UCP-C7080-01/55	
ADAPTED TO P&ID REVISION	04
CLIENT	Bushehr Petrochemical Company (BUPC)
CLIENT REF.	Bushehr MEG Plant Project
AIRPACK REF.	17811-05B

DRAWN BY	MaGo
CHECKED BY	RBE
LAST MODIFICATION DATE	13-Jul-22
AIRPACK DWG NO.	17811-05B
REVISION	06
TOTAL PAGE AMOUNT	4

=	
+	
CURRENT PAGE	
4	

Table of contents

Page	Page description	Supplementary page field	Date	Edited by
=20-C-7080+UCP-C7080-01/56	SIGNALS FROM DISTRIBUTION BOARD	67	13-7-2022	MaGo
=20-C-7080+UCP-C7080-01/57	SIGNALS TO / FROM ESD AND FROM FCS	68	13-7-2022	MaGo
=20-C-7080+UCP-C7080-01/58	PID CONTROL FLOW VALVE	69	13-7-2022	MaGo
=20-C-7080+UCP-C7080-01/59	Terminal diagram =20-C-7080+UCP-C7080-01-X0	70	13-7-2022	mgoeman
=20-C-7080+UCP-C7080-01/60	Terminal diagram =20-C-7080+UCP-C7080-01-X1	71	13-7-2022	mgoeman
=20-C-7080+UCP-C7080-01/61	Terminal diagram =20-C-7080+UCP-C7080-01-X2	72	13-7-2022	mgoeman
=20-C-7080+UCP-C7080-01/63	Terminal diagram =20-C-7080+UCP-C7080-01-X5	73	13-7-2022	mgoeman
=20-C-7080+UCP-C7080-01/64	Terminal diagram =20-C-7080+UCP-C7080-01-X5	74	13-7-2022	mgoeman
=20-C-7080+UCP-C7080-01/65	Terminal diagram =20-C-7080+UCP-C7080-01-X8	75	13-7-2022	mgoeman
=20-C-7080+UCP-C7080-01/66	Terminal diagram =20-C-7080+UCP-C7080-01-X9	76	13-7-2022	mgoeman
=20-C-7080+UCP-C7080-01/67	Terminal diagram =20-C-7080+UCP-C7080-01-X10	77	13-7-2022	mgoeman
=20-C-7080+UCP-C7080-01/68	Terminal diagram =20-C-7080+UCP-C7080-01-X11	78	13-7-2022	mgoeman
=20-C-7080+JNDX-C7080-01/1	TERMINAL STRIP DEFINITION	79	13-7-2022	MaGo
=20-C-7080+JNDX-C7080-01/2	CONNECTION SOLENOIDS	80	13-7-2022	MaGo
=20-C-7080+JNDX-C7080-01/3	Terminal diagram =20-C-7080+JNDX-C7080-01-X1	81	29-6-2022	MaGo
=20-C-7080+JIAX-C7080-01/1	TERMINAL STRIP DEFINITION	82	13-7-2022	MaGo
=20-C-7080+JIAX-C7080-01/2	CONNECTION TRANSMITTERS	83	13-7-2022	MaGo
=20-C-7080+JIAX-C7080-01/3	CONNECTION TRANSMITTERS	84	13-7-2022	MaGo
=20-C-7080+JIAX-C7080-01/4	CONNECTION CONTROL VALVE	85	13-7-2022	MaGo
=20-C-7080+JIAX-C7080-01/5	Terminal diagram =20-C-7080+JIAX-C7080-01-X2	86	13-7-2022	mgoeman
=20-C-7080+JIAX-C7080-01/6	Terminal diagram =20-C-7080+JIAX-C7080-01-X2	87	13-7-2022	mgoeman
=20-C-7080+LP-C7080-01/1	TERMINAL STRIP DEFINITION	88	13-7-2022	MaGo
=20-C-7080+LP-C7080-01/2	CONNECTION PUSHBUTTONS	89	13-7-2022	MaGo
=20-C-7080+LP-C7080-01/3	CONNECTION LAMPS	90	13-7-2022	MaGo
=20-C-7080+LP-C7080-01/4	CONNECTION ESD BUTTON AND SIGNAL LIGHTS	91	13-7-2022	MaGo
=20-C-7080+LP-C7080-01/5	Terminal diagram =20-C-7080+LP-C7080-01-X5	92	13-7-2022	mgoeman
=20-C-7080+LP-C7080-01/6	Terminal diagram =20-C-7080+LP-C7080-01-X9	93	13-7-2022	mgoeman
=20-C-7080+PD-C-7080-01/1	TERMINAL STRIP DEFINITION	94	13-7-2022	MaGo
=20-C-7080+PD-C-7080-01/2	POWER SUPPLY	95	13-7-2022	MaGo
=20-C-7080+PD-C-7080-01/3	MAIN MOTOR	96	13-7-2022	MaGo
=20-C-7080+PD-C-7080-01/4	OIL HEATER	97	13-7-2022	MaGo
=20-C-7080+PD-C-7080-01/5	SIGNALS FROM UCP	98	13-7-2022	MaGo
=20-C-7080+PD-C-7080-01/6	SIGNALS TO UCP	99	13-7-2022	MaGo






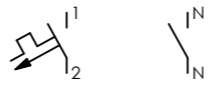
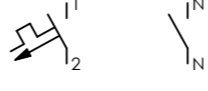
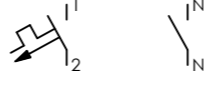

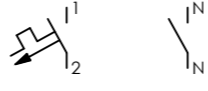

CLIENT DWG NO. BU-20-VD-303-IN-DIG-0093
 EQUIPMENT NO. 20-C-7080
 EQUIPMENT LOCATION Iran, Onshore
 THIS DRAWING IS OWNED BY AIRPACK, AND SHALL NOT BE PRINTED OR COPIED IN ANY OTHER WAY THAN WITH AIRPACKS PERMISSION!

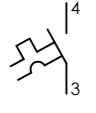
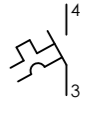

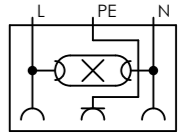





SUBJECT
 Table of contents : =20-C-7080+UCP-C7080-01/56 - =20-C-7080+PD-C-7080-01/6
 ADAPTED TO P&ID REVISION 04
 CLIENT Bushehr Petrochemical Company (BUPC)
 CLIENT REF. Bushehr MEG Plant Project
 AIRPACK REF. 17811-05B

DRAWN BY MaGo
 CHECKED BY RBE
 LAST MODIFICATION DATE 13-Jul-22
 AIRPACK DWG NO. 17811-05B
 REVISION 06
 TOTAL PAGE AMOUNT 5

=
 +
 CURRENT PAGE
 5

DEVICE TAG LIST

Device tag	Function text	Tech. car.	Symbol
+UCP-C7080-01-2TH11		SET@10°C	
+UCP-C7080-01-2TH14		SET@10°C	
=20-C-7080+UCP-C7080-01-8A9		DISPLAY	
=20-C-7080+UCP-C7080-01-2F9		230VAC 6A C Char MCB	
=20-C-7080+UCP-C7080-01-2F11		230VAC 2A C Char MCB	
=20-C-7080+UCP-C7080-01-2F15		110VAC 10A C Char MCB	
=20-C-7080+UCP-C7080-01-2F15.1		24VDC 20A MCB	
=20-C-7080+UCP-C7080-01-2F17		110VAC 20A C Char MCB	
=20-C-7080+UCP-C7080-01-2F17.1		24VDC 20A MCB	

Device tag	Function text	Tech. car.	Symbol
=20-C-7080+UCP-C7080-01-5F2		24VDC 6A MCB	
=20-C-7080+UCP-C7080-01-5F11		24VDC 6A MCB	
=20-C-7080+UCP-C7080-01-2G15		QUINT DIODE	
=20-C-7080+UCP-C7080-01-2H10			
=20-C-7080+UCP-C7080-01-25H4	COMPRESSOR B OPERATIONAL XL-71106	GREEN 24Vdc	
=20-C-7080+UCP-C7080-01-25H6	COMPRESSOR B RUNNING XL-71107	GREEN 24Vdc	
=20-C-7080+UCP-C7080-01-25H8	COMPRESSOR B COMMON ALARM XL-71108	AMBER 24Vdc	
=20-C-7080+UCP-C7080-01-25H10	COMPRESSOR B COMMON TRIP XL-71109	RED 24Vdc	
=20-C-7080+UCP-C7080-01-27K8	COMPRESSOR B FORCED SHUTDOWN HS-715-SD-1	24Vdc	



CLIENT DWG NO.	BU-20-VD-303-IN-DIG-0093
EQUIPMENT NO.	20-C-7080
EQUIPMENT LOCATION	Iran, Onshore
THIS DRAWING IS OWNED BY AIRPACK, AND SHALL NOT BE PRINTED OR COPIED IN ANY OTHER WAY THAN WITH AIRPACKS PERMISSION!	

SUBJECT	
Device tag list : =+UCP-C7080-01-2TH11 - =20-C-7080+UCP-C7080-01-27K8	
ADAPTED TO P&ID REVISION	04
CLIENT	Bushehr Petrochemical Company (BUPC)
CLIENT REF.	Bushehr MEG Plant Project
AIRPACK REF.	17811-05B

DRAWN BY	MaGo
CHECKED BY	RBE
LAST MODIFICATION DATE	13-Jul-22
AIRPACK DWG NO.	17811-05B
REVISION	06
TOTAL PAGE AMOUNT	7

=	
+	
CURRENT PAGE	7

DEVICE TAG LIST

Device tag	Function text	Tech. car.	Symbol
=20-C-7080+UCP-C7080-01-28K3		24Vdc	
=20-C-7080+UCP-C7080-01-28K5		24Vdc	
=20-C-7080+UCP-C7080-01-28K8		24Vdc	
=20-C-7080+UCP-C7080-01-28K10		24Vdc	
=20-C-7080+UCP-C7080-01-28K12		24Vdc	
=20-C-7080+UCP-C7080-01-30K4	COMPRESSOR B MAIN MOTOR 20-C-7080-M START/STOP XS-71122-ST/SP	24Vdc	
=20-C-7080+UCP-C7080-01-30K6	COMPRESSOR B OIL HEATER LG-71101 ON/OFF XS-71123-ST/SP	24Vdc	
=20-C-7080+UCP-C7080-01-30K10		24Vdc	
=20-C-7080+UCP-C7080-01-57K12		24Vdc	

Device tag	Function text	Tech. car.	Symbol
=20-C-7080+UCP-C7080-01-5M2	PLC POWER SUPPLY		
=20-C-7080+UCP-C7080-01-5M3	S7-400 CPU		
=20-C-7080+UCP-C7080-01-5M5	COMMUNICATION MODULE [CP443-1]		
=20-C-7080+UCP-C7080-01-5M11	PLC POWER SUPPLY		
=20-C-7080+UCP-C7080-01-5M12	S7-400 CPU		
=20-C-7080+UCP-C7080-01-5M14	COMMUNICATION MODULE [CP443-1]		
=20-C-7080+UCP-C7080-01-6M15	FS 10DO	SM326 24VDC	
=20-C-7080+UCP-C7080-01-6M16	=	SM326 24VDC	
=20-C-7080+UCP-C7080-01-6M18	=	SM326 24VDC	



CLIENT DWG NO.	BU-20-VD-303-IN-DIG-0093
EQUIPMENT NO.	20-C-7080
EQUIPMENT LOCATION	Iran, Onshore
THIS DRAWING IS OWNED BY AIRPACK, AND SHALL NOT BE PRINTED OR COPIED IN ANY OTHER WAY THAN WITH AIRPACKS PERMISSION!	

SUBJECT	
Device tag list : =20-C-7080+UCP-C7080-01-28K3 - =20-C-7080+UCP-C7080-01-6M18	
ADAPTED TO P&ID REVISION	04
CLIENT	Bushehr Petrochemical Company (BUPC)
CLIENT REF.	Bushehr MEG Plant Project
AIRPACK REF.	17811-05B

DRAWN BY	MaGo
CHECKED BY	RBE
LAST MODIFICATION DATE	13-Jul-22
AIRPACK DWG NO.	17811-05B
REVISION	06
TOTAL PAGE AMOUNT	8

=
+
CURRENT PAGE

DEVICE TAG LIST

Device tag	Function text	Tech. car.	Symbol
=20-C-7080+UCP-C7080-01-6M19	FS 10DO	SM326 24VDC	
=20-C-7080+UCP-C7080-01-7M15	=	SM326 24VDC	
=20-C-7080+UCP-C7080-01-7M16	=	SM326 24VDC	
=20-C-7080+UCP-C7080-01-7M18	=	SM326 24VDC	
=20-C-7080+UCP-C7080-01-7M19	=	SM326 24VDC	
=20-C-7080+UCP-C7080-01-2S2		MAIN SWITCH HS-71102	
=20-C-7080+UCP-C7080-01-2S4		MAIN SWITCH HS-71103	
=20-C-7080+UCP-C7080-01-2S6		MAIN SWITCH HS-71104	
=20-C-7080+UCP-C7080-01-3S6		Red PB-71107	

Device tag	Function text	Tech. car.	Symbol
=20-C-7080+UCP-C7080-01-11S4	GREEN		
=20-C-7080+UCP-C7080-01-11S6	RED		
=20-C-7080+UCP-C7080-01-11S8	BLACK		
=20-C-7080+UCP-C7080-01-11S10	=		
=20-C-7080+UCP-C7080-01-11S12	=		
=20-C-7080+UCP-C7080-01-2U13			
=20-C-7080+UCP-C7080-01-9U6.1			
=20-C-7080+UCP-C7080-01-9U12			
=20-C-7080+UCP-C7080-01-9U13			



CLIENT DWG NO.	BU-20-VD-303-IN-DIG-0093
EQUIPMENT NO.	20-C-7080
EQUIPMENT LOCATION	Iran, Onshore
THIS DRAWING IS OWNED BY AIRPACK, AND SHALL NOT BE PRINTED OR COPIED IN ANY OTHER WAY THAN WITH AIRPACKS PERMISSION!	

SUBJECT	
Device tag list : =20-C-7080+UCP-C7080-01-6M19 - =20-C-7080+UCP-C7080-01-9U13	
ADAPTED TO P&ID REVISION	04
CLIENT	Bushehr Petrochemical Company (BUPC)
CLIENT REF.	Bushehr MEG Plant Project
AIRPACK REF.	17811-05B

DRAWN BY	MaGo
CHECKED BY	RBE
LAST MODIFICATION DATE	13-Jul-22
AIRPACK DWG NO.	17811-05B
REVISION	06
TOTAL PAGE AMOUNT	9


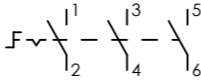





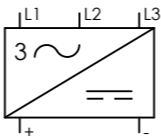
=	
+	
CURRENT PAGE	

DEVICE TAG LIST

Device tag	Function text	Tech. car.	Symbol
=20-C-7080+UCP-C7080-01-25U12	COMPRESSOR B HOURMETER HM-71101	24Vdc	
=20-C-7080+UCP-C7080-01-58U5	PID controller Flow valve 4-20mA Input	4-20mA control	
=20-C-7080+UCP-C7080-01-2V15		110VAC 24VDC 20A	
=20-C-7080+UCP-C7080-01-2V17		110VAC 24VDC 20A	
=20-C-7080+LP-C7080-01-3H4	GREEN	XL-71101	
=20-C-7080+LP-C7080-01-3H6	=	XL-71102	
=20-C-7080+LP-C7080-01-3H8	AMBER	XL-71103	
=20-C-7080+LP-C7080-01-3H10	RED	XL-71104	
=20-C-7080+LP-C7080-01-2S4	GREEN	PB-71101	

Device tag	Function text	Tech. car.	Symbol
=20-C-7080+LP-C7080-01-2S6	RED	PB-71102	
=20-C-7080+LP-C7080-01-2S8	BLACK	PB-71104	
=20-C-7080+LP-C7080-01-2S10	LOCAL/OFF/REMOTE	HS-71101	
=20-C-7080+LP-C7080-01-4S3	Red	PB-71103	
=20-C-7080+PD-C-7080-01-2F17		10A MCB C Char	
=20-C-7080+PD-C-7080-01-2F17.1		6A MCB C Char	
=20-C-7080+PD-C-7080-01-3F3		400VAC 40A C Char MCCB	
=20-C-7080+PD-C-7080-01-4F4		230VAC 5A C Char MCB	
=20-C-7080+PD-C-7080-01-5K4	Interface relay Main Motor Start/Stop	XS-71122-ST/SP	

DEVICE TAG LIST

Device tag	Function text	Tech. car.	Symbol
=20-C-7080+PD-C-7080-01-5K6	Interface relay Oil heater On/Off	XS-71123-ST/SP	
=20-C-7080+PD-C-7080-01-2Q3	Main Switch		
=20-C-7080+PD-C-7080-01-4Q3		MCCB SET @ 1A 0,35-1.4A	
=20-C-7080+PD-C-7080-01-3U2		MPCB SET @ 28,5A 23-32A 15KW	
=20-C-7080+PD-C-7080-01-3U2.1		contactor 60A AC-3 3P	
=20-C-7080+PD-C-7080-01-4U4	SSR	SSR ON/OFF control 12 VDC - 21mA AC 7-264V Current AC-1 15A	
=20-C-7080+PD-C-7080-01-4U14	PID controller Oil heater PT100 input	On/off control	
=20-C-7080+PD-C-7080-01-2V17		400VAC 24VDC 5A	

Device tag	Function text	Tech. car.	Symbol

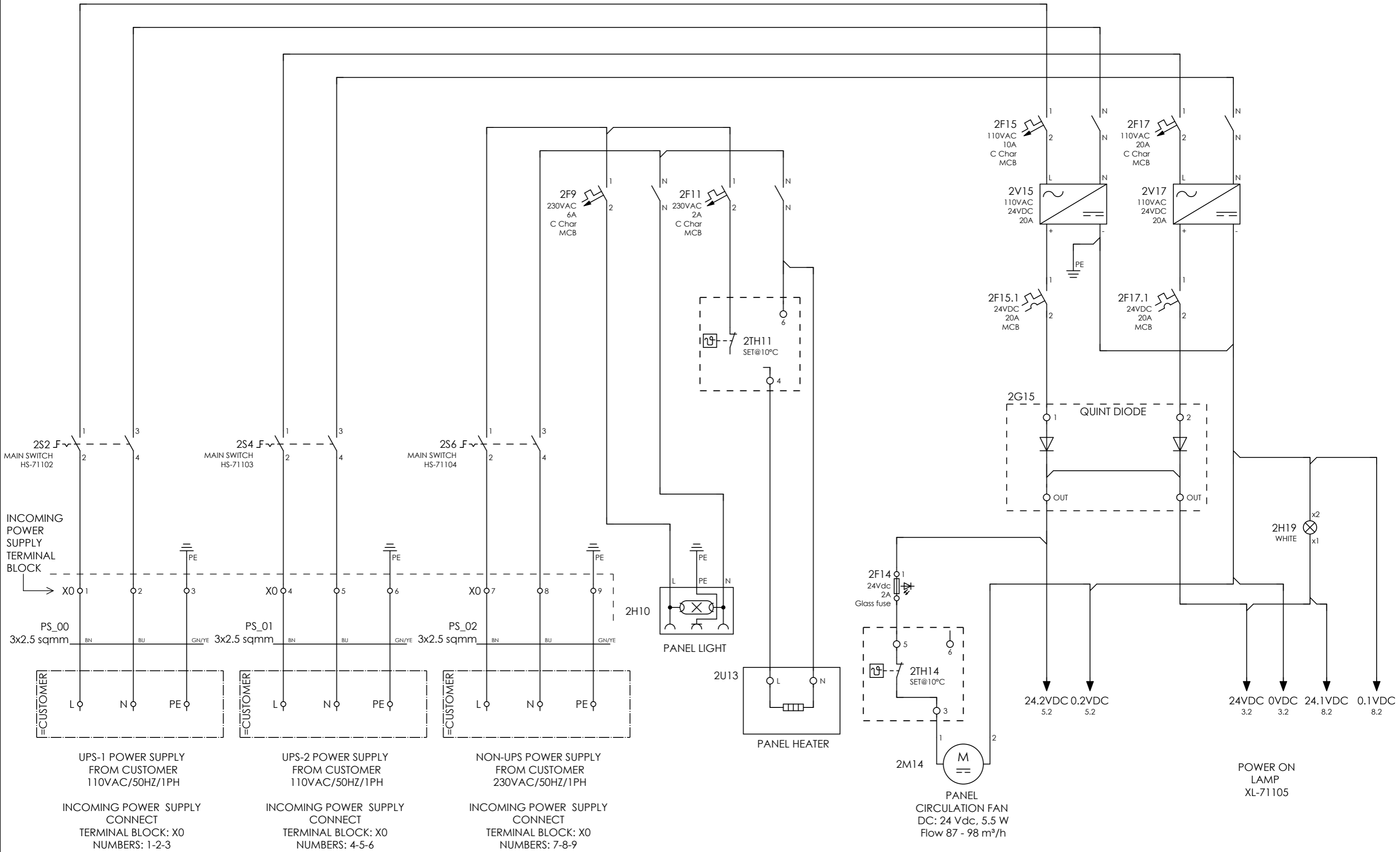
UNIT CONTROL PANEL UCP-C7080-01

TERMINAL STRIP DEFINITION

- X0 = POWER SUPPLY 110VAC / 230VAC FROM CUSTOMER
- X1 = SOLENOIDS
- X2 = ANALOGUE INPUTS
- X4 = SERIAL COMMUNICATION MODBUS TCP/IP TO CUSTOMER
- X5 = CONNECTION PUSHBUTTONS / LAMPS
- X8 = SIGNALS TO / FROM DISTRIBUTION BOARD
- X9 = EMERGENCY SHUTDOWN
- X10 = SIGNALS TO / FROM ESD
- X11 = SIGNALS FROM FCS



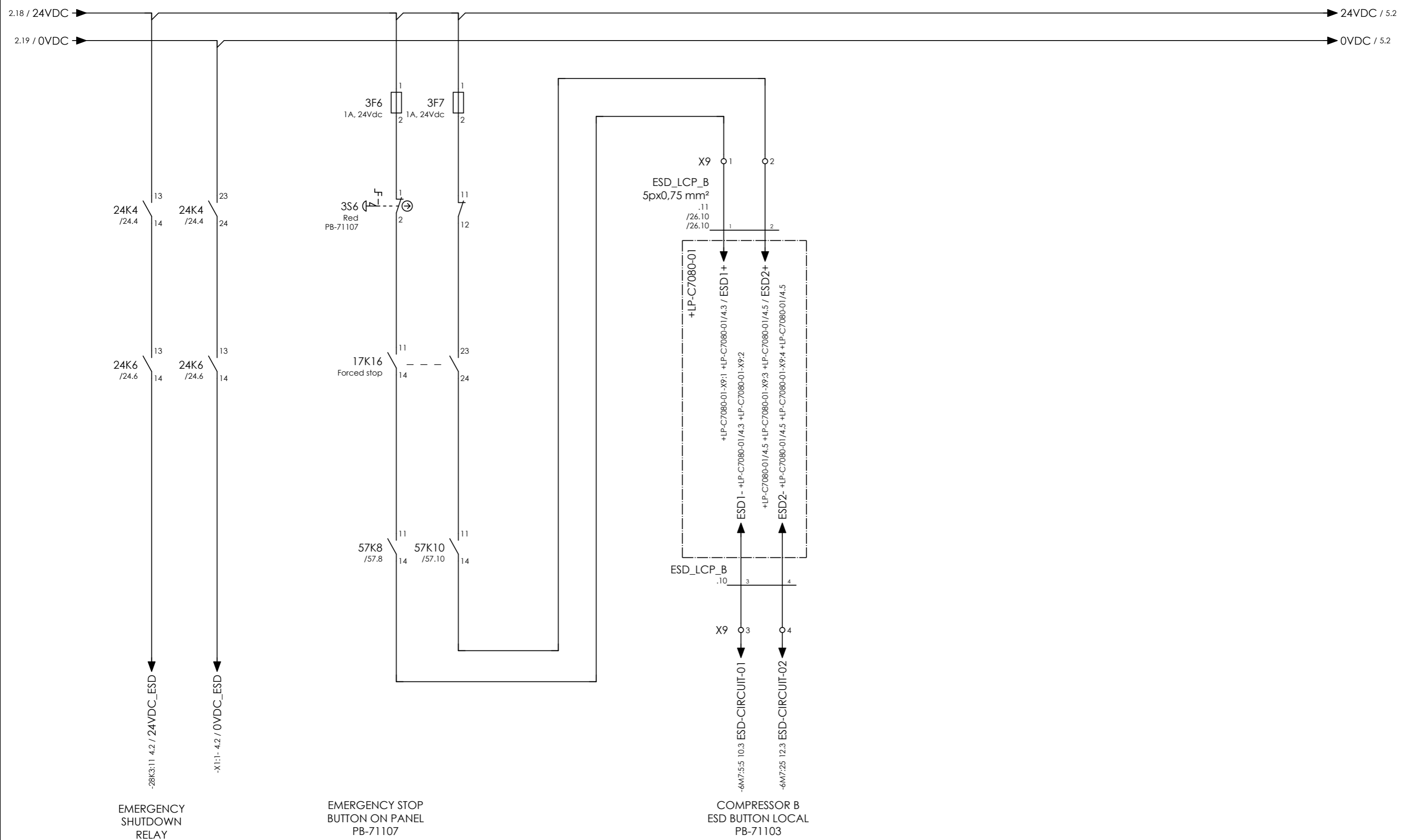
CLIENT DWG NO.	BU-20-VD-303-IN-DIG-0093	SUBJECT		DRAWN BY	MaGo	= 20-C-7080
EQUIPMENT NO.	20-C-7080	TERMINAL STRIP DEFINITION		CHECKED BY	RBE	+ UCP-C7080-01
EQUIPMENT LOCATION	Iran, Onshore	ADAPTED TO P&ID REVISION	04	LAST MODIFICATION DATE	13-Jul-22	CURRENT PAGE
THIS DRAWING IS OWNED BY AIRPACK, AND SHALL NOT BE PRINTED OR COPIED IN ANY OTHER WAY THAN WITH AIRPACKS PERMISSION!		CLIENT	Bushehr Petrochemical Company (BUPC)	AIRPACK DWG NO.	17811-05B	
		CLIENT REF.	Bushehr MEG Plant Project	REVISION	06	
		AIRPACK REF.	17811-05B	TOTAL PAGE AMOUNT	12	



CLIENT DWG NO.	BU-20-VD-303-IN-DIG-0093
EQUIPMENT NO.	20-C-7080
EQUIPMENT LOCATION	Iran, Onshore
THIS DRAWING IS OWNED BY AIRPACK, AND SHALL NOT BE PRINTED OR COPIED IN ANY OTHER WAY THAN WITH AIRPACKS PERMISSION!	

SUBJECT POWER SUPPLY	
ADAPTED TO P&ID REVISION	04
CLIENT	Bushehr Petrochemical Company (BUPC)
CLIENT REF.	Bushehr MEG Plant Project
AIRPACK REF.	17811-05B

DRAWN BY	MaGo	= 20-C-7080
CHECKED BY	RBE	+ UCP-C7080-01
LAST MODIFICATION DATE	13-Jul-22	CURRENT PAGE
AIRPACK DWG NO.	17811-05B	
REVISION	06	
TOTAL PAGE AMOUNT	13	



EMERGENCY SHUTDOWN RELAY

EMERGENCY STOP BUTTON ON PANEL PB-71107

COMPRESSOR B ESD BUTTON LOCAL PB-71103

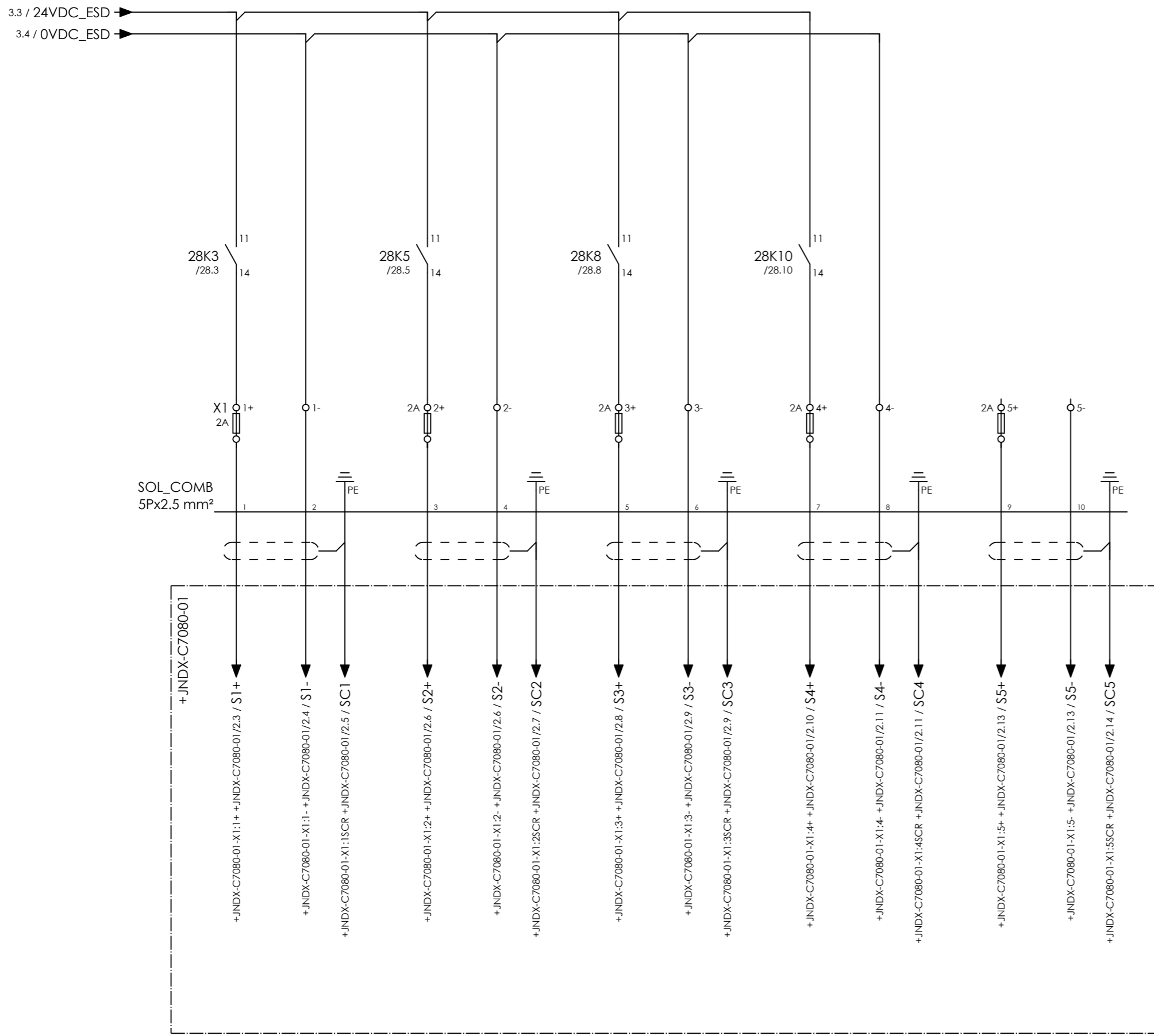


CLIENT DWG NO.	BU-20-VD-303-IN-DIG-0093
EQUIPMENT NO.	20-C-7080
EQUIPMENT LOCATION	Iran, Onshore
THIS DRAWING IS OWNED BY AIRPACK, AND SHALL NOT BE PRINTED OR COPIED IN ANY OTHER WAY THAN WITH AIRPACKS PERMISSION!	

SUBJECT EMERGENCY SHUTDOWN	
ADAPTED TO P&ID REVISION	04
CLIENT	Bushehr Petrochemical Company (BUPC)
CLIENT REF.	Bushehr MEG Plant Project
AIRPACK REF.	17811-05B

DRAWN BY	MaGo
CHECKED BY	RBE
LAST MODIFICATION DATE	13-Jul-22
AIRPACK DWG NO.	17811-05B
REVISION	06
TOTAL PAGE AMOUNT	14

= 20-C-7080
+ UCP-C7080-01
CURRENT PAGE



COMPRESSOR B
INLET
SOLENOID VALVE
XY-71101

COMPRESSOR B
COOLING WATER INLET
SOLENOID VALVE
XY-71102

SPARE

SPARE

SPARE

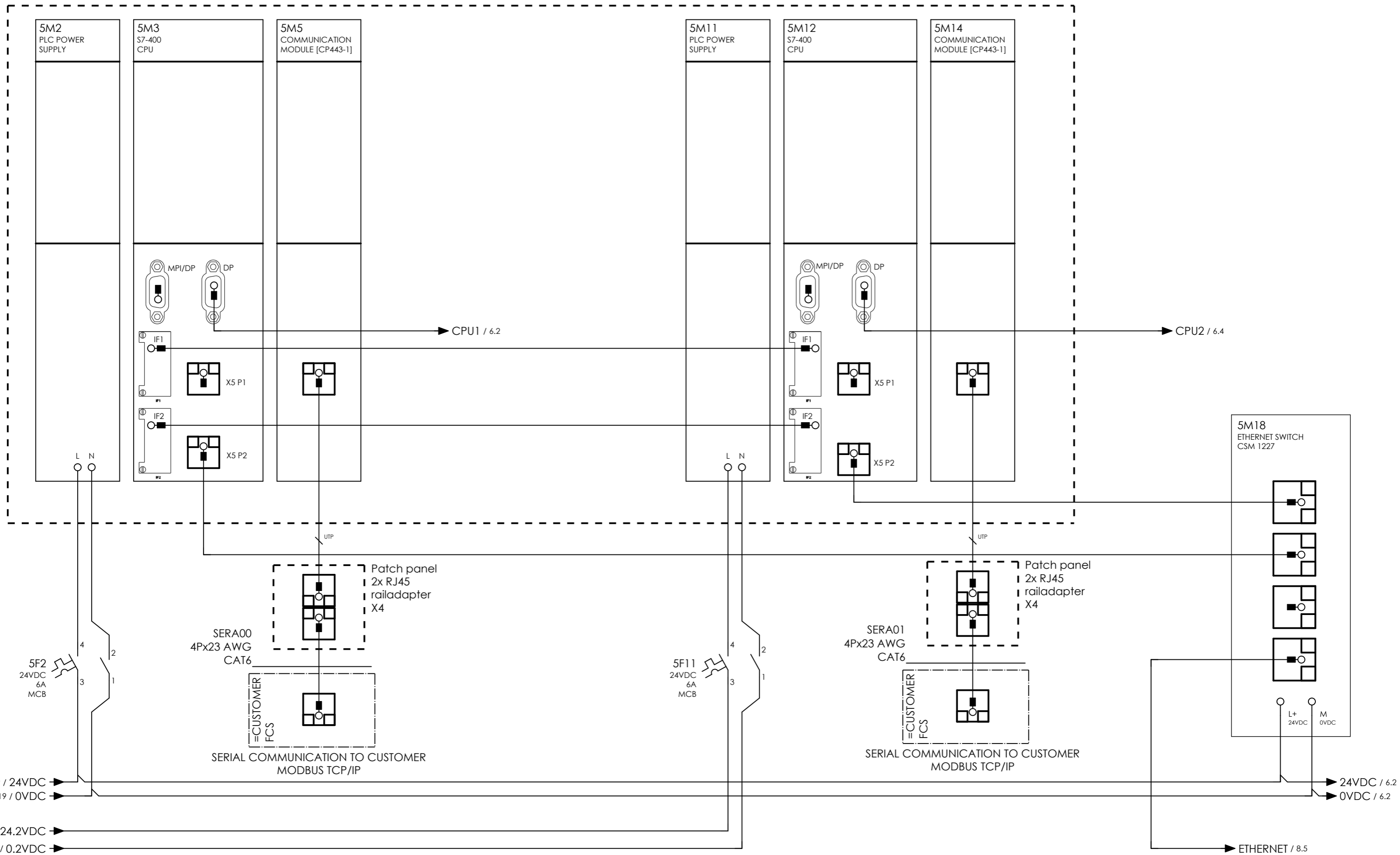


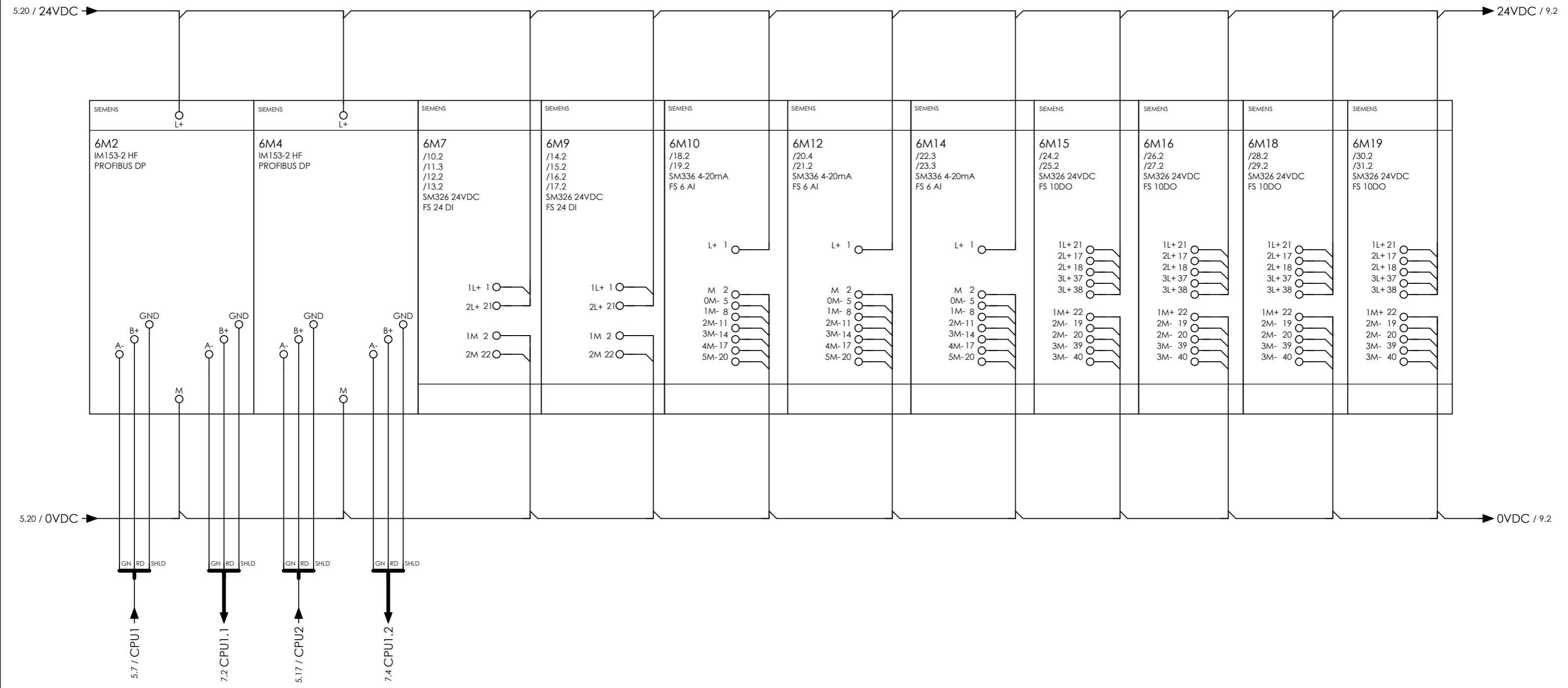
CLIENT DWG NO.	BU-20-VD-303-IN-DIG-0093
EQUIPMENT NO.	20-C-7080
EQUIPMENT LOCATION	Iran, Onshore
THIS DRAWING IS OWNED BY AIRPACK, AND SHALL NOT BE PRINTED OR COPIED IN ANY OTHER WAY THAN WITH AIRPACKS PERMISSION!	

SUBJECT SOLENOIDS	
ADAPTED TO P&ID REVISION	04
CLIENT	Bushehr Petrochemical Company (BUPC)
CLIENT REF.	Bushehr MEG Plant Project
AIRPACK REF.	17811-05B

DRAWN BY	MaGo
CHECKED BY	RBE
LAST MODIFICATION DATE	13-Jul-22
AIRPACK DWG NO.	17811-05B
REVISION	06
TOTAL PAGE AMOUNT	15

= 20-C-7080
+ UCP-C7080-01
CURRENT PAGE



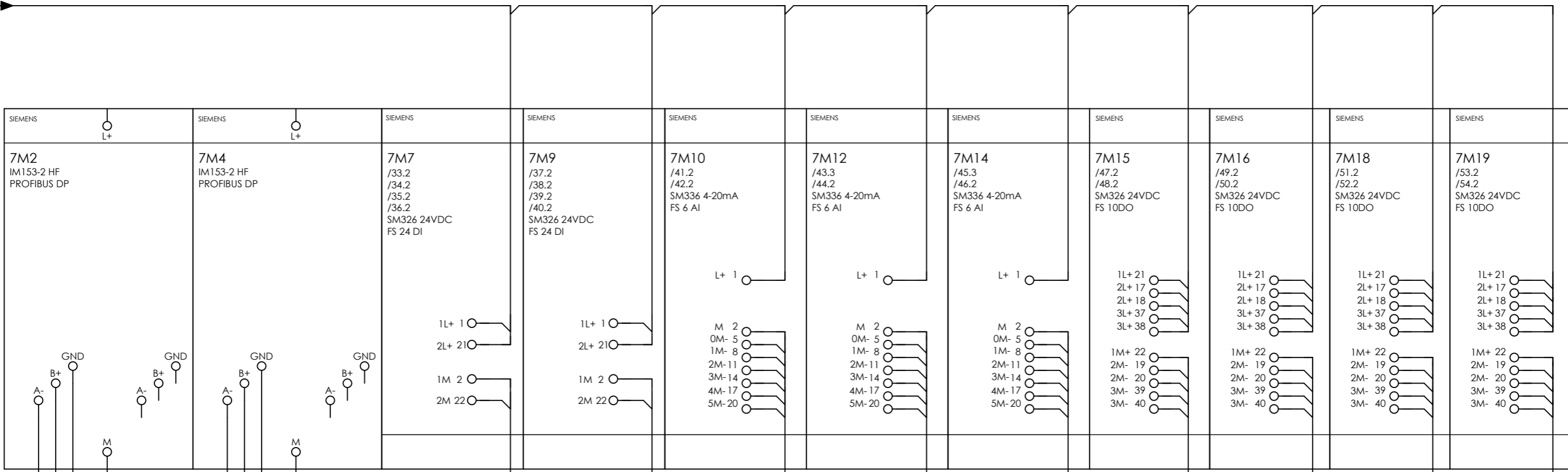


CLIENT DWG NO.	BU-20-VD-303-IN-DIG-0093
EQUIPMENT NO.	20-C-7080
EQUIPMENT LOCATION	Iran, Onshore
THIS DRAWING IS OWNED BY AIRPACK, AND SHALL NOT BE PRINTED OR COPIED IN ANY OTHER WAY THAN WITH AIRPACKS PERMISSION!	


SUBJECT IO RACK I	
ADAPTED TO P&ID REVISION	04
CLIENT	Bushehr Petrochemical Company (BUPC)
CLIENT REF.	Bushehr MEG Plant Project
AIRPACK REF.	17811-05B

DRAWN BY	MaGo	= 20-C-7080
CHECKED BY	RBE	+ UCP-C7080-01
LAST MODIFICATION DATE	13-Jul-22	CURRENT PAGE
AIRPACK DWG NO.	17811-05B	
REVISION	06	
TOTAL PAGE AMOUNT	17	

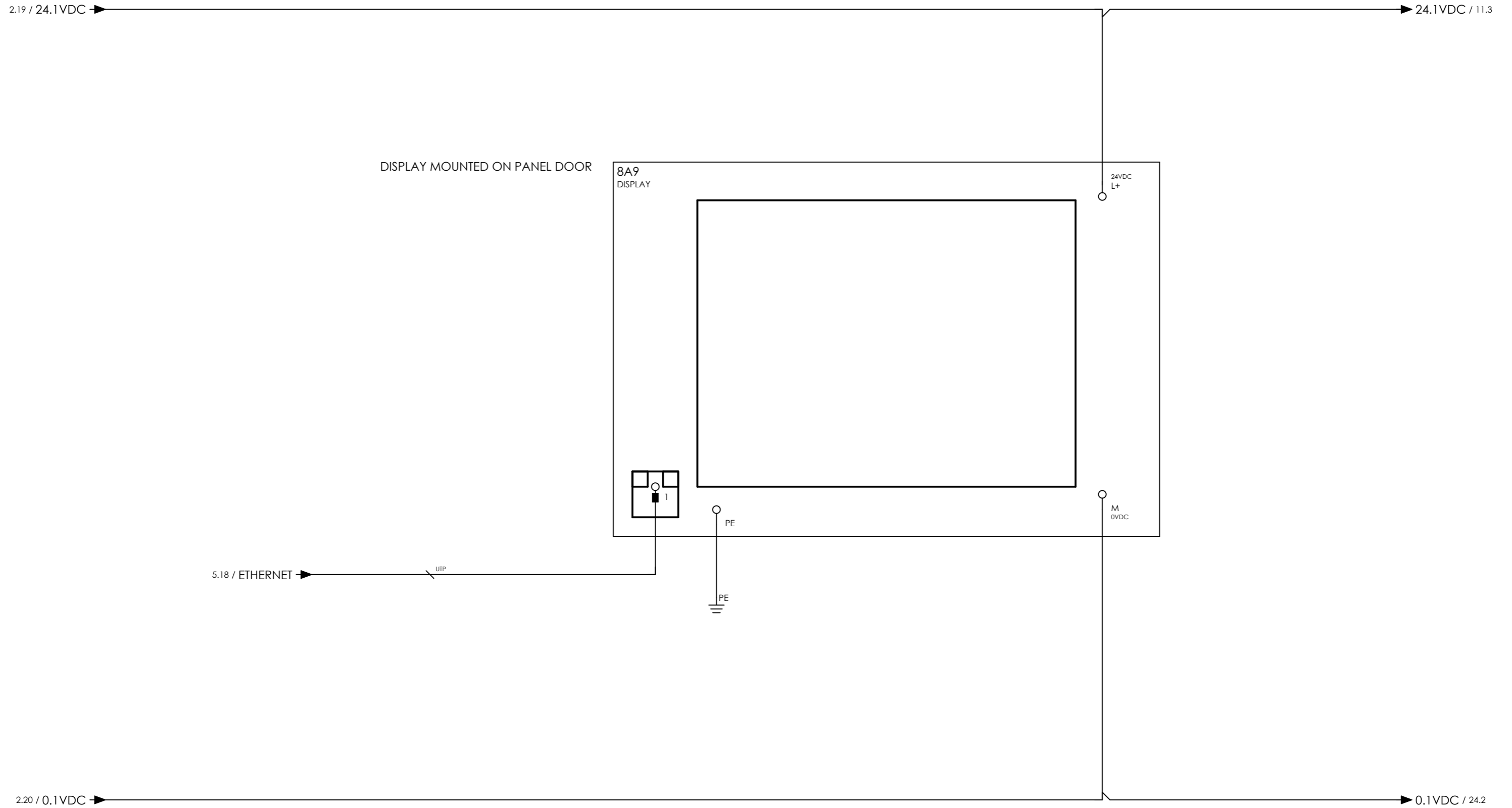
/ 24.2VDC →



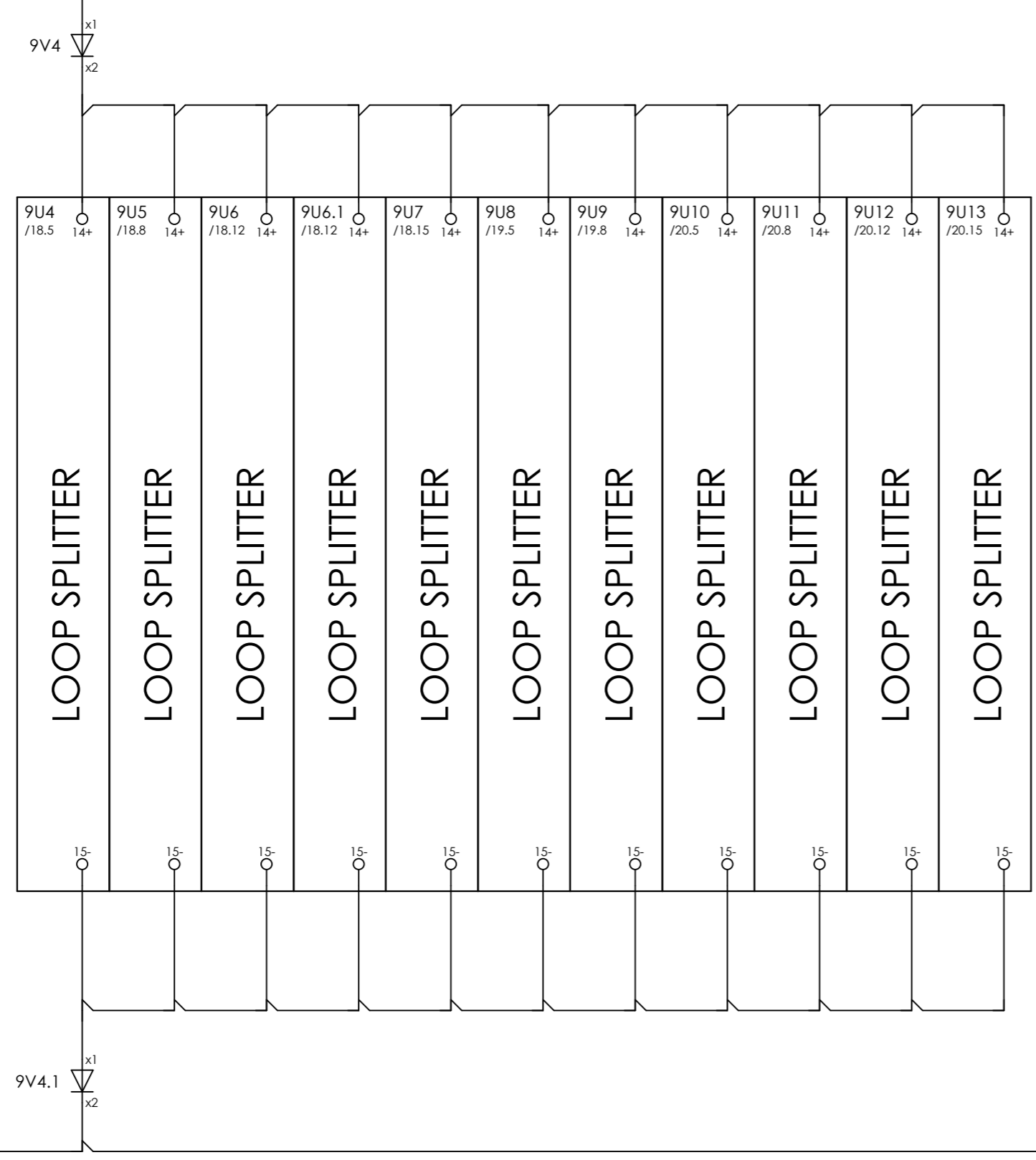
→ / 0.2VDC



CLIENT DWG NO.	BU-20-VD-303-IN-DIG-0093	SUBJECT		DRAWN BY	MaGo	= 20-C-7080
EQUIPMENT NO.	20-C-7080	IO RACK II		CHECKED BY	RBE	+ UCP-C7080-01
EQUIPMENT LOCATION	Iran, Onshore	ADAPTED TO P&ID REVISION	04	LAST MODIFICATION DATE	13-Jul-22	CURRENT PAGE
THIS DRAWING IS OWNED BY AIRPACK, AND SHALL NOT BE PRINTED OR COPIED IN ANY OTHER WAY THAN WITH AIRPACKS PERMISSION!		CLIENT	Bushehr Petrochemical Company (BUPC)	AIRPACK DWG NO.	17811-05B	
		CLIENT REF.	Bushehr MEG Plant Project	REVISION	06	
		AIRPACK REF.	17811-05B	TOTAL PAGE AMOUNT	18	



6.19 / 24VDC → 24VDC / 14.3



6.19 / 0VDC → 0VDC / 26.2



CLIENT DWG NO.	BU-20-VD-303-IN-DIG-0093
EQUIPMENT NO.	20-C-7080
EQUIPMENT LOCATION	Iran, Onshore

SUBJECT LOOP SPLITTERS	
ADAPTED TO P&ID REVISION	04
CLIENT	Bushehr Petrochemical Company (BUPC)
CLIENT REF.	Bushehr MEG Plant Project
AIRPACK REF.	17811-05B

DRAWN BY	MaGo
CHECKED BY	RBE
LAST MODIFICATION DATE	13-Jul-22
AIRPACK DWG NO.	17811-05B
REVISION	06
TOTAL PAGE AMOUNT	20

= 20-C-7080
+ UCP-C7080-01
CURRENT PAGE

THIS DRAWING IS OWNED BY AIRPACK, AND SHALL NOT BE PRINTED OR COPIED IN ANY OTHER WAY THAN WITH AIRPACKS PERMISSION!

3.11
ESD-CIRCUIT-01

DIO.0



ESD CIRCUIT 1

SPARE

SPARE

SPARE

SPARE

SPARE



CLIENT DWG NO.	BU-20-VD-303-IN-DIG-0093
EQUIPMENT NO.	20-C-7080
EQUIPMENT LOCATION	Iran, Onshore
THIS DRAWING IS OWNED BY AIRPACK, AND SHALL NOT BE PRINTED OR COPIED IN ANY OTHER WAY THAN WITH AIRPACKS PERMISSION!	

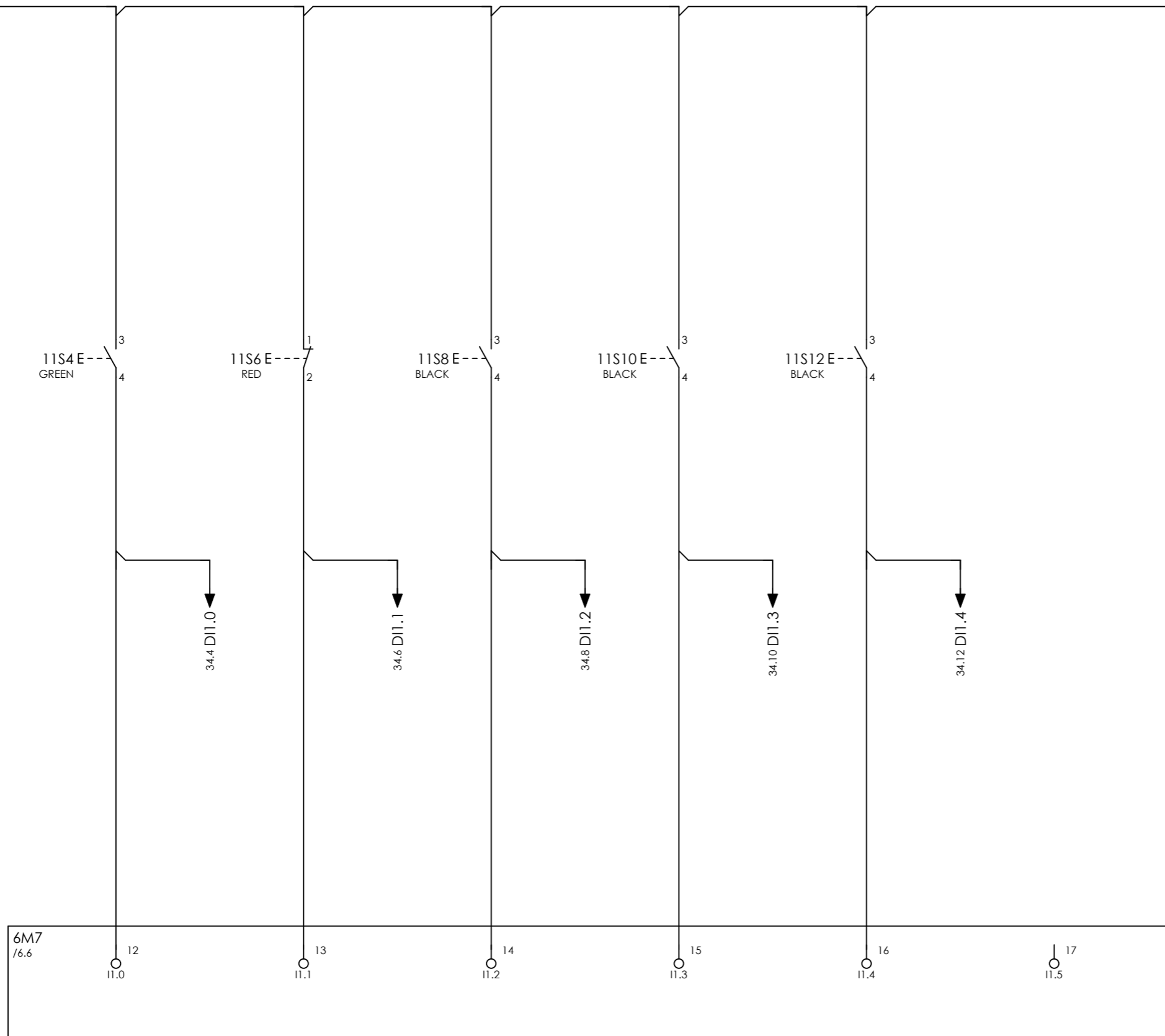
SUBJECT	
DIGITAL INPUTS I [6M7]	
ADAPTED TO P&ID REVISION	04
CLIENT	Bushehr Petrochemical Company (BUPC)
CLIENT REF.	Bushehr MEG Plant Project
AIRPACK REF.	17811-05B

DRAWN BY	MaGo
CHECKED BY	RBE
LAST MODIFICATION DATE	13-Jul-22
AIRPACK DWG NO.	17811-05B
REVISION	06
TOTAL PAGE AMOUNT	21

= 20-C-7080
+ UCP-C7080-01
CURRENT PAGE

8.19 / 24.1VDC

24.1VDC / 13.2



COMPRESSOR B
START
PB-71105

COMPRESSOR B
STOP
PB-71106

COMPRESSOR B
LAMPTEST
PB-71108

COMPRESSOR B
ACCEPT
PB-71109

COMPRESSOR B
RESET
PB-71110

SPARE



CLIENT DWG NO.	BU-20-VD-303-IN-DIG-0093
EQUIPMENT NO.	20-C-7080
EQUIPMENT LOCATION	Iran, Onshore
THIS DRAWING IS OWNED BY AIRPACK, AND SHALL NOT BE PRINTED OR COPIED IN ANY OTHER WAY THAN WITH AIRPACKS PERMISSION!	

SUBJECT DIGITAL INPUTS I [6M7]	
ADAPTED TO P&ID REVISION	04
CLIENT	Bushehr Petrochemical Company (BUPC)
CLIENT REF.	Bushehr MEG Plant Project
AIRPACK REF.	17811-05B

DRAWN BY	MaGo
CHECKED BY	RBE
LAST MODIFICATION DATE	13-Jul-22
AIRPACK DWG NO.	17811-05B
REVISION	06
TOTAL PAGE AMOUNT	22

= 20-C-7080
+ UCP-C7080-01
CURRENT PAGE

3.11
ESD-CIRCUIT-02

DI2.0



ESD CIRCUIT 2

SPARE

SPARE

SPARE

SPARE


SPARE



CLIENT DWG NO.	BU-20-VD-303-IN-DIG-0093
EQUIPMENT NO.	20-C-7080
EQUIPMENT LOCATION	Iran, Onshore
THIS DRAWING IS OWNED BY AIRPACK, AND SHALL NOT BE PRINTED OR COPIED IN ANY OTHER WAY THAN WITH AIRPACKS PERMISSION!	

SUBJECT		DRAWN BY	MaGo	= 20-C-7080
DIGITAL INPUTS I [6M7]		CHECKED BY	RBE	+ UCP-C7080-01
ADAPTED TO P&ID REVISION	04	LAST MODIFICATION DATE	13-Jul-22	CURRENT PAGE
CLIENT	Bushehr Petrochemical Company (BUPC)	AIRPACK DWG NO.	17811-05B	
CLIENT REF.	Bushehr MEG Plant Project	REVISION	06	
AIRPACK REF.	17811-05B	TOTAL PAGE AMOUNT	23	

11.18 / 24.1VDC → 24.1VDC /



SPARE

SPARE

SPARE

SPARE

SPARE

SPARE

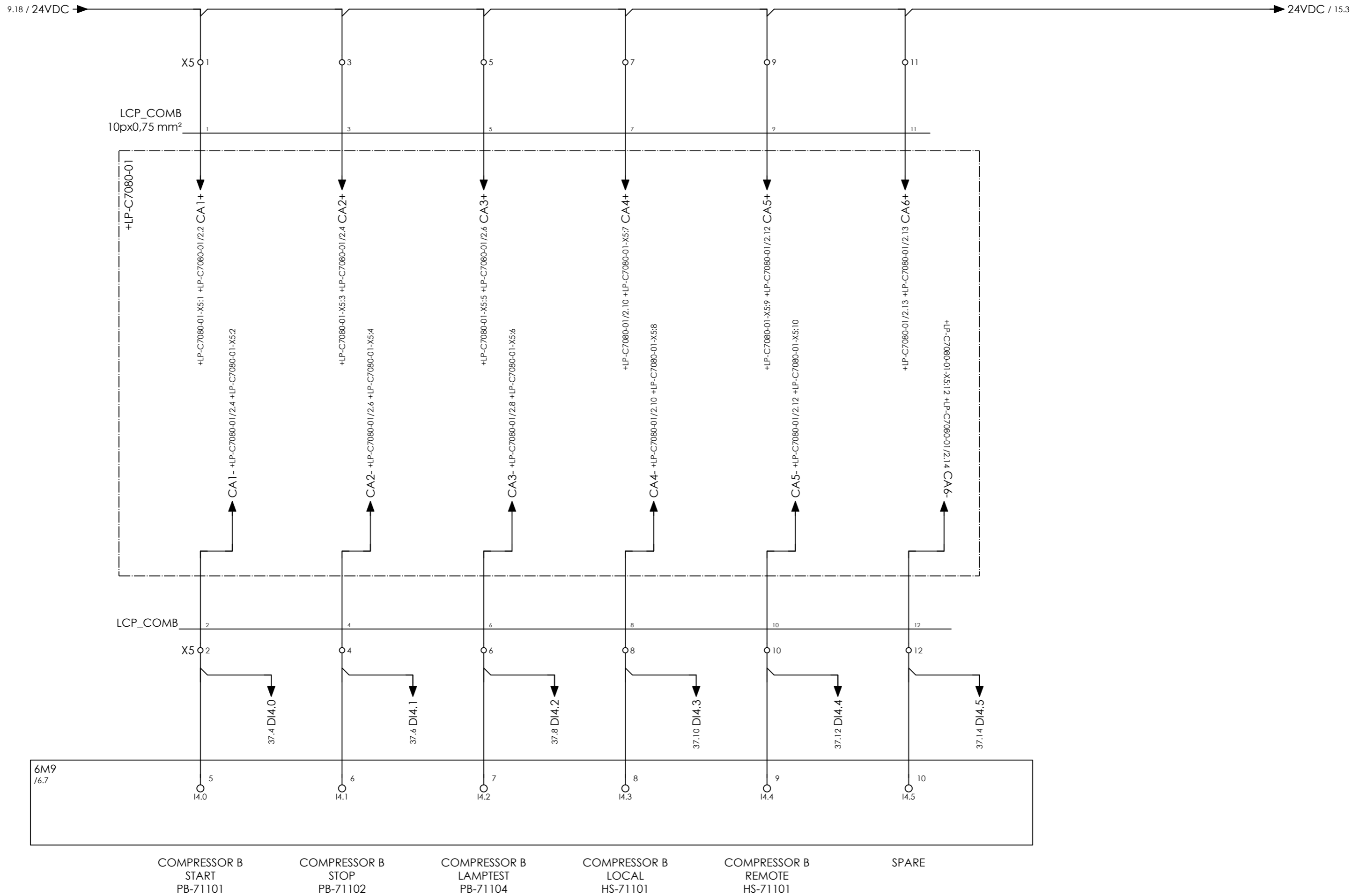


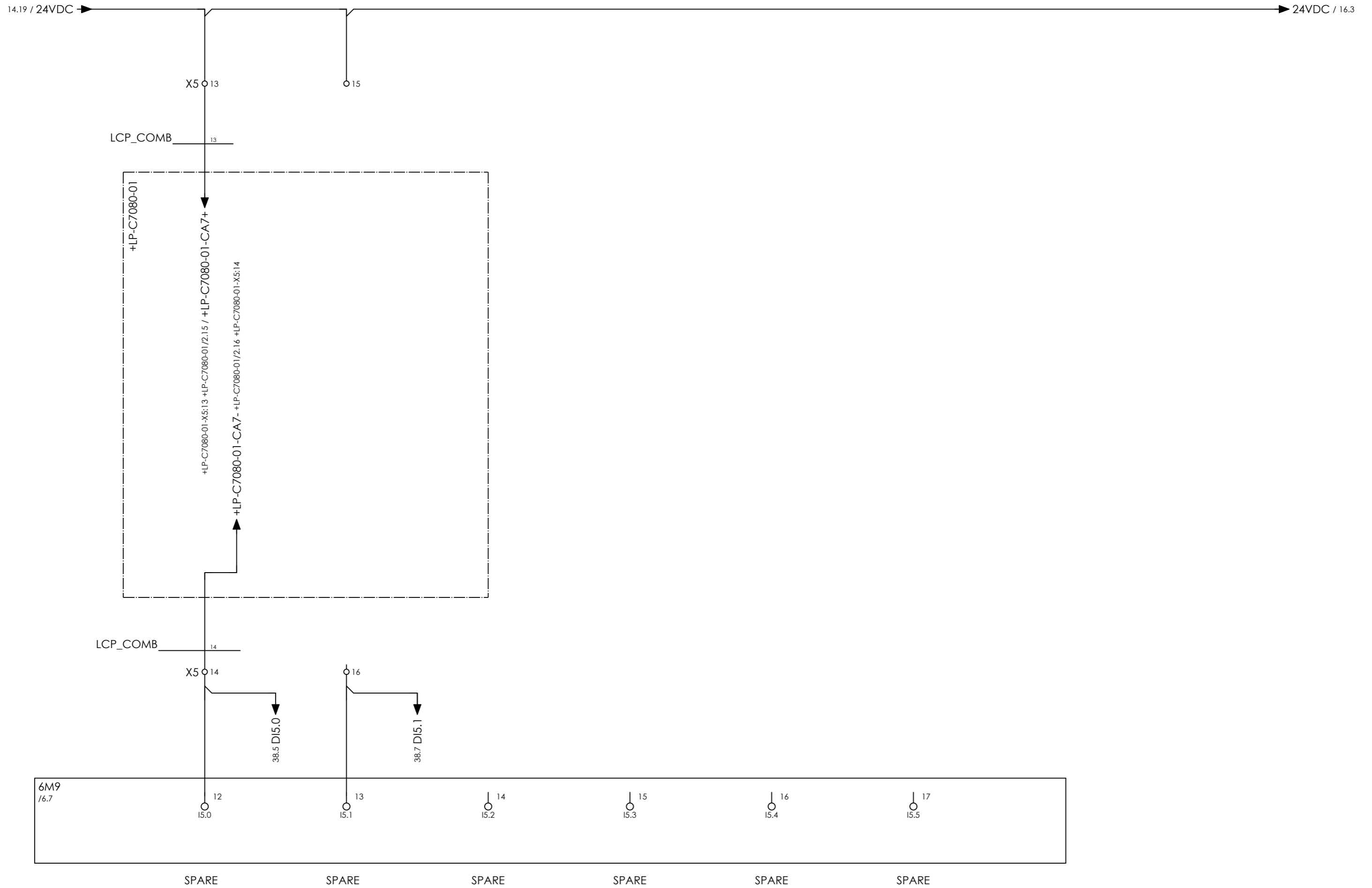
CLIENT DWG NO.	BU-20-VD-303-IN-DIG-0093
EQUIPMENT NO.	20-C-7080
EQUIPMENT LOCATION	Iran, Onshore
THIS DRAWING IS OWNED BY AIRPACK, AND SHALL NOT BE PRINTED OR COPIED IN ANY OTHER WAY THAN WITH AIRPACKS PERMISSION!	

SUBJECT DIGITAL INPUTS I [6M7]	
ADAPTED TO P&ID REVISION	04
CLIENT	Bushehr Petrochemical Company (BUPC)
CLIENT REF.	Bushehr MEG Plant Project
AIRPACK REF.	17811-05B

DRAWN BY	MaGo
CHECKED BY	RBE
LAST MODIFICATION DATE	13-Jul-22
AIRPACK DWG NO.	17811-05B
REVISION	06
TOTAL PAGE AMOUNT	24

= 20-C-7080
+ UCP-C7080-01
CURRENT PAGE



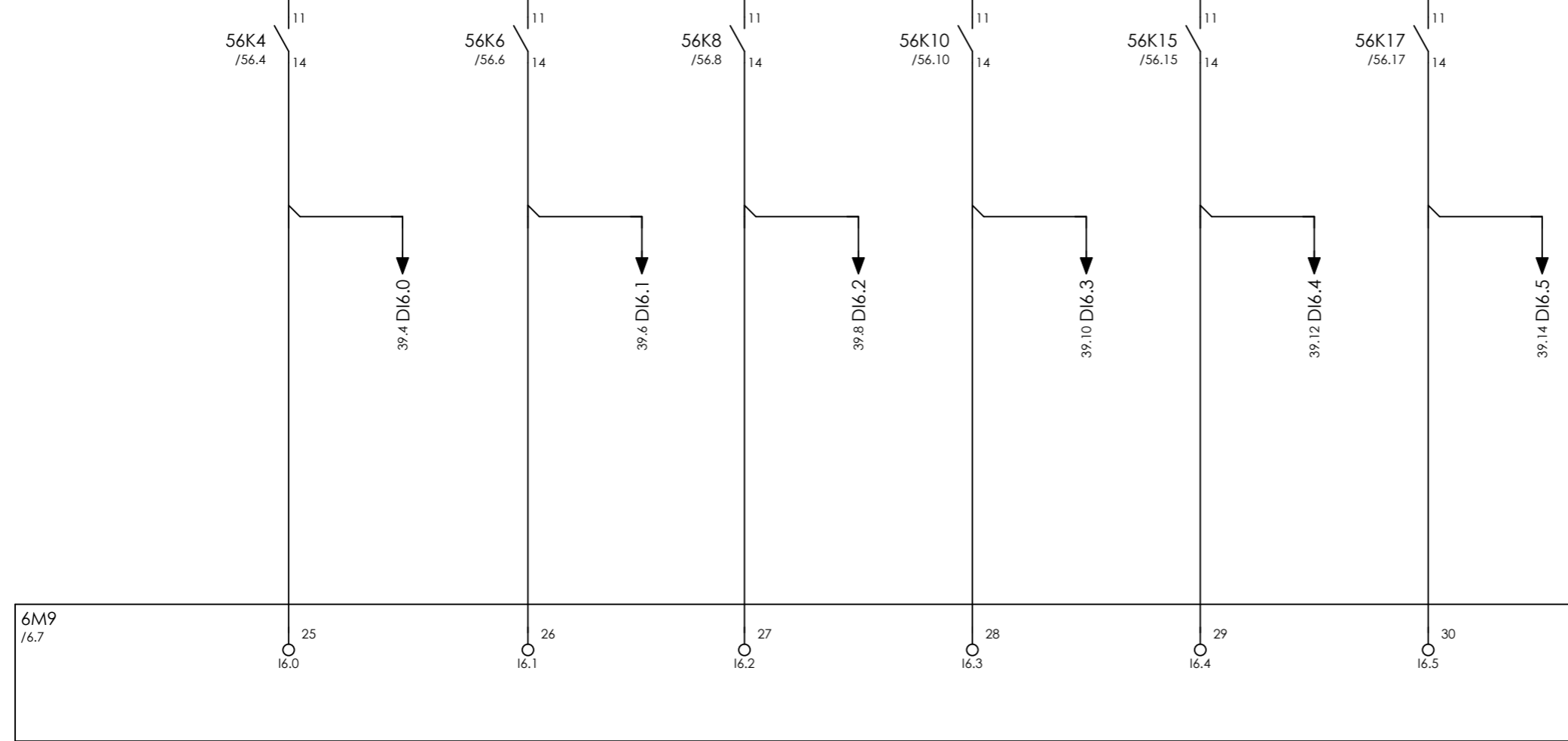


CLIENT DWG NO.	BU-20-VD-303-IN-DIG-0093
EQUIPMENT NO.	20-C-7080
EQUIPMENT LOCATION	Iran, Onshore
THIS DRAWING IS OWNED BY AIRPACK, AND SHALL NOT BE PRINTED OR COPIED IN ANY OTHER WAY THAN WITH AIRPACKS PERMISSION!	

SUBJECT DIGITAL INPUTS I [6M9]	
ADAPTED TO P&ID REVISION	04
CLIENT	Bushehr Petrochemical Company (BUPC)
CLIENT REF.	Bushehr MEG Plant Project
AIRPACK REF.	17811-05B

DRAWN BY	MaGo
CHECKED BY	RBE
LAST MODIFICATION DATE	13-Jul-22
AIRPACK DWG NO.	17811-05B
REVISION	06
TOTAL PAGE AMOUNT	26

= 20-C-7080
+ UCP-C7080-01
CURRENT PAGE



COMPRESSOR B
MAIN MOTOR
20-C-7080-M
RUNNING
XL-71124

COMPRESSOR B
MAIN MOTOR
20-C-7080-M
FAULT
YAL-71125

COMPRESSOR B
OIL HEATER
LG-71101
RUNNING
XL-71126

COMPRESSOR B
OIL HEATER
LG-71101
FAULT
YAL-71127

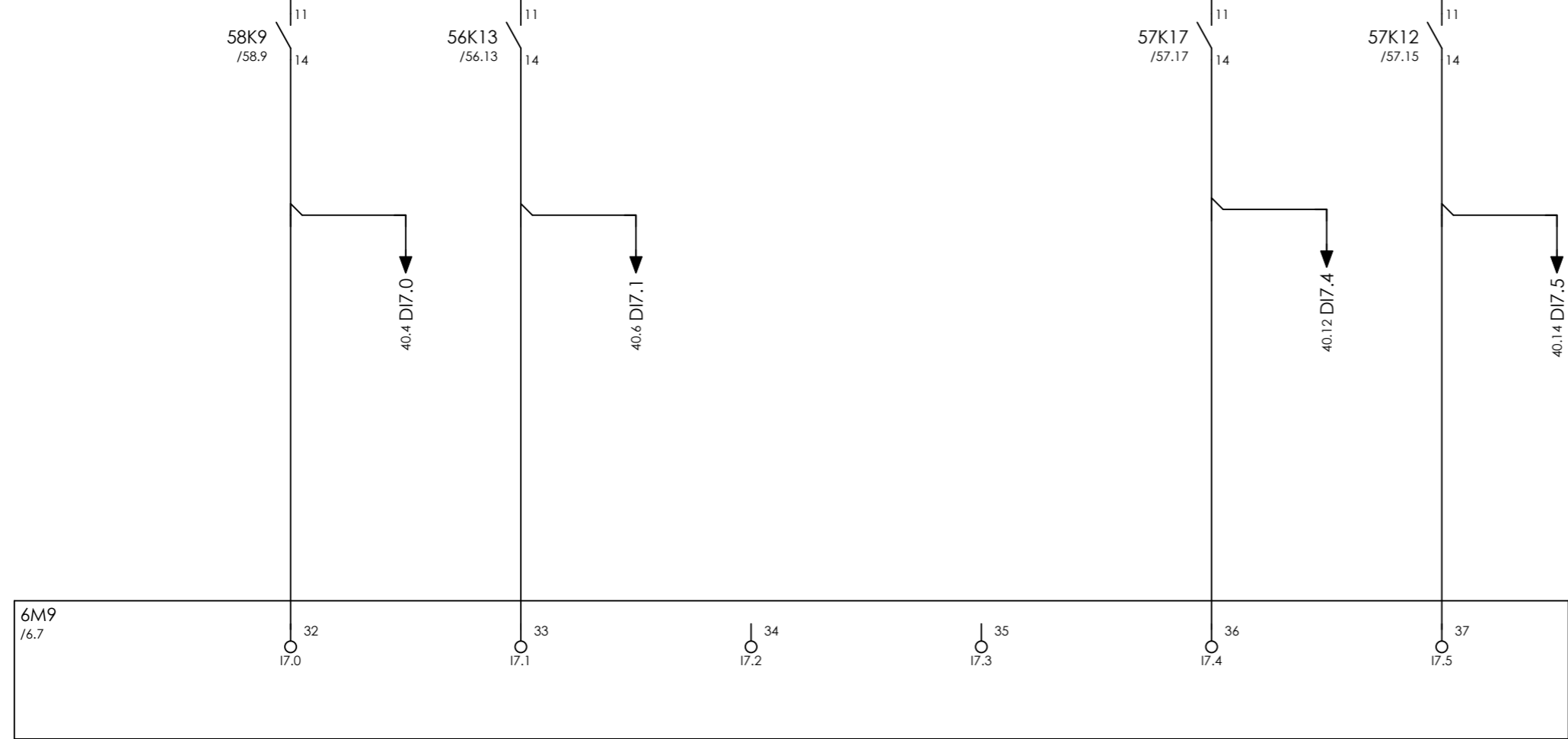
SPARE

SPARE



CLIENT DWG NO.	BU-20-VD-303-IN-DIG-0093
EQUIPMENT NO.	20-C-7080
EQUIPMENT LOCATION	Iran, Onshore
THIS DRAWING IS OWNED BY AIRPACK, AND SHALL NOT BE PRINTED OR COPIED IN ANY OTHER WAY THAN WITH AIRPACKS PERMISSION!	

SUBJECT		DRAWN BY	MaGo	= 20-C-7080
DIGITAL INPUTS I [6M9]		CHECKED BY	RBE	+ UCP-C7080-01
ADAPTED TO P&ID REVISION	04	LAST MODIFICATION DATE	13-Jul-22	CURRENT PAGE
CLIENT	Bushehr Petrochemical Company (BUPC)	AIRPACK DWG NO.	17811-05B	
CLIENT REF.	Bushehr MEG Plant Project	REVISION	06	
AIRPACK REF.	17811-05B	TOTAL PAGE AMOUNT	27	



PID CONTROL VALVE FAULT
YAL-71129-PID

OIL HEATER PID LG-10151 FAULT
YAL-71130-PID

SPARE

SPARE

INTERLOCK SWITCH XS-715

TIME SYNCHRONIZATION XCS-715

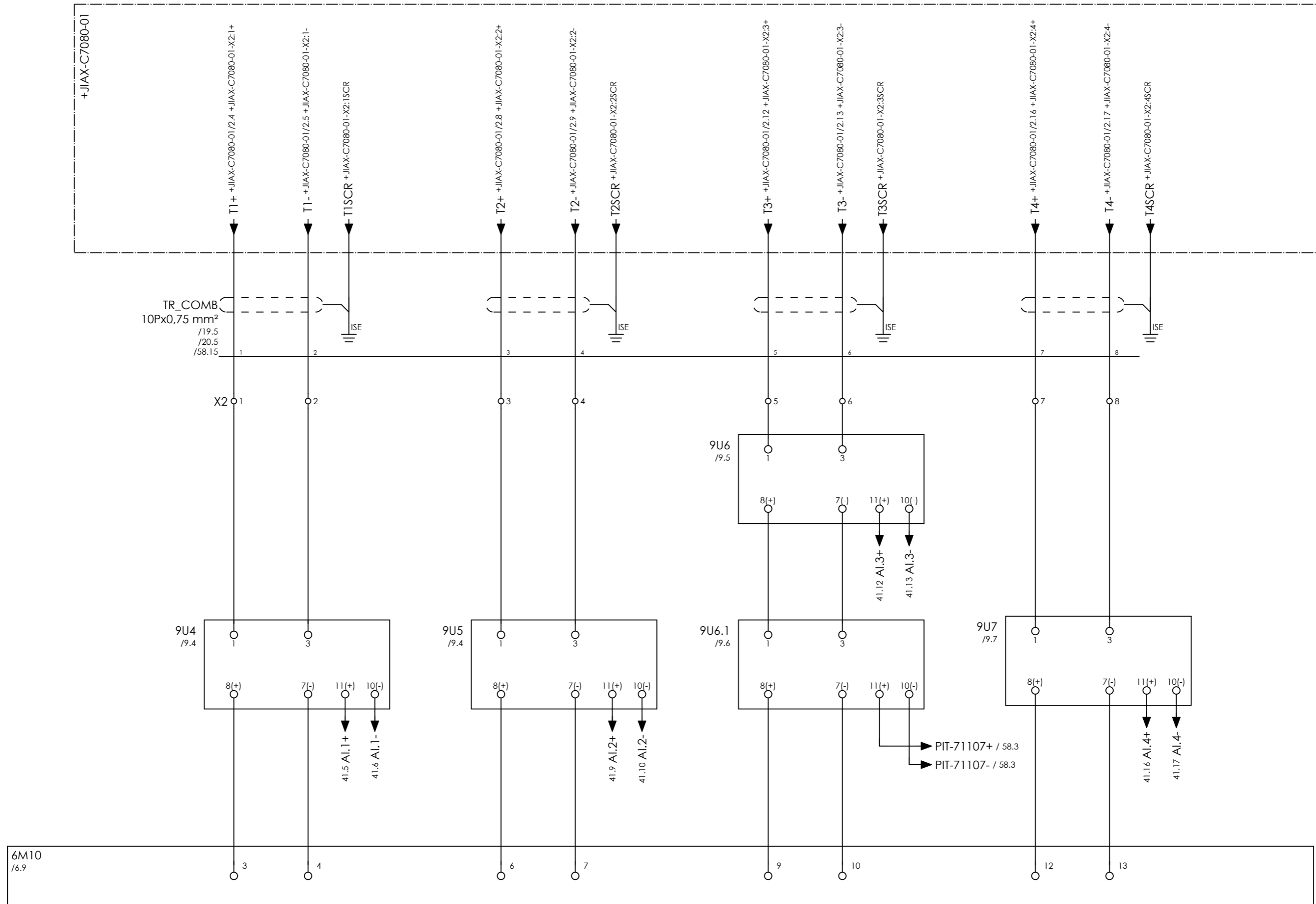


CLIENT DWG NO.	BU-20-VD-303-IN-DIG-0093
EQUIPMENT NO.	20-C-7080
EQUIPMENT LOCATION	Iran, Onshore
THIS DRAWING IS OWNED BY AIRPACK, AND SHALL NOT BE PRINTED OR COPIED IN ANY OTHER WAY THAN WITH AIRPACKS PERMISSION!	

SUBJECT DIGITAL INPUTS I [6M9]	
ADAPTED TO P&ID REVISION	04
CLIENT	Bushehr Petrochemical Company (BUPC)
CLIENT REF.	Bushehr MEG Plant Project
AIRPACK REF.	17811-05B

DRAWN BY	MaGo
CHECKED BY	RBE
LAST MODIFICATION DATE	13-Jul-22
AIRPACK DWG NO.	17811-05B
REVISION	06
TOTAL PAGE AMOUNT	28

= 20-C-7080
+ UCP-C7080-01
CURRENT PAGE



COMPRESSOR B
INLET PRESSURE
PIT-71103

COMPRESSOR B
OIL SYSTEM PRESSURE
PIT-71104

COMPRESSOR B
OUTLET PRESSURE
PIT-71107

COMPRESSOR B
INLET TEMPERATURE
TIT-71101

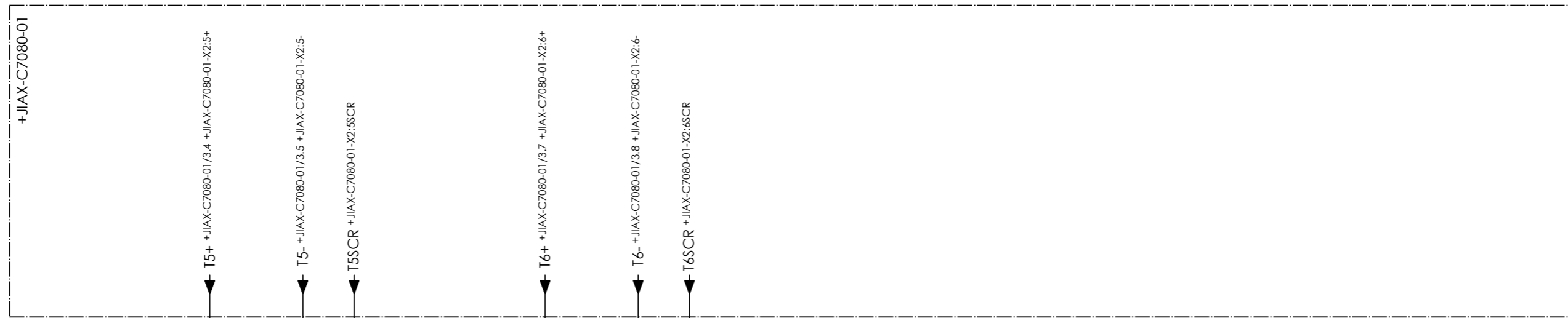


CLIENT DWG NO.	BU-20-VD-303-IN-DIG-0093
EQUIPMENT NO.	20-C-7080
EQUIPMENT LOCATION	Iran, Onshore
THIS DRAWING IS OWNED BY AIRPACK, AND SHALL NOT BE PRINTED OR COPIED IN ANY OTHER WAY THAN WITH AIRPACKS PERMISSION!	

SUBJECT ANALOG INPUTS I [6M10]	
ADAPTED TO P&ID REVISION	04
CLIENT	Bushehr Petrochemical Company (BUPC)
CLIENT REF.	Bushehr MEG Plant Project
AIRPACK REF.	17811-05B

DRAWN BY	MaGo
CHECKED BY	RBE
LAST MODIFICATION DATE	13-Jul-22
AIRPACK DWG NO.	17811-05B
REVISION	06
TOTAL PAGE AMOUNT	29

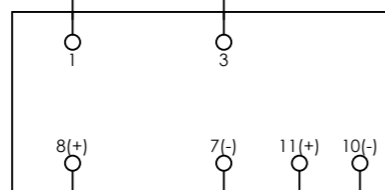
= 20-C-7080
+ UCP-C7080-01
CURRENT PAGE



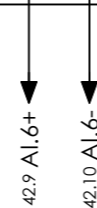
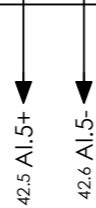
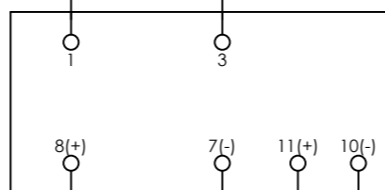
TR_COMB
10Px0,75 mm²
/18,5
/20,5
/58,15



9U8
/9.8



9U9
/9.8



6M10
/6.9



COMPRESSOR B
UPSTREAM AFTER COOLER TEMPERATURE
TIT-71102

COMPRESSOR B
COOLING WATER OUTLET FLOW
FT-71101

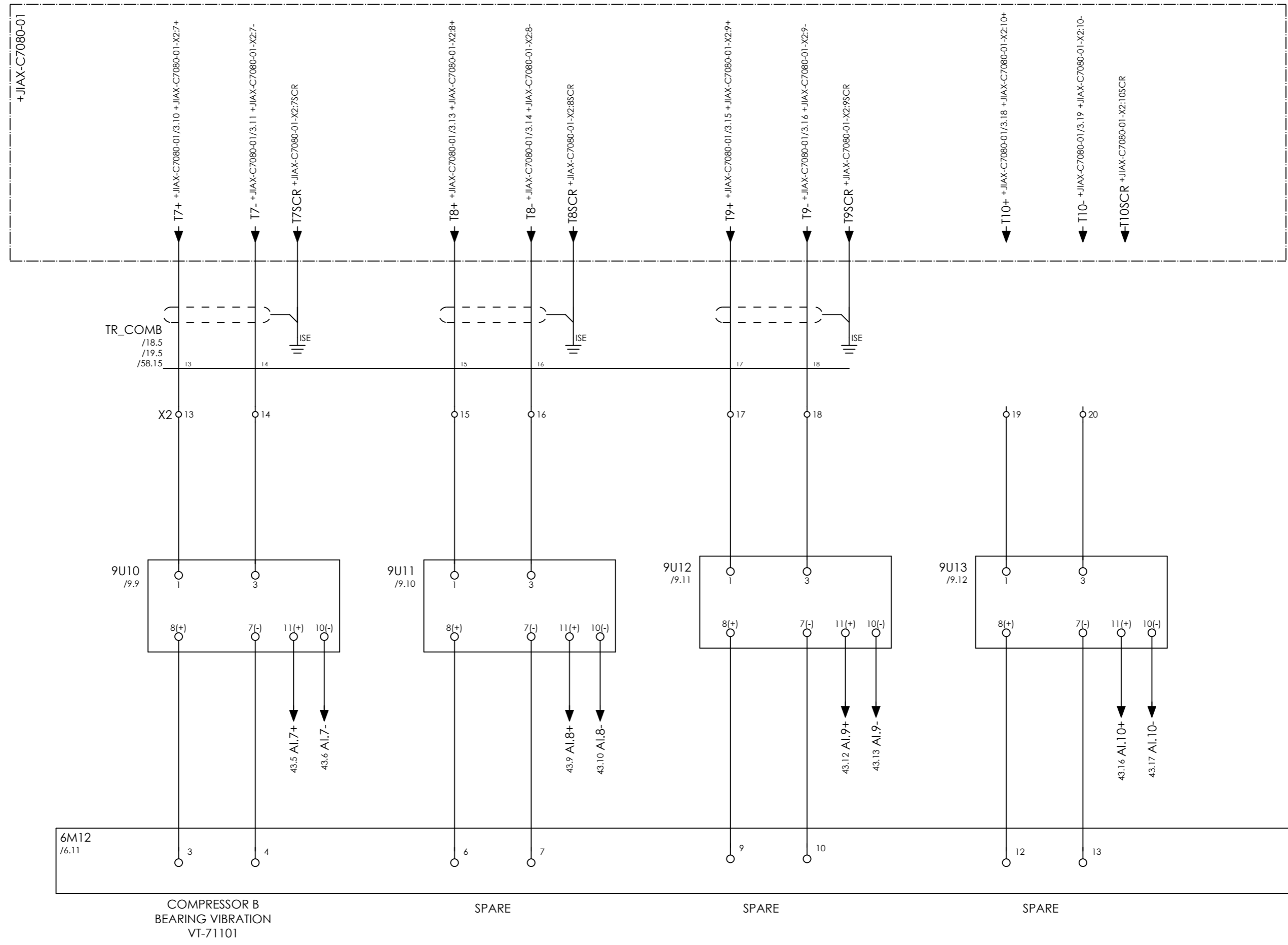


CLIENT DWG NO.	BU-20-VD-303-IN-DIG-0093
EQUIPMENT NO.	20-C-7080
EQUIPMENT LOCATION	Iran, Onshore
THIS DRAWING IS OWNED BY AIRPACK, AND SHALL NOT BE PRINTED OR COPIED IN ANY OTHER WAY THAN WITH AIRPACKS PERMISSION!	

SUBJECT ANALOG INPUTS I [6M10]	
ADAPTED TO P&ID REVISION	04
CLIENT	Bushehr Petrochemical Company (BUPC)
CLIENT REF.	Bushehr MEG Plant Project
AIRPACK REF.	17811-05B

DRAWN BY	MaGo
CHECKED BY	RBE
LAST MODIFICATION DATE	13-Jul-22
AIRPACK DWG NO.	17811-05B
REVISION	06
TOTAL PAGE AMOUNT	30

= 20-C-7080
+ UCP-C7080-01
CURRENT PAGE





SPARE

SPARE




CLIENT DWG NO.	BU-20-VD-303-IN-DIG-0093
EQUIPMENT NO.	20-C-7080
EQUIPMENT LOCATION	Iran, Onshore
THIS DRAWING IS OWNED BY AIRPACK, AND SHALL NOT BE PRINTED OR COPIED IN ANY OTHER WAY THAN WITH AIRPACKS PERMISSION!	

SUBJECT	
ANALOG INPUTS I [6M12]	
ADAPTED TO P&ID REVISION	04
CLIENT	Bushehr Petrochemical Company (BUPC)
CLIENT REF.	Bushehr MEG Plant Project
AIRPACK REF.	17811-05B

DRAWN BY	MaGo
CHECKED BY	RBE
LAST MODIFICATION DATE	13-Jul-22
AIRPACK DWG NO.	17811-05B
REVISION	06
TOTAL PAGE AMOUNT	32

= 20-C-7080
+ UCP-C7080-01
CURRENT PAGE



SPARE

SPARE

SPARE

SPARE




CLIENT DWG NO.	BU-20-VD-303-IN-DIG-0093
EQUIPMENT NO.	20-C-7080
EQUIPMENT LOCATION	Iran, Onshore
THIS DRAWING IS OWNED BY AIRPACK, AND SHALL NOT BE PRINTED OR COPIED IN ANY OTHER WAY THAN WITH AIRPACKS PERMISSION!	

SUBJECT ANALOG INPUTS I [6M14]	
ADAPTED TO P&ID REVISION	04
CLIENT	Bushehr Petrochemical Company (BUPC)
CLIENT REF.	Bushehr MEG Plant Project
AIRPACK REF.	17811-05B

DRAWN BY	MaGo
CHECKED BY	RBE
LAST MODIFICATION DATE	13-Jul-22
AIRPACK DWG NO.	17811-05B
REVISION	06
TOTAL PAGE AMOUNT	33

= 20-C-7080
+ UCP-C7080-01
CURRENT PAGE



SPARE

SPARE


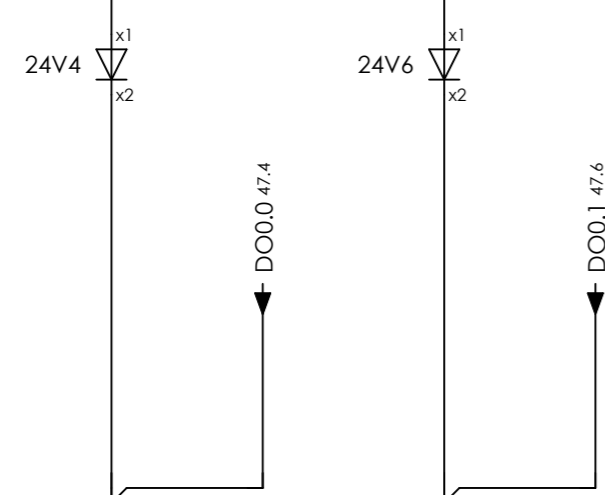
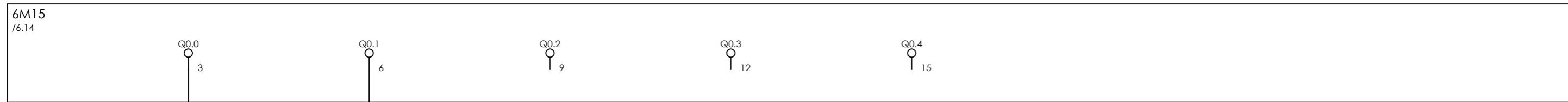


CLIENT DWG NO.	BU-20-VD-303-IN-DIG-0093
EQUIPMENT NO.	20-C-7080
EQUIPMENT LOCATION	Iran, Onshore
THIS DRAWING IS OWNED BY AIRPACK, AND SHALL NOT BE PRINTED OR COPIED IN ANY OTHER WAY THAN WITH AIRPACKS PERMISSION!	

SUBJECT ANALOG INPUTS I [6M14]	
ADAPTED TO P&ID REVISION	04
CLIENT	Bushehr Petrochemical Company (BUPC)
CLIENT REF.	Bushehr MEG Plant Project
AIRPACK REF.	17811-05B

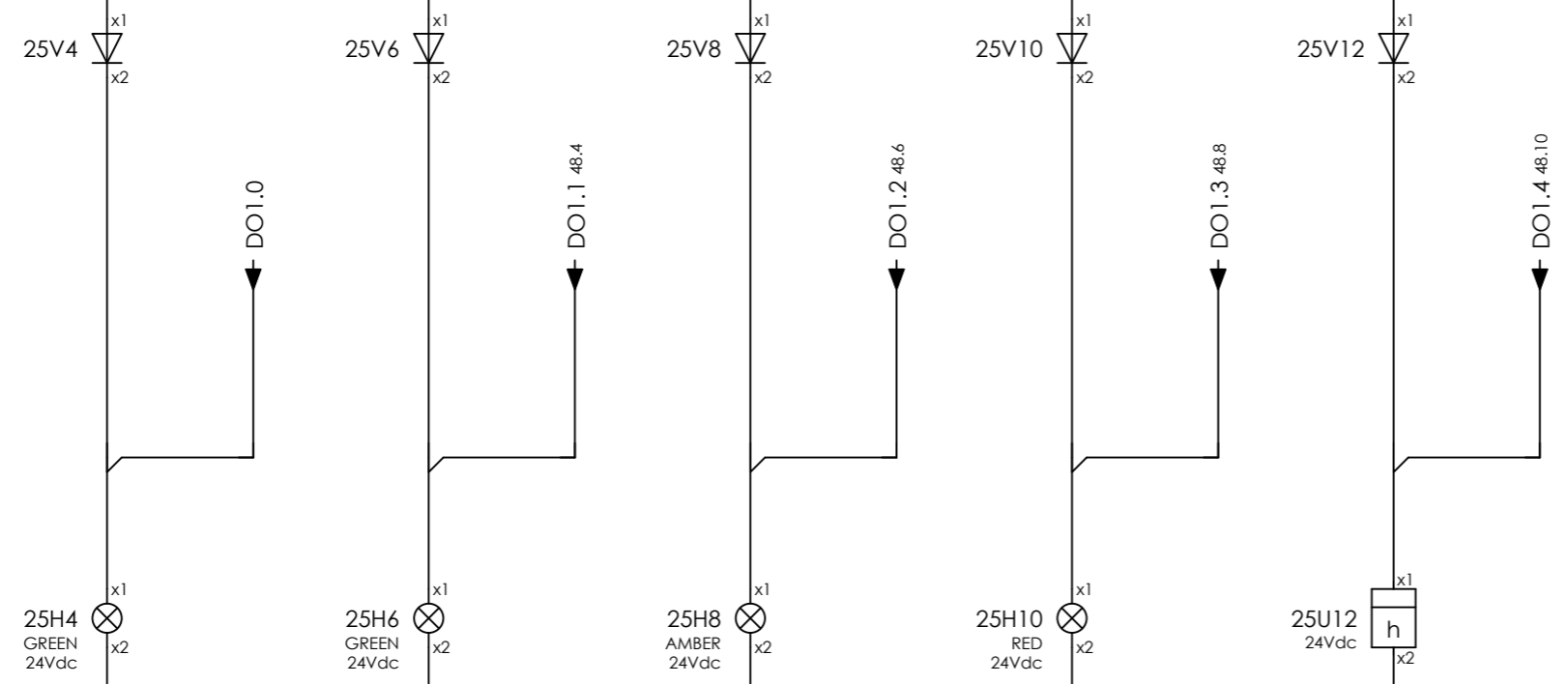

DRAWN BY	MaGo
CHECKED BY	RBE
LAST MODIFICATION DATE	13-Jul-22
AIRPACK DWG NO.	17811-05B
REVISION	06
TOTAL PAGE AMOUNT	34

= 20-C-7080
+ UCP-C7080-01
CURRENT PAGE



CLIENT DWG NO.	BU-20-VD-303-IN-DIG-0093
EQUIPMENT NO.	20-C-7080
EQUIPMENT LOCATION	Iran, Onshore
THIS DRAWING IS OWNED BY AIRPACK, AND SHALL NOT BE PRINTED OR COPIED IN ANY OTHER WAY THAN WITH AIRPACKS PERMISSION!	

SUBJECT		DRAWN BY	MaGo	= 20-C-7080
DIGITAL OUTPUTS I [6M15]		CHECKED BY	RBE	+ UCP-C7080-01
ADAPTED TO P&ID REVISION	04	LAST MODIFICATION DATE	13-Jul-22	CURRENT PAGE
CLIENT	Bushehr Petrochemical Company (BUPC)	AIRPACK DWG NO.	17811-05B	
CLIENT REF.	Bushehr MEG Plant Project	REVISION	06	
AIRPACK REF.	17811-05B	TOTAL PAGE AMOUNT	35	

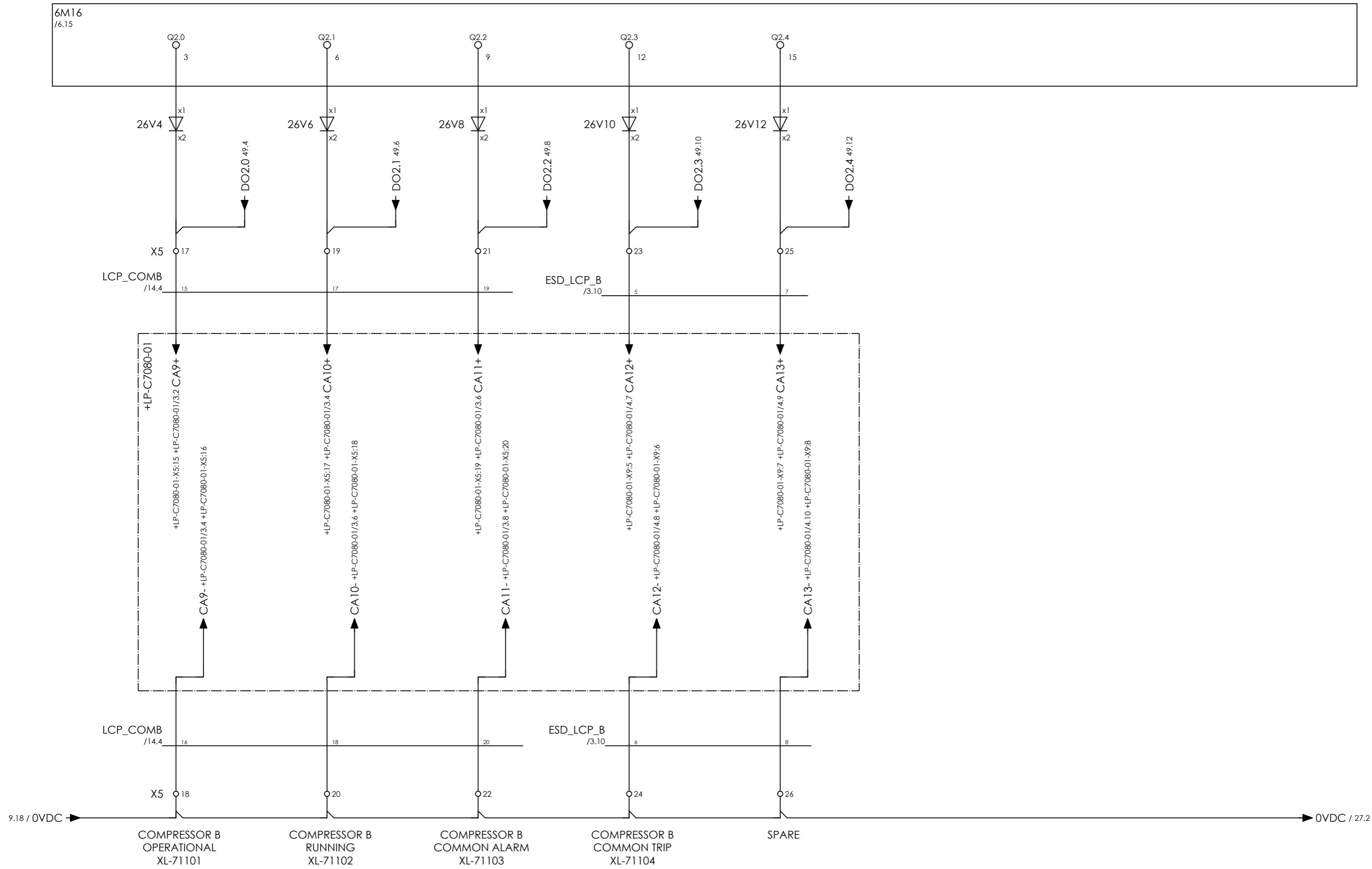


24.19 / 0.1VDC →

COMPRESSOR B OPERATIONAL XL-71106 COMPRESSOR B RUNNING XL-71107 COMPRESSOR B COMMON ALARM XL-71108 COMPRESSOR B COMMON TRIP XL-71109 COMPRESSOR B HOURMETER HM-71101



CLIENT DWG NO.	BU-20-VD-303-IN-DIG-0093	SUBJECT		DRAWN BY	MaGo	= 20-C-7080
EQUIPMENT NO.	20-C-7080	DIGITAL OUTPUTS I [6M15]		CHECKED BY	RBE	+ UCP-C7080-01
EQUIPMENT LOCATION	Iran, Onshore	ADAPTED TO P&ID REVISION	04	LAST MODIFICATION DATE	13-Jul-22	CURRENT PAGE
THIS DRAWING IS OWNED BY AIRPACK, AND SHALL NOT BE PRINTED OR COPIED IN ANY OTHER WAY THAN WITH AIRPACKS PERMISSION!		CLIENT	Bushehr Petrochemical Company (BUPC)	AIRPACK DWG NO.	17811-05B	
		CLIENT REF.	Bushehr MEG Plant Project	REVISION	06	
		AIRPACK REF.	17811-05B	TOTAL PAGE AMOUNT	36	


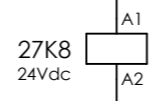

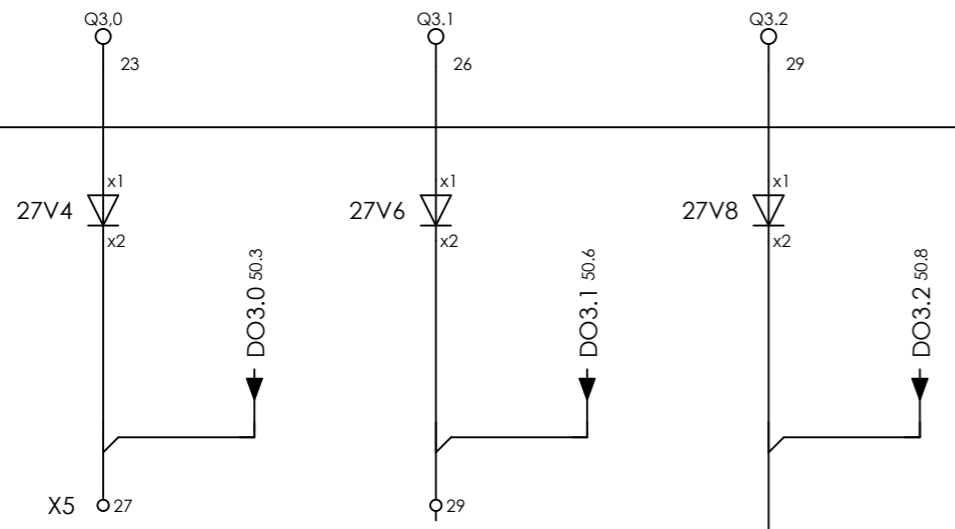


CLIENT DWG NO.	BU-20-VD-303-IN-DIG-0093
EQUIPMENT NO.	20-C-7080
EQUIPMENT LOCATION	Iran, Onshore

SUBJECT	
DIGITAL OUTPUTS I [6M16]	
ADAPTED TO P&ID REVISION	04
CLIENT	Bushehr Petrochemical Company (BUPC)
CLIENT REF.	Bushehr MEG Plant Project
AIRPACK REF.	17811-05B

DRAWN BY	MaGo
CHECKED BY	RBE
LAST MODIFICATION DATE	13-Jul-22
AIRPACK DWG NO.	17811-05B
REVISION	06
TOTAL PAGE AMOUNT	37

= 20-C-7080
+ UCP-C7080-01
CURRENT PAGE



CLIENT DWG NO.	BU-20-VD-303-IN-DIG-0093
EQUIPMENT NO.	20-C-7080
EQUIPMENT LOCATION	Iran, Onshore
THIS DRAWING IS OWNED BY AIRPACK, AND SHALL NOT BE PRINTED OR COPIED IN ANY OTHER WAY THAN WITH AIRPACKS PERMISSION!	

SUBJECT		DRAWN BY	MaGo	= 20-C-7080
DIGITAL OUTPUTS I [6M16]		CHECKED BY	RBE	+ UCP-C7080-01
ADAPTED TO P&ID REVISION	04	LAST MODIFICATION DATE	13-Jul-22	CURRENT PAGE
CLIENT	Bushehr Petrochemical Company (BUPC)	AIRPACK DWG NO.	17811-05B	
CLIENT REF.	Bushehr MEG Plant Project	REVISION	06	
AIRPACK REF.	17811-05B	TOTAL PAGE AMOUNT	38	



28V3
x1
x2

28V5
x1
x2

28V8
x1
x2

28V10
x1
x2

28V12
x1
x2

DO4.0 51.4

DO4.1 51.6

DO4.2 51.8

DO4.3 51.10

DO4.4 51.12

28K3
24Vdc
A1
A2

28K5
24Vdc
A1
A2

28K8
24Vdc
A1
A2

28K10
24Vdc
A1
A2

28K12
24Vdc
A1
A2

27.19 / 0VDC → → → → → 0VDC / 29.2

COMPRESSOR B
INLET
SOLENOID VALVE
XY-71101

COMPRESSOR B
COOLING WATER INLET
SOLENOID VALVE
XY-71102

SPARE

SPARE

PID CONTROL
ACTIVE
XS-71128-PID

11 - 14 /4.4

11 - 14 /4.6

11 - 14 /4.8

11 - 14 /4.10

11 - 12 /58.5



CLIENT DWG NO.	BU-20-VD-303-IN-DIG-0093
EQUIPMENT NO.	20-C-7080
EQUIPMENT LOCATION	Iran, Onshore

THIS DRAWING IS OWNED BY AIRPACK, AND SHALL NOT BE PRINTED OR COPIED IN ANY OTHER WAY THAN WITH AIRPACKS PERMISSION!

SUBJECT
DIGITAL OUTPUTS I [6M18]

ADAPTED TO P&ID REVISION	04
CLIENT	Bushehr Petrochemical Company (BUPC)
CLIENT REF.	Bushehr MEG Plant Project
AIRPACK REF.	17811-05B

DRAWN BY	MaGo	= 20-C-7080
CHECKED BY	RBE	+ UCP-C7080-01
LAST MODIFICATION DATE	13-Jul-22	CURRENT PAGE
AIRPACK DWG NO.	17811-05B	
REVISION	06	
TOTAL PAGE AMOUNT	39	



28.19 / OVDC → → OVDC / 30.2

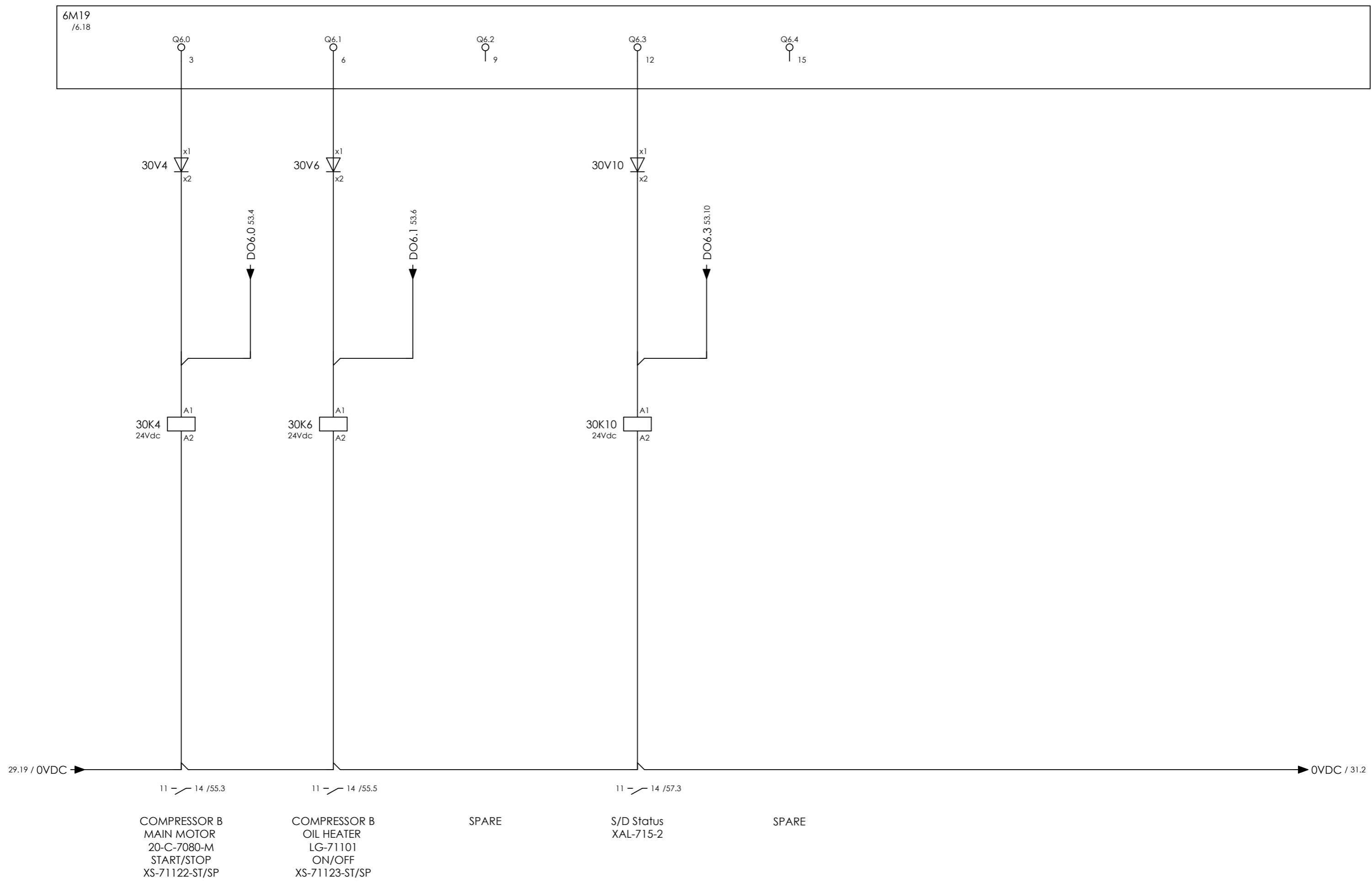


CLIENT DWG NO.	BU-20-VD-303-IN-DIG-0093
EQUIPMENT NO.	20-C-7080
EQUIPMENT LOCATION	Iran, Onshore

SUBJECT	
DIGITAL OUTPUTS I [6M18]	
ADAPTED TO P&ID REVISION	04
CLIENT	Bushehr Petrochemical Company (BUPC)
CLIENT REF.	Bushehr MEG Plant Project
AIRPACK REF.	17811-05B

DRAWN BY	MaGo
CHECKED BY	RBE
LAST MODIFICATION DATE	13-Jul-22
AIRPACK DWG NO.	17811-05B
REVISION	06
TOTAL PAGE AMOUNT	40

= 20-C-7080
+ UCP-C7080-01
CURRENT PAGE



CLIENT DWG NO.	BU-20-VD-303-IN-DIG-0093	SUBJECT		DRAWN BY	MaGo	= 20-C-7080
EQUIPMENT NO.	20-C-7080	DIGITAL OUTPUTS I [6M19]		CHECKED BY	RBE	+ UCP-C7080-01
EQUIPMENT LOCATION	Iran, Onshore	ADAPTED TO P&ID REVISION	04	LAST MODIFICATION DATE	13-Jul-22	CURRENT PAGE
THIS DRAWING IS OWNED BY AIRPACK, AND SHALL NOT BE PRINTED OR COPIED IN ANY OTHER WAY THAN WITH AIRPACKS PERMISSION!		CLIENT	Bushehr Petrochemical Company (BUPC)	AIRPACK DWG NO.	17811-05B	
		CLIENT REF.	Bushehr MEG Plant Project	REVISION	06	
		AIRPACK REF.	17811-05B	TOTAL PAGE AMOUNT	41	



30.19 / OVDC → → OVDC / 56.2

SPARE SPARE SPARE SPARE SPARE



CLIENT DWG NO.	BU-20-VD-303-IN-DIG-0093
EQUIPMENT NO.	20-C-7080
EQUIPMENT LOCATION	Iran, Onshore
THIS DRAWING IS OWNED BY AIRPACK, AND SHALL NOT BE PRINTED OR COPIED IN ANY OTHER WAY THAN WITH AIRPACKS PERMISSION!	

SUBJECT	
DIGITAL OUTPUTS I [6M19]	
ADAPTED TO P&ID REVISION	04
CLIENT	Bushehr Petrochemical Company (BUPC)
CLIENT REF.	Bushehr MEG Plant Project
AIRPACK REF.	17811-05B

DRAWN BY	MaGo	= 20-C-7080
CHECKED BY	RBE	+ UCP-C7080-01
LAST MODIFICATION DATE	13-Jul-22	CURRENT PAGE
AIRPACK DWG NO.	17811-05B	
REVISION	06	
TOTAL PAGE AMOUNT	42	

BLANK PAGE

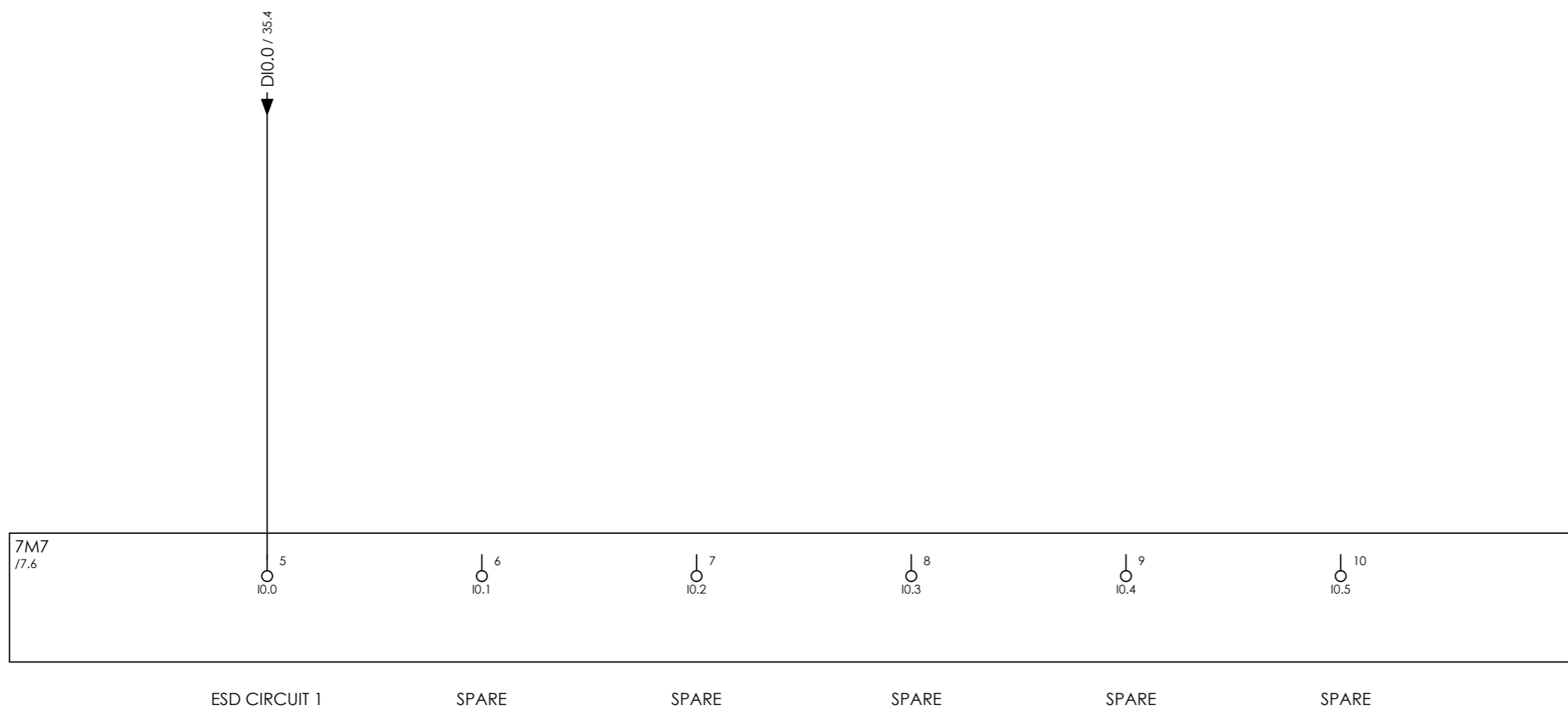


CLIENT DWG NO.	BU-20-VD-303-IN-DIG-0093
EQUIPMENT NO.	20-C-7080
EQUIPMENT LOCATION	Iran, Onshore
THIS DRAWING IS OWNED BY AIRPACK, AND SHALL NOT BE PRINTED OR COPIED IN ANY OTHER WAY THAN WITH AIRPACKS PERMISSION!	

SUBJECT EMPTY PAGE	
ADAPTED TO P&ID REVISION	04
CLIENT	Bushehr Petrochemical Company (BUPC)
CLIENT REF.	Bushehr MEG Plant Project
AIRPACK REF.	17811-05B

DRAWN BY	MaGo
CHECKED BY	RBE
LAST MODIFICATION DATE	13-Jul-22
AIRPACK DWG NO.	17811-05B
REVISION	06
TOTAL PAGE AMOUNT	43

= 20-C-7080
+ UCP-C7080-01
CURRENT PAGE

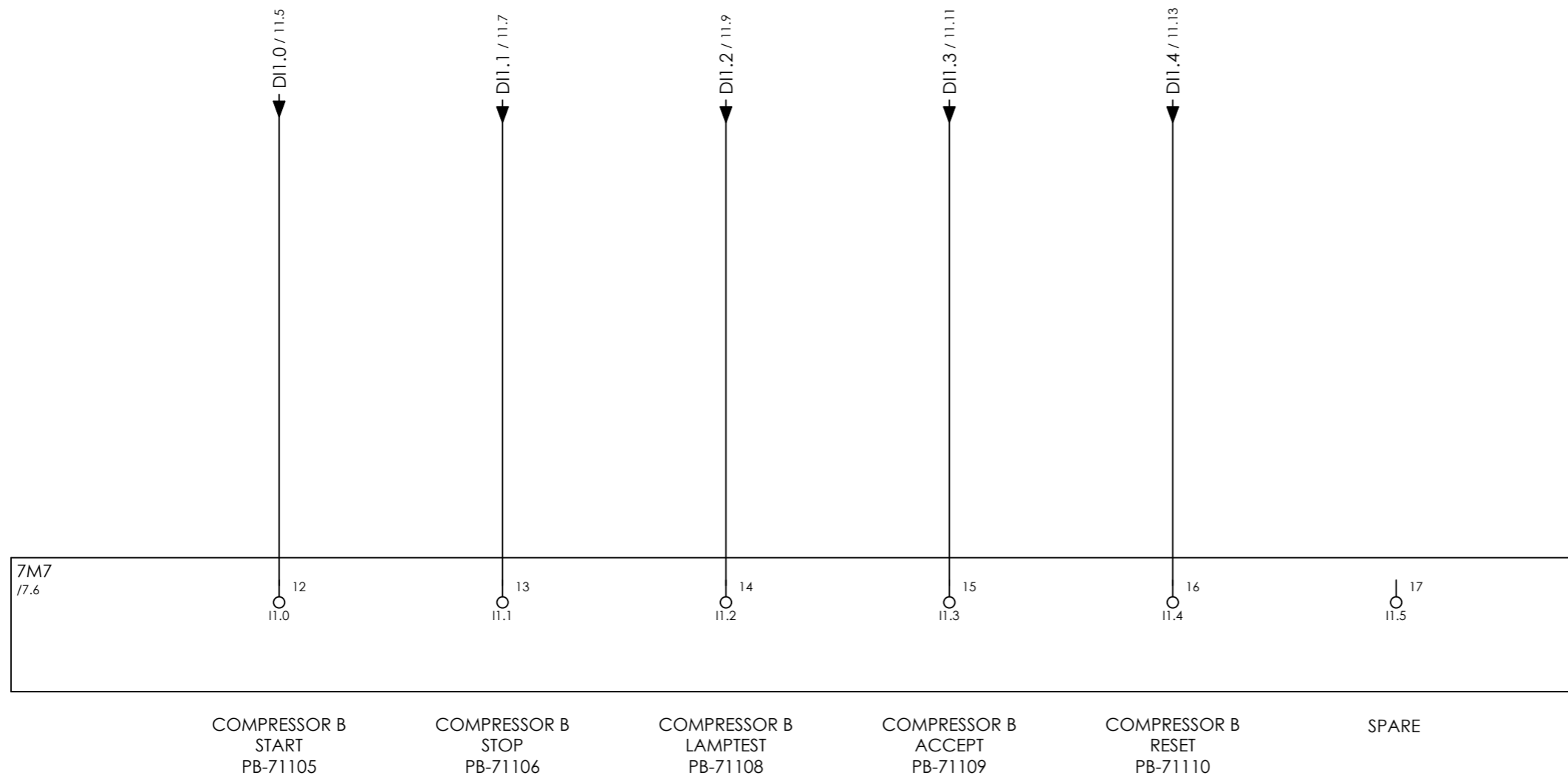


CLIENT DWG NO.	BU-20-VD-303-IN-DIG-0093
EQUIPMENT NO.	20-C-7080
EQUIPMENT LOCATION	Iran, Onshore
THIS DRAWING IS OWNED BY AIRPACK, AND SHALL NOT BE PRINTED OR COPIED IN ANY OTHER WAY THAN WITH AIRPACKS PERMISSION!	

SUBJECT DIGITAL INPUTS II [7M7]	
ADAPTED TO P&ID REVISION	04
CLIENT	Bushehr Petrochemical Company (BUPC)
CLIENT REF.	Bushehr MEG Plant Project
AIRPACK REF.	17811-05B

DRAWN BY	MaGo
CHECKED BY	RBE
LAST MODIFICATION DATE	13-Jul-22
AIRPACK DWG NO.	17811-05B
REVISION	06
TOTAL PAGE AMOUNT	44

= 20-C-7080
+ UCP-C7080-01
CURRENT PAGE

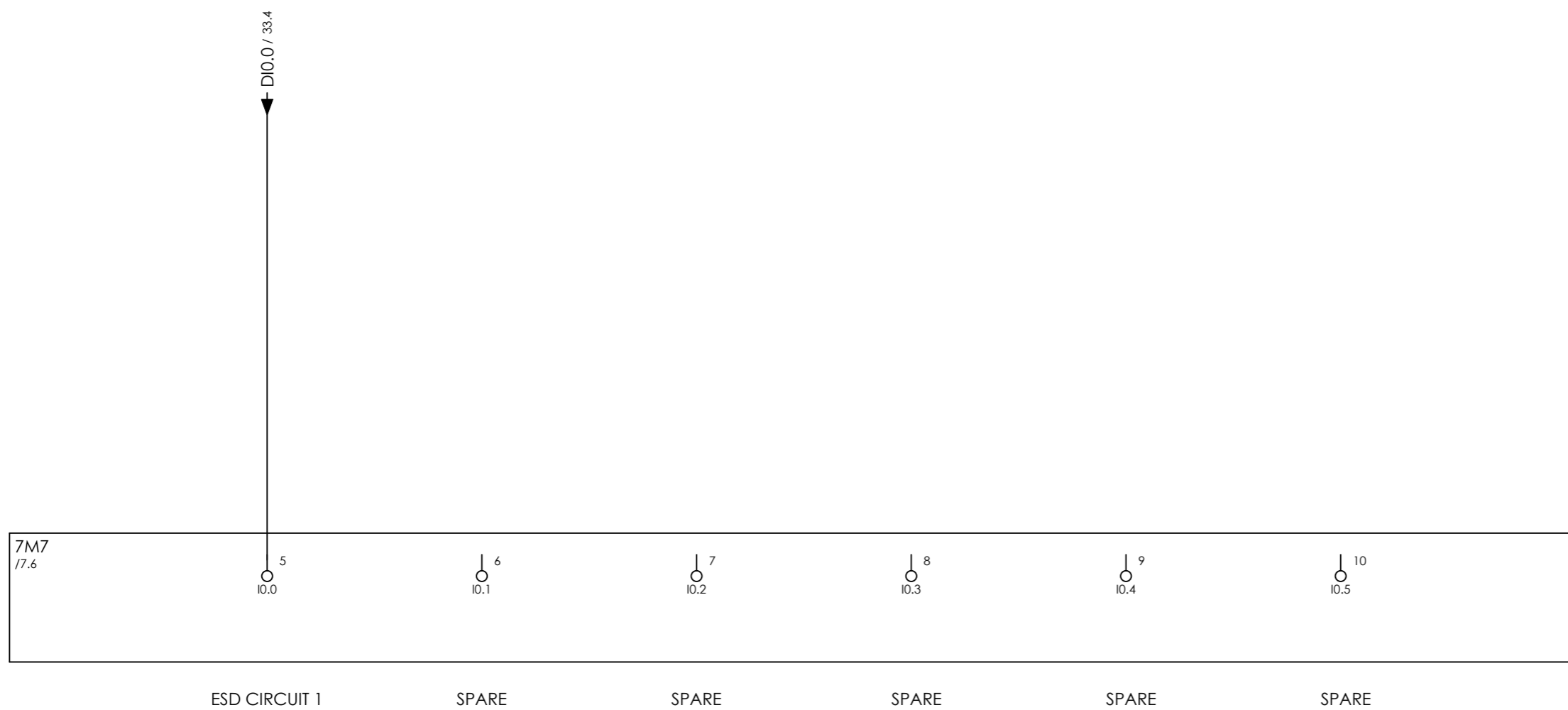


CLIENT DWG NO.	BU-20-VD-303-IN-DIG-0093
EQUIPMENT NO.	20-C-7080
EQUIPMENT LOCATION	Iran, Onshore

SUBJECT DIGITAL INPUTS II [7M7]	
ADAPTED TO P&ID REVISION	04
CLIENT	Bushehr Petrochemical Company (BUPC)
CLIENT REF.	Bushehr MEG Plant Project
AIRPACK REF.	17811-05B

DRAWN BY	MaGo
CHECKED BY	RBE
LAST MODIFICATION DATE	13-Jul-22
AIRPACK DWG NO.	17811-05B
REVISION	06
TOTAL PAGE AMOUNT	45

= 20-C-7080
+ UCP-C7080-01
CURRENT PAGE

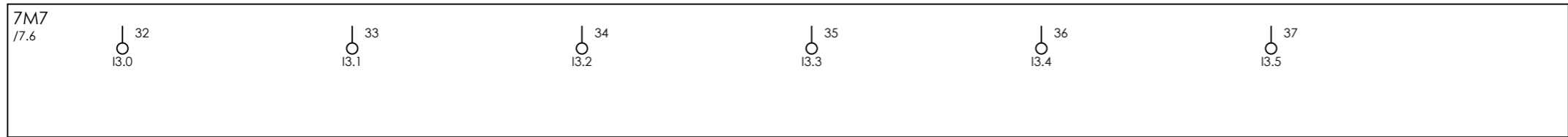


CLIENT DWG NO.	BU-20-VD-303-IN-DIG-0093
EQUIPMENT NO.	20-C-7080
EQUIPMENT LOCATION	Iran, Onshore

SUBJECT DIGITAL INPUTS II [7M7]	
ADAPTED TO P&ID REVISION	04
CLIENT	Bushehr Petrochemical Company (BUPC)
CLIENT REF.	Bushehr MEG Plant Project
AIRPACK REF.	17811-05B

DRAWN BY	MaGo
CHECKED BY	RBE
LAST MODIFICATION DATE	13-Jul-22
AIRPACK DWG NO.	17811-05B
REVISION	06
TOTAL PAGE AMOUNT	46

= 20-C-7080
+ UCP-C7080-01
CURRENT PAGE



SPARE

SPARE

SPARE

SPARE

SPARE

SPARE

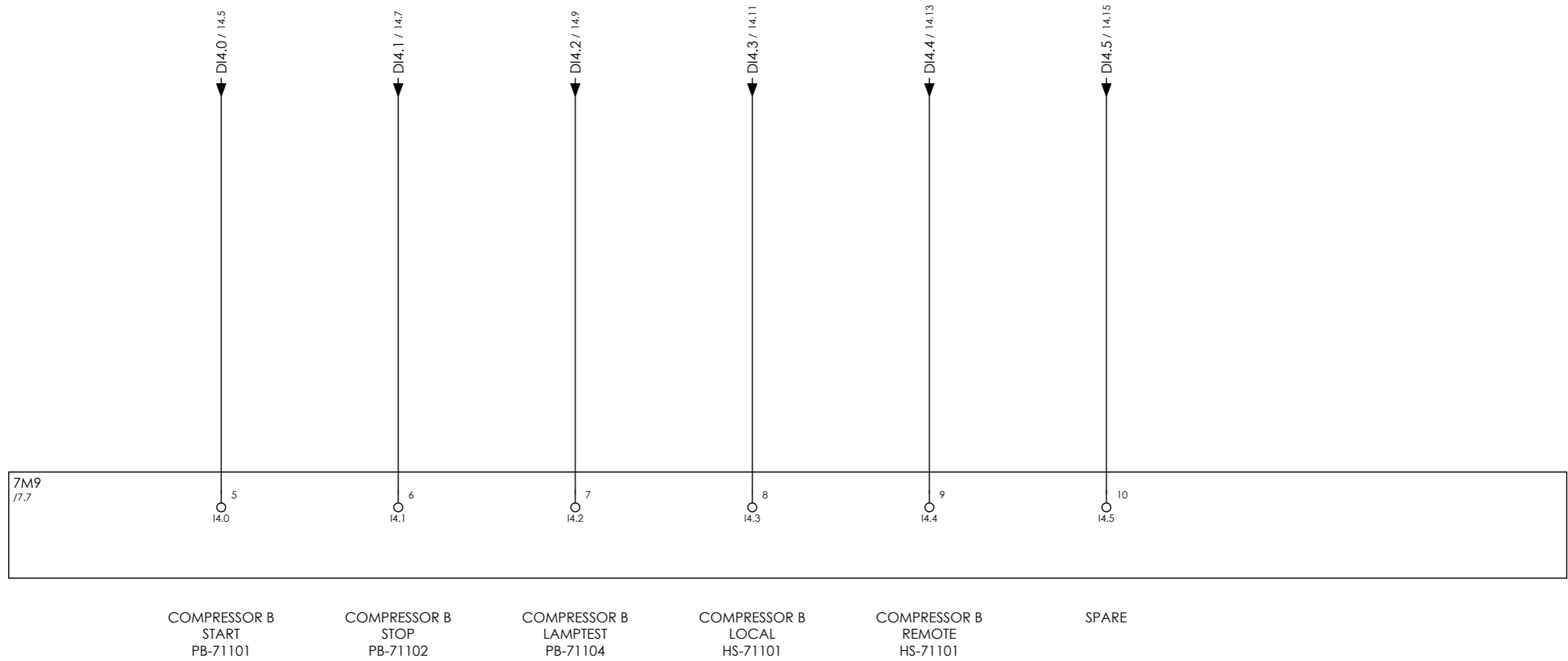


CLIENT DWG NO.	BU-20-VD-303-IN-DIG-0093
EQUIPMENT NO.	20-C-7080
EQUIPMENT LOCATION	Iran, Onshore
THIS DRAWING IS OWNED BY AIRPACK, AND SHALL NOT BE PRINTED OR COPIED IN ANY OTHER WAY THAN WITH AIRPACKS PERMISSION!	

SUBJECT	
DIGITAL INPUTS II [7M7]	
ADAPTED TO P&ID REVISION	04
CLIENT	Bushehr Petrochemical Company (BUPC)
CLIENT REF.	Bushehr MEG Plant Project
AIRPACK REF.	17811-05B

DRAWN BY	MaGo
CHECKED BY	RBE
LAST MODIFICATION DATE	13-Jul-22
AIRPACK DWG NO.	17811-05B
REVISION	06
TOTAL PAGE AMOUNT	47

= 20-C-7080
+ UCP-C7080-01
CURRENT PAGE

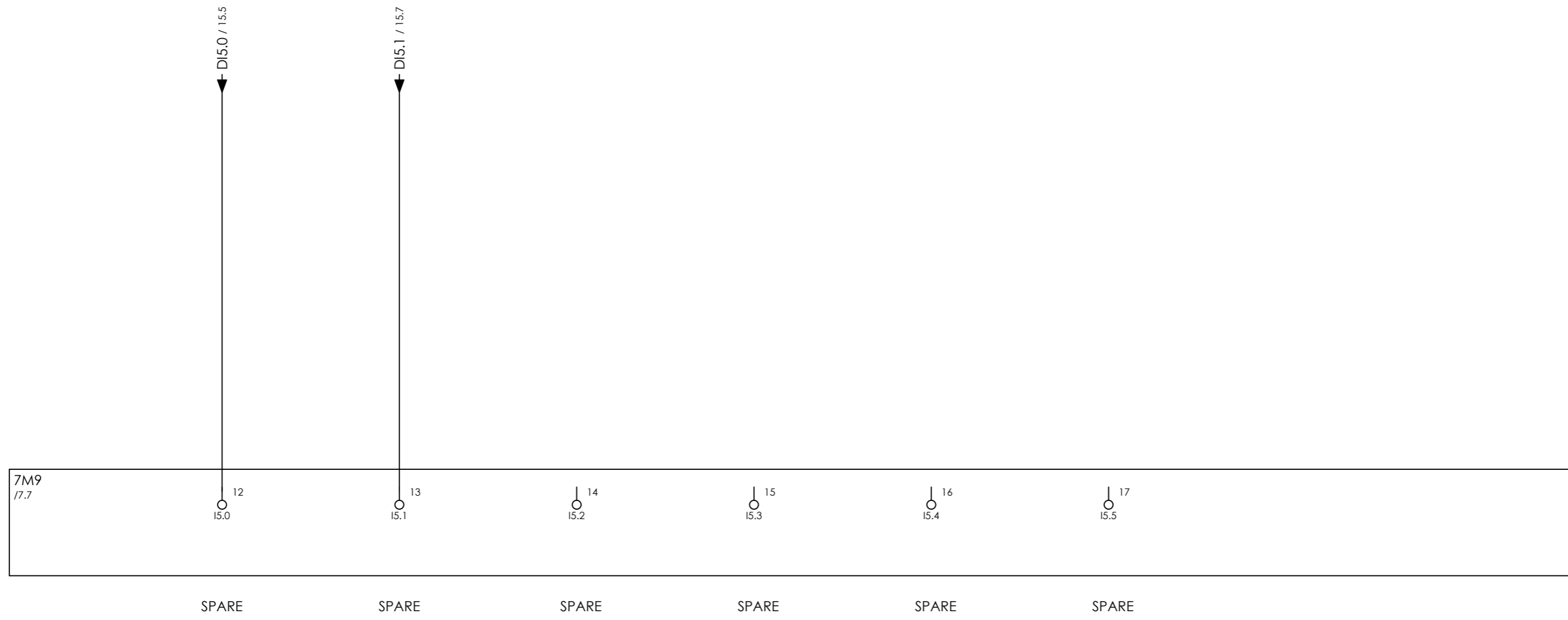


CLIENT DWG NO.	BU-20-VD-303-IN-DIG-0093
EQUIPMENT NO.	20-C-7080
EQUIPMENT LOCATION	Iran, Onshore
THIS DRAWING IS OWNED BY AIRPACK, AND SHALL NOT BE PRINTED OR COPIED IN ANY OTHER WAY THAN WITH AIRPACKS PERMISSION!	

SUBJECT DIGITAL INPUTS II [7M9]	
ADAPTED TO P&ID REVISION	04
CLIENT	Bushehr Petrochemical Company (BUPC)
CLIENT REF.	Bushehr MEG Plant Project
AIRPACK REF.	17811-05B

DRAWN BY	MaGo
CHECKED BY	RBE
LAST MODIFICATION DATE	13-Jul-22
AIRPACK DWG NO.	17811-05B
REVISION	06
TOTAL PAGE AMOUNT	48

= 20-C-7080
+ UCP-C7080-01
CURRENT PAGE




CLIENT DWG NO.	BU-20-VD-303-IN-DIG-0093
EQUIPMENT NO.	20-C-7080
EQUIPMENT LOCATION	Iran, Onshore
THIS DRAWING IS OWNED BY AIRPACK, AND SHALL NOT BE PRINTED OR COPIED IN ANY OTHER WAY THAN WITH AIRPACKS PERMISSION!	

SUBJECT DIGITAL INPUTS II [7M9]	
ADAPTED TO P&ID REVISION	04
CLIENT	Bushehr Petrochemical Company (BUPC)
CLIENT REF.	Bushehr MEG Plant Project
AIRPACK REF.	17811-05B

DRAWN BY	MaGo
CHECKED BY	RBE
LAST MODIFICATION DATE	13-Jul-22
AIRPACK DWG NO.	17811-05B
REVISION	06
TOTAL PAGE AMOUNT	49

= 20-C-7080
+ UCP-C7080-01
CURRENT PAGE

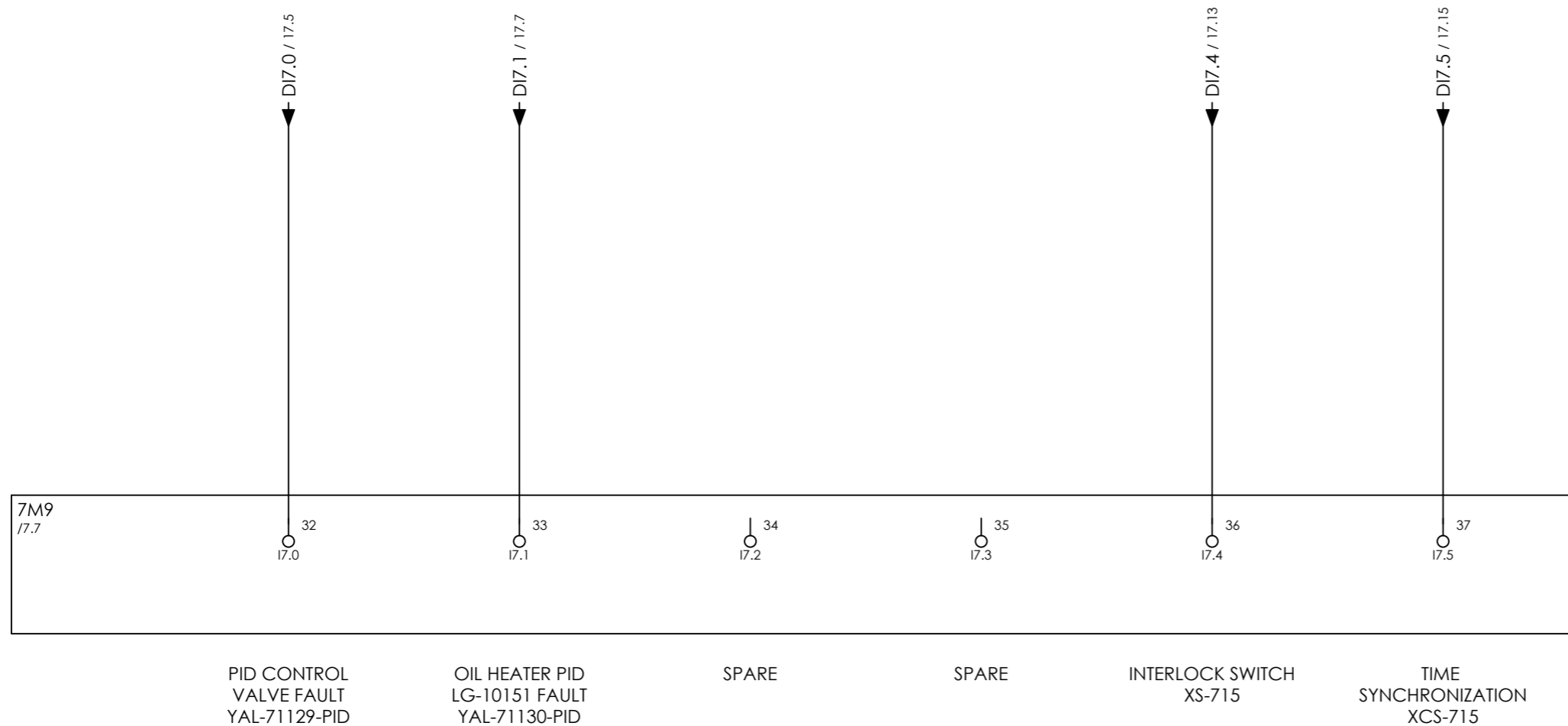


CLIENT DWG NO.	BU-20-VD-303-IN-DIG-0093
EQUIPMENT NO.	20-C-7080
EQUIPMENT LOCATION	Iran, Onshore

SUBJECT DIGITAL INPUTS II [7M9]	
ADAPTED TO P&ID REVISION	04
CLIENT	Bushehr Petrochemical Company (BUPC)
CLIENT REF.	Bushehr MEG Plant Project
AIRPACK REF.	17811-05B

DRAWN BY	MaGo
CHECKED BY	RBE
LAST MODIFICATION DATE	13-Jul-22
AIRPACK DWG NO.	17811-05B
REVISION	06
TOTAL PAGE AMOUNT	50

= 20-C-7080
+ UCP-C7080-01
CURRENT PAGE

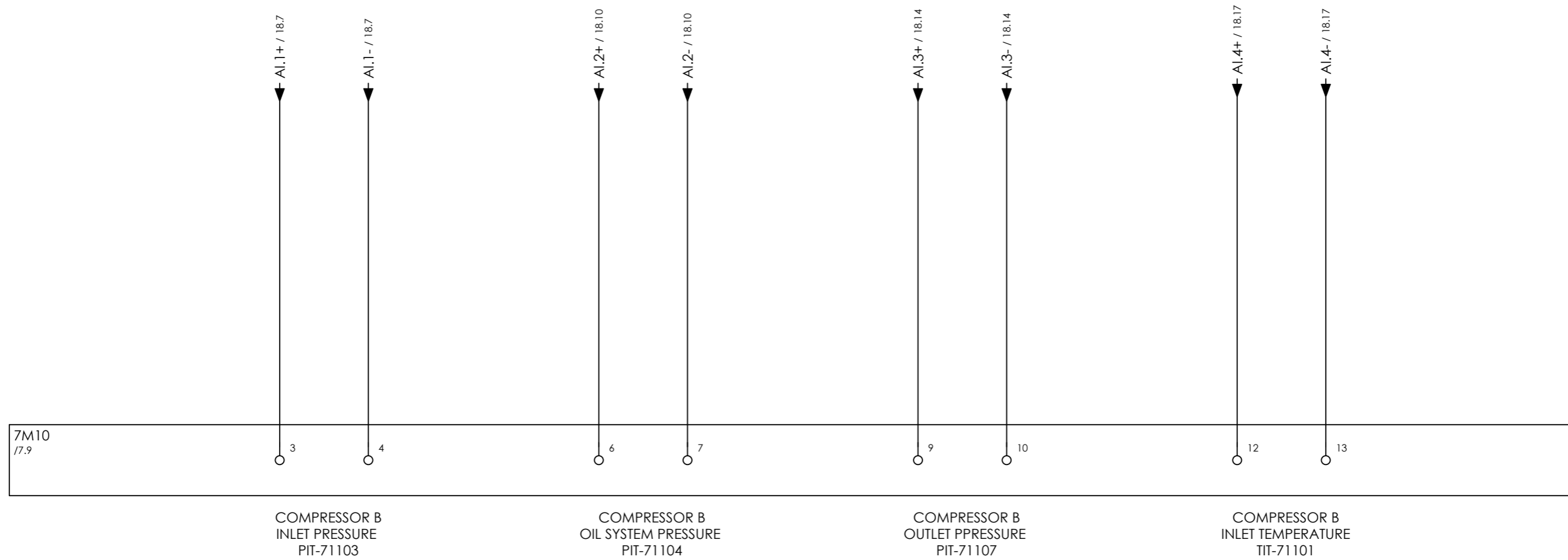


CLIENT DWG NO.	BU-20-VD-303-IN-DIG-0093
EQUIPMENT NO.	20-C-7080
EQUIPMENT LOCATION	Iran, Onshore
THIS DRAWING IS OWNED BY AIRPACK, AND SHALL NOT BE PRINTED OR COPIED IN ANY OTHER WAY THAN WITH AIRPACKS PERMISSION!	

SUBJECT DIGITAL INPUTS II [7M9]	
ADAPTED TO P&ID REVISION	04
CLIENT	Bushehr Petrochemical Company (BUPC)
CLIENT REF.	Bushehr MEG Plant Project
AIRPACK REF.	17811-05B

DRAWN BY	MaGo
CHECKED BY	RBE
LAST MODIFICATION DATE	13-Jul-22
AIRPACK DWG NO.	17811-05B
REVISION	06
TOTAL PAGE AMOUNT	51

= 20-C-7080
+ UCP-C7080-01
CURRENT PAGE

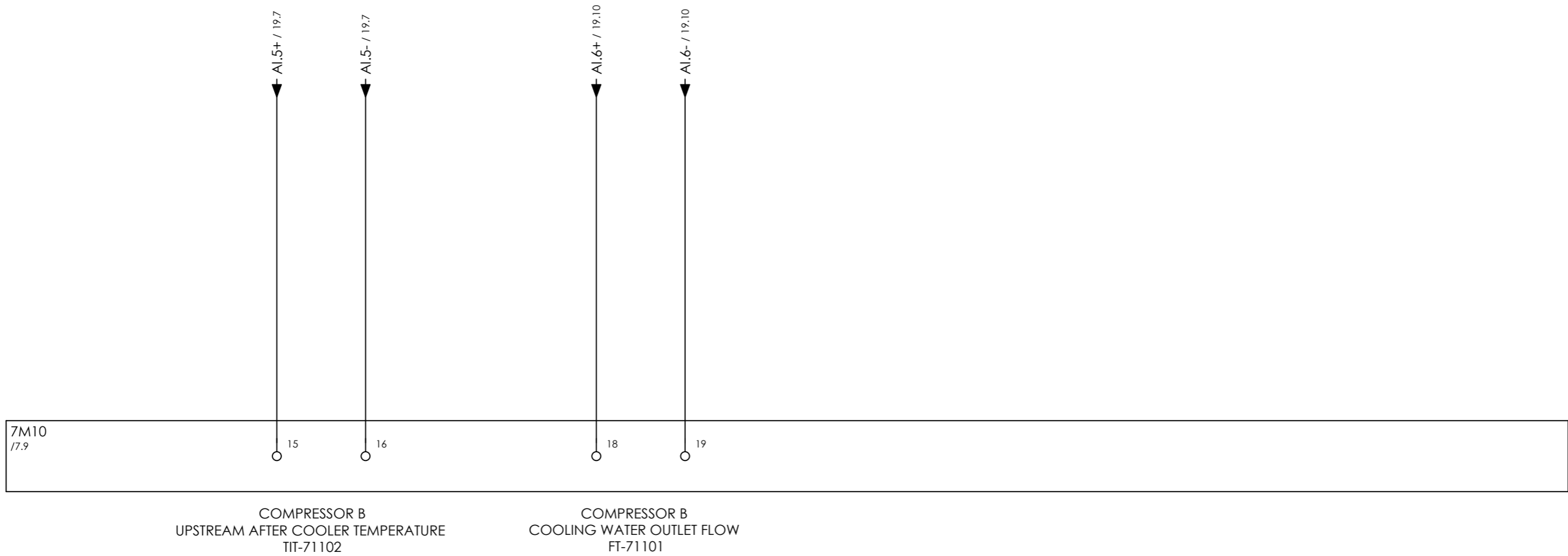


CLIENT DWG NO.	BU-20-VD-303-IN-DIG-0093
EQUIPMENT NO.	20-C-7080
EQUIPMENT LOCATION	Iran, Onshore
THIS DRAWING IS OWNED BY AIRPACK, AND SHALL NOT BE PRINTED OR COPIED IN ANY OTHER WAY THAN WITH AIRPACKS PERMISSION!	

SUBJECT	
ANALOG INPUTS II [7M10]	
ADAPTED TO P&ID REVISION	04
CLIENT	Bushehr Petrochemical Company (BUPC)
CLIENT REF.	Bushehr MEG Plant Project
AIRPACK REF.	17811-05B

DRAWN BY	MaGo
CHECKED BY	RBE
LAST MODIFICATION DATE	13-Jul-22
AIRPACK DWG NO.	17811-05B
REVISION	06
TOTAL PAGE AMOUNT	52

= 20-C-7080
+ UCP-C7080-01
CURRENT PAGE

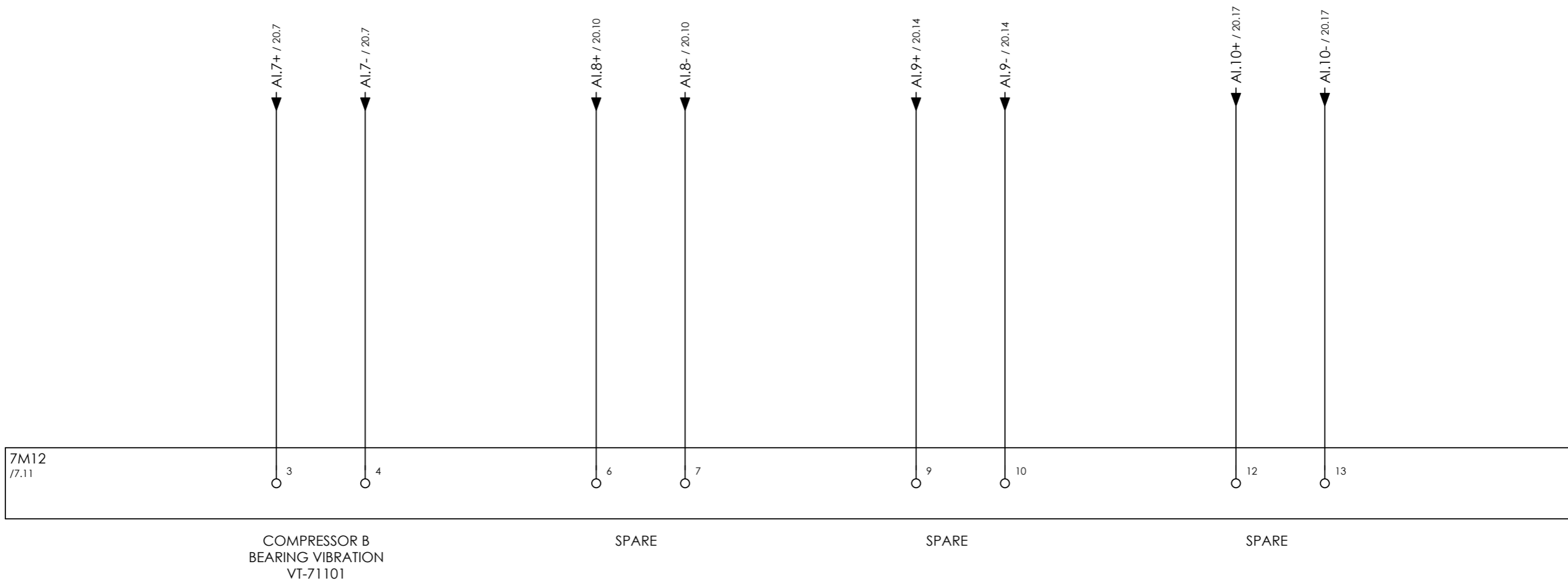


CLIENT DWG NO.	BU-20-VD-303-IN-DIG-0093
EQUIPMENT NO.	20-C-7080
EQUIPMENT LOCATION	Iran, Onshore
THIS DRAWING IS OWNED BY AIRPACK, AND SHALL NOT BE PRINTED OR COPIED IN ANY OTHER WAY THAN WITH AIRPACKS PERMISSION!	

SUBJECT ANALOG INPUTS II [7M10]	
ADAPTED TO P&ID REVISION	04
CLIENT	Bushehr Petrochemical Company (BUPC)
CLIENT REF.	Bushehr MEG Plant Project
AIRPACK REF.	17811-05B

DRAWN BY	MaGo
CHECKED BY	RBE
LAST MODIFICATION DATE	13-Jul-22
AIRPACK DWG NO.	17811-05B
REVISION	06
TOTAL PAGE AMOUNT	53

= 20-C-7080
+ UCP-C7080-01
CURRENT PAGE



CLIENT DWG NO.	BU-20-VD-303-IN-DIG-0093
EQUIPMENT NO.	20-C-7080
EQUIPMENT LOCATION	Iran, Onshore
THIS DRAWING IS OWNED BY AIRPACK, AND SHALL NOT BE PRINTED OR COPIED IN ANY OTHER WAY THAN WITH AIRPACKS PERMISSION!	

SUBJECT ANALOG INPUTS II [7M12]	
ADAPTED TO P&ID REVISION	04
CLIENT	Bushehr Petrochemical Company (BUPC)
CLIENT REF.	Bushehr MEG Plant Project
AIRPACK REF.	17811-05B

DRAWN BY	MaGo
CHECKED BY	RBE
LAST MODIFICATION DATE	13-Jul-22
AIRPACK DWG NO.	17811-05B
REVISION	06
TOTAL PAGE AMOUNT	54

= 20-C-7080
+ UCP-C7080-01
CURRENT PAGE



SPARE


SPARE



CLIENT DWG NO.	BU-20-VD-303-IN-DIG-0093
EQUIPMENT NO.	20-C-7080
EQUIPMENT LOCATION	Iran, Onshore
THIS DRAWING IS OWNED BY AIRPACK, AND SHALL NOT BE PRINTED OR COPIED IN ANY OTHER WAY THAN WITH AIRPACKS PERMISSION!	

SUBJECT ANALOG INPUTS II [7M12]	
ADAPTED TO P&ID REVISION	04
CLIENT	Bushehr Petrochemical Company (BUPC)
CLIENT REF.	Bushehr MEG Plant Project
AIRPACK REF.	17811-05B

DRAWN BY	MaGo	= 20-C-7080
CHECKED BY	RBE	+ UCP-C7080-01
LAST MODIFICATION DATE	13-Jul-22	CURRENT PAGE
AIRPACK DWG NO.	17811-05B	
REVISION	06	
TOTAL PAGE AMOUNT	55	



CLIENT DWG NO.	BU-20-VD-303-IN-DIG-0093
EQUIPMENT NO.	20-C-7080
EQUIPMENT LOCATION	Iran, Onshore
THIS DRAWING IS OWNED BY AIRPACK, AND SHALL NOT BE PRINTED OR COPIED IN ANY OTHER WAY THAN WITH AIRPACKS PERMISSION!	

SUBJECT ANALOG INPUTS II [7M14]	
ADAPTED TO P&ID REVISION	04
CLIENT	Bushehr Petrochemical Company (BUPC)
CLIENT REF.	Bushehr MEG Plant Project
AIRPACK REF.	17811-05B

DRAWN BY	MaGo
CHECKED BY	RBE
LAST MODIFICATION DATE	13-Jul-22
AIRPACK DWG NO.	17811-05B
REVISION	06
TOTAL PAGE AMOUNT	56

= 20-C-7080
+ UCP-C7080-01
CURRENT PAGE



SPARE

SPARE



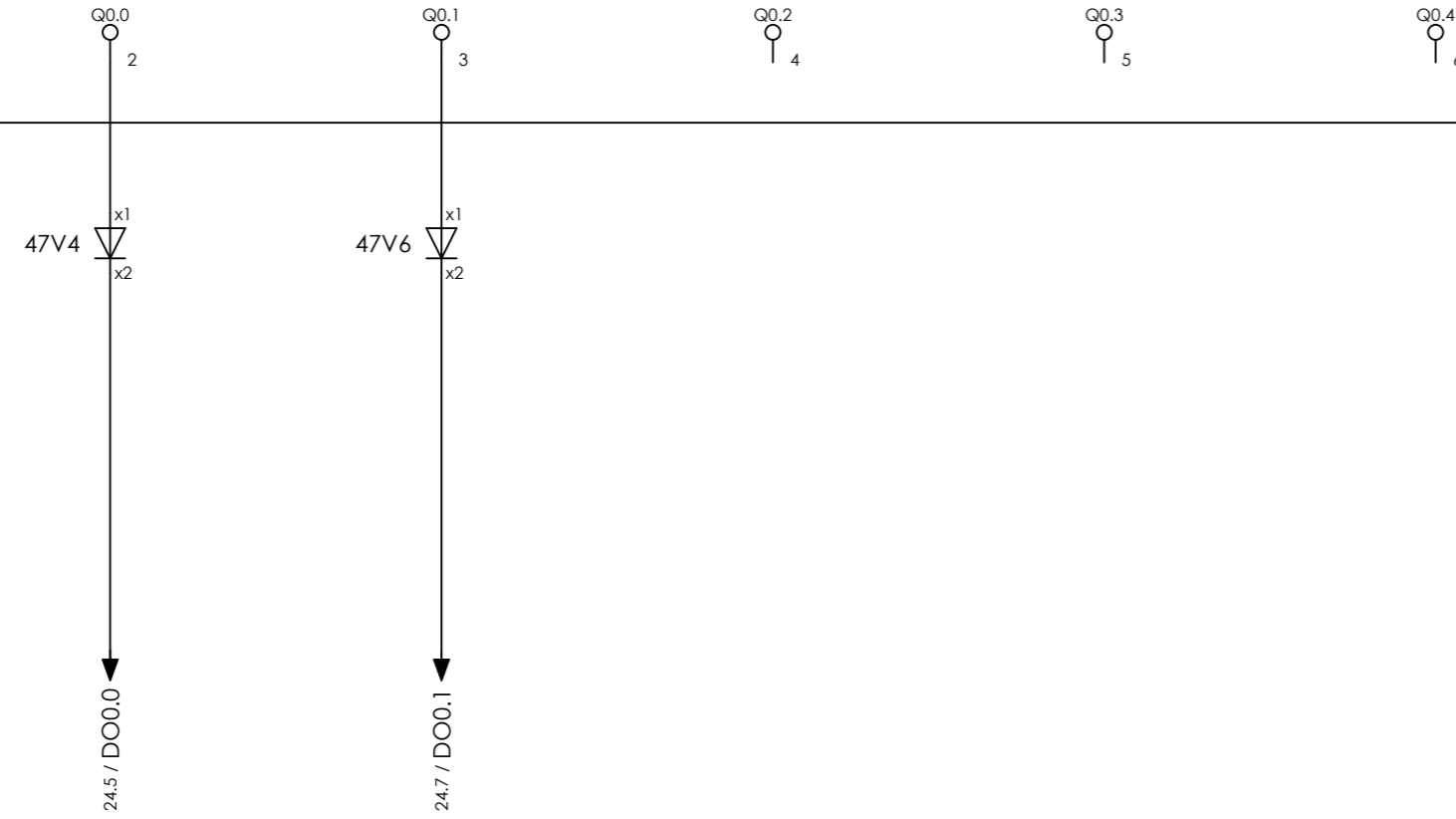
CLIENT DWG NO.	BU-20-VD-303-IN-DIG-0093
EQUIPMENT NO.	20-C-7080
EQUIPMENT LOCATION	Iran, Onshore
THIS DRAWING IS OWNED BY AIRPACK, AND SHALL NOT BE PRINTED OR COPIED IN ANY OTHER WAY THAN WITH AIRPACKS PERMISSION!	

SUBJECT ANALOG INPUTS II [7M14]	
ADAPTED TO P&ID REVISION	04
CLIENT	Bushehr Petrochemical Company (BUPC)
CLIENT REF.	Bushehr MEG Plant Project
AIRPACK REF.	17811-05B

DRAWN BY	MaGo
CHECKED BY	RBE
LAST MODIFICATION DATE	13-Jul-22
AIRPACK DWG NO.	17811-05B
REVISION	06
TOTAL PAGE AMOUNT	57

= 20-C-7080
+ UCP-C7080-01
CURRENT PAGE

7M15
/7.14



ESD RELAY 01

ESD RELAY 02

SPARE

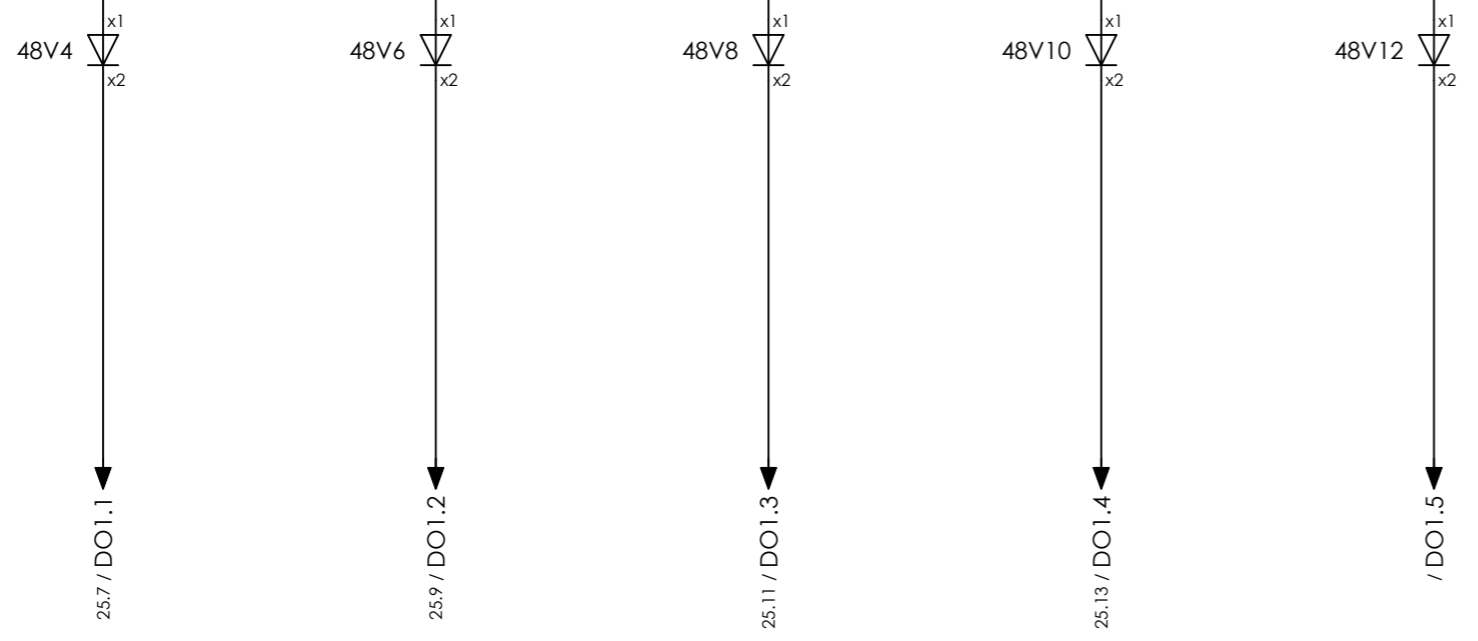

SPARE

SPARE



CLIENT DWG NO.	BU-20-VD-303-IN-DIG-0093
EQUIPMENT NO.	20-C-7080
EQUIPMENT LOCATION	Iran, Onshore
THIS DRAWING IS OWNED BY AIRPACK, AND SHALL NOT BE PRINTED OR COPIED IN ANY OTHER WAY THAN WITH AIRPACKS PERMISSION!	


SUBJECT		DRAWN BY	MaGo	= 20-C-7080
DIGITAL OUTPUTS II [7M15]		CHECKED BY	RBE	+ UCP-C7080-01
ADAPTED TO P&ID REVISION	04	LAST MODIFICATION DATE	13-Jul-22	CURRENT PAGE
CLIENT	Bushehr Petrochemical Company (BUPC)	AIRPACK DWG NO.	17811-05B	
CLIENT REF.	Bushehr MEG Plant Project	REVISION	06	
AIRPACK REF.	17811-05B	TOTAL PAGE AMOUNT	58	



COMPRESSOR B OPERATIONAL XL-71106 COMPRESSOR B RUNNING XL-71107 COMPRESSOR B COMMON ALARM XL-71108 COMPRESSOR B COMMON TRIP XL-71109 COMPRESSOR B HOURMETER HM-71101



CLIENT DWG NO.	BU-20-VD-303-IN-DIG-0093	SUBJECT		DRAWN BY	MaGo	= 20-C-7080
EQUIPMENT NO.	20-C-7080	DIGITAL OUTPUTS II [7M15]		CHECKED BY	RBE	+ UCP-C7080-01
EQUIPMENT LOCATION	Iran, Onshore	ADAPTED TO P&ID REVISION	04	LAST MODIFICATION DATE	13-Jul-22	CURRENT PAGE
THIS DRAWING IS OWNED BY AIRPACK, AND SHALL NOT BE PRINTED OR COPIED IN ANY OTHER WAY THAN WITH AIRPACKS PERMISSION!		CLIENT	Bushehr Petrochemical Company (BUPC)	AIRPACK DWG NO.	17811-05B	
		CLIENT REF.	Bushehr MEG Plant Project	REVISION	06	
		AIRPACK REF.	17811-05B	TOTAL PAGE AMOUNT	59	



COMPRESSOR B
OPERATIONAL
XL-71101

COMPRESSOR B
RUNNING
XL-71102

COMPRESSOR B
COMMON ALARM
XL-71103

COMPRESSOR B
COMMON TRIP
XL-71104

SPARE



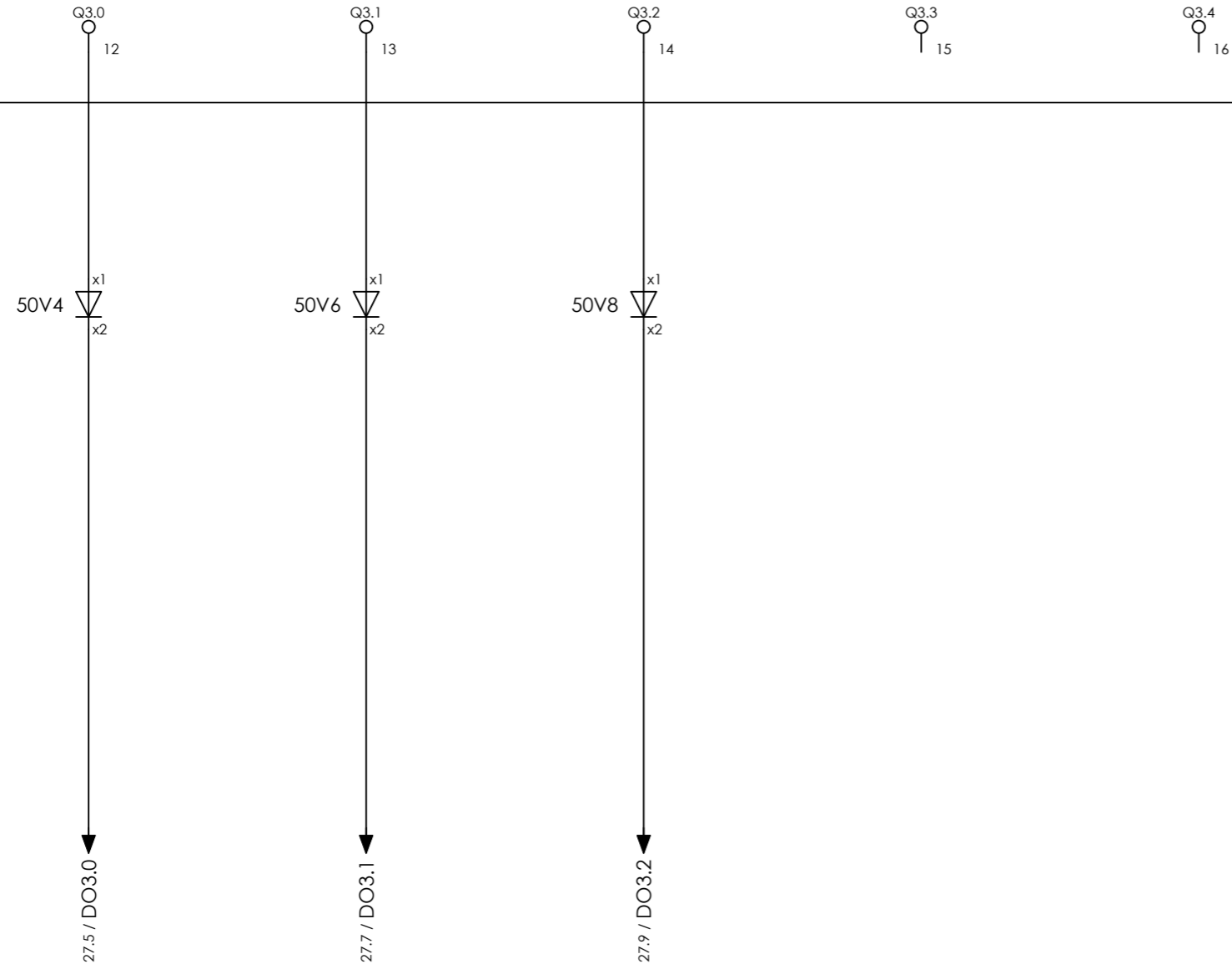
CLIENT DWG NO.	BU-20-VD-303-IN-DIG-0093
EQUIPMENT NO.	20-C-7080
EQUIPMENT LOCATION	Iran, Onshore
THIS DRAWING IS OWNED BY AIRPACK, AND SHALL NOT BE PRINTED OR COPIED IN ANY OTHER WAY THAN WITH AIRPACKS PERMISSION!	

SUBJECT DIGITAL OUTPUTS II [7M16]	
ADAPTED TO P&ID REVISION	04
CLIENT	Bushehr Petrochemical Company (BUPC)
CLIENT REF.	Bushehr MEG Plant Project
AIRPACK REF.	17811-05B

DRAWN BY	MaGo
CHECKED BY	RBE
LAST MODIFICATION DATE	13-Jul-22
AIRPACK DWG NO.	17811-05B
REVISION	06
TOTAL PAGE AMOUNT	60

= 20-C-7080
+ UCP-C7080-01
CURRENT PAGE

7M16
/7.15



SPARE

SPARE

COMPRESSOR B
FORCED SHUTDOWN
HS-715-SD-1

SPARE

SPARE

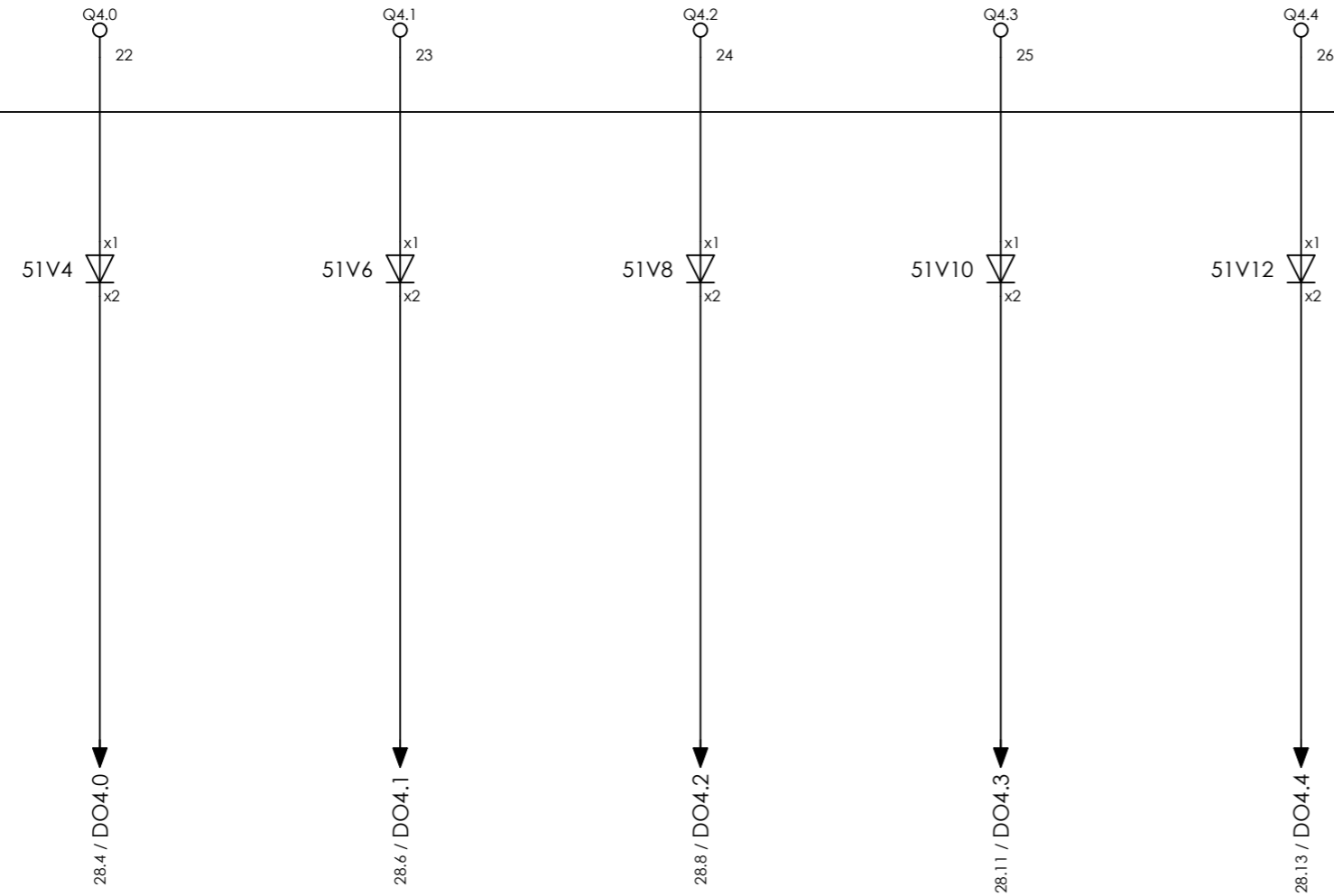


CLIENT DWG NO.	BU-20-VD-303-IN-DIG-0093
EQUIPMENT NO.	20-C-7080
EQUIPMENT LOCATION	Iran, Onshore
THIS DRAWING IS OWNED BY AIRPACK, AND SHALL NOT BE PRINTED OR COPIED IN ANY OTHER WAY THAN WITH AIRPACKS PERMISSION!	

SUBJECT DIGITAL OUTPUTS II [7M16]	
ADAPTED TO P&ID REVISION	04
CLIENT	Bushehr Petrochemical Company (BUPC)
CLIENT REF.	Bushehr MEG Plant Project
AIRPACK REF.	17811-05B

DRAWN BY	MaGo	= 20-C-7080
CHECKED BY	RBE	+ UCP-C7080-01
LAST MODIFICATION DATE	13-Jul-22	CURRENT PAGE
AIRPACK DWG NO.	17811-05B	
REVISION	06	
TOTAL PAGE AMOUNT	61	

7M18
/7.16



COMPRESSOR B
INLET
SOLENOID VALVE
XY-71101

COMPRESSOR B
COOLING WATER INLET
SOLENOID VALVE
XY-71102

SPARE

SPARE

PID CONTROL
ACTIVE
XS-71128-PID



CLIENT DWG NO.	BU-20-VD-303-IN-DIG-0093
EQUIPMENT NO.	20-C-7080
EQUIPMENT LOCATION	Iran, Onshore
THIS DRAWING IS OWNED BY AIRPACK, AND SHALL NOT BE PRINTED OR COPIED IN ANY OTHER WAY THAN WITH AIRPACKS PERMISSION!	

SUBJECT DIGITAL OUTPUTS II [7M18]	
ADAPTED TO P&ID REVISION	04
CLIENT	Bushehr Petrochemical Company (BUPC)
CLIENT REF.	Bushehr MEG Plant Project
AIRPACK REF.	17811-05B

DRAWN BY	MaGo
CHECKED BY	RBE
LAST MODIFICATION DATE	13-Jul-22
AIRPACK DWG NO.	17811-05B
REVISION	06
TOTAL PAGE AMOUNT	62

= 20-C-7080
+ UCP-C7080-01
CURRENT PAGE

7M18
/7.16

Q5.0
| 22

Q5.1
| 23

Q5.2
| 24

Q5.3
| 25

Q5.4
| 26

SPARE

SPARE

SPARE

SPARE

SPARE

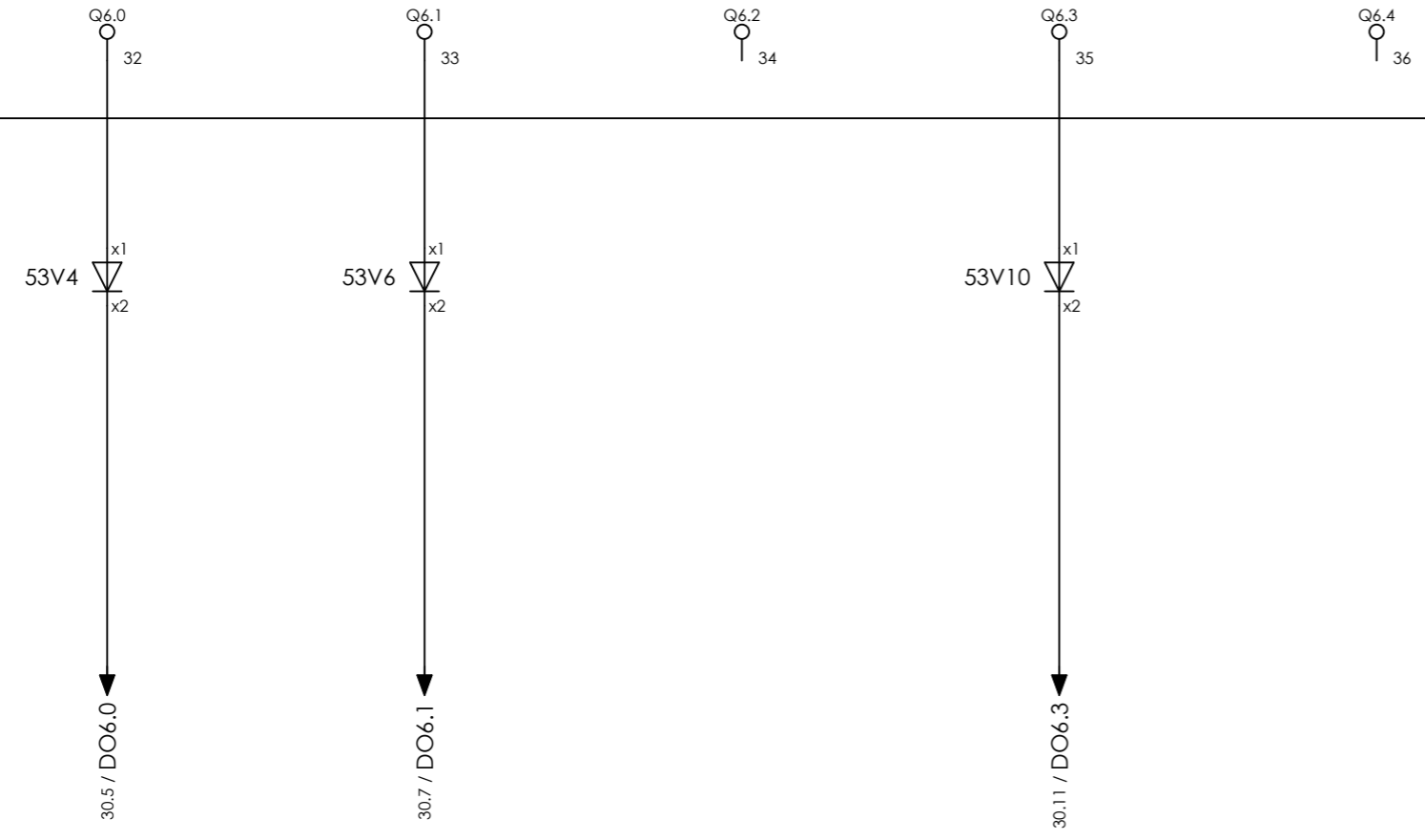


CLIENT DWG NO.	BU-20-VD-303-IN-DIG-0093
EQUIPMENT NO.	20-C-7080
EQUIPMENT LOCATION	Iran, Onshore
THIS DRAWING IS OWNED BY AIRPACK, AND SHALL NOT BE PRINTED OR COPIED IN ANY OTHER WAY THAN WITH AIRPACKS PERMISSION!	

SUBJECT DIGITAL OUTPUTS II [7M18]	
ADAPTED TO P&ID REVISION	04
CLIENT	Bushehr Petrochemical Company (BUPC)
CLIENT REF.	Bushehr MEG Plant Project
AIRPACK REF.	17811-05B

DRAWN BY	MaGo	= 20-C-7080
CHECKED BY	RBE	+ UCP-C7080-01
LAST MODIFICATION DATE	13-Jul-22	CURRENT PAGE
AIRPACK DWG NO.	17811-05B	
REVISION	06	
TOTAL PAGE AMOUNT	63	

7M19
/7.18



COMPRESSOR B
MAIN MOTOR
20-C-7080-M
START/STOP
XS-71122-ST/SP

COMPRESSOR B
OIL HEATER
LG-71101
ON/OFF
XS-71123-ST/SP

SPARE

S/D Status
XAL-715-2

SPARE



CLIENT DWG NO.	BU-20-VD-303-IN-DIG-0093
EQUIPMENT NO.	20-C-7080
EQUIPMENT LOCATION	Iran, Onshore
THIS DRAWING IS OWNED BY AIRPACK, AND SHALL NOT BE PRINTED OR COPIED IN ANY OTHER WAY THAN WITH AIRPACKS PERMISSION!	

SUBJECT DIGITAL OUTPUTS II [7M19]	
ADAPTED TO P&ID REVISION	04
CLIENT	Bushehr Petrochemical Company (BUPC)
CLIENT REF.	Bushehr MEG Plant Project
AIRPACK REF.	17811-05B

DRAWN BY	MaGo	= 20-C-7080
CHECKED BY	RBE	+ UCP-C7080-01
LAST MODIFICATION DATE	13-Jul-22	CURRENT PAGE
AIRPACK DWG NO.	17811-05B	
REVISION	06	
TOTAL PAGE AMOUNT	64	

7M19
/7.18

Q7.0
| 22

Q7.1
| 23

Q7.2
| 24

Q7.3
| 25

Q7.4
| 26

SPARE

SPARE

SPARE

SPARE

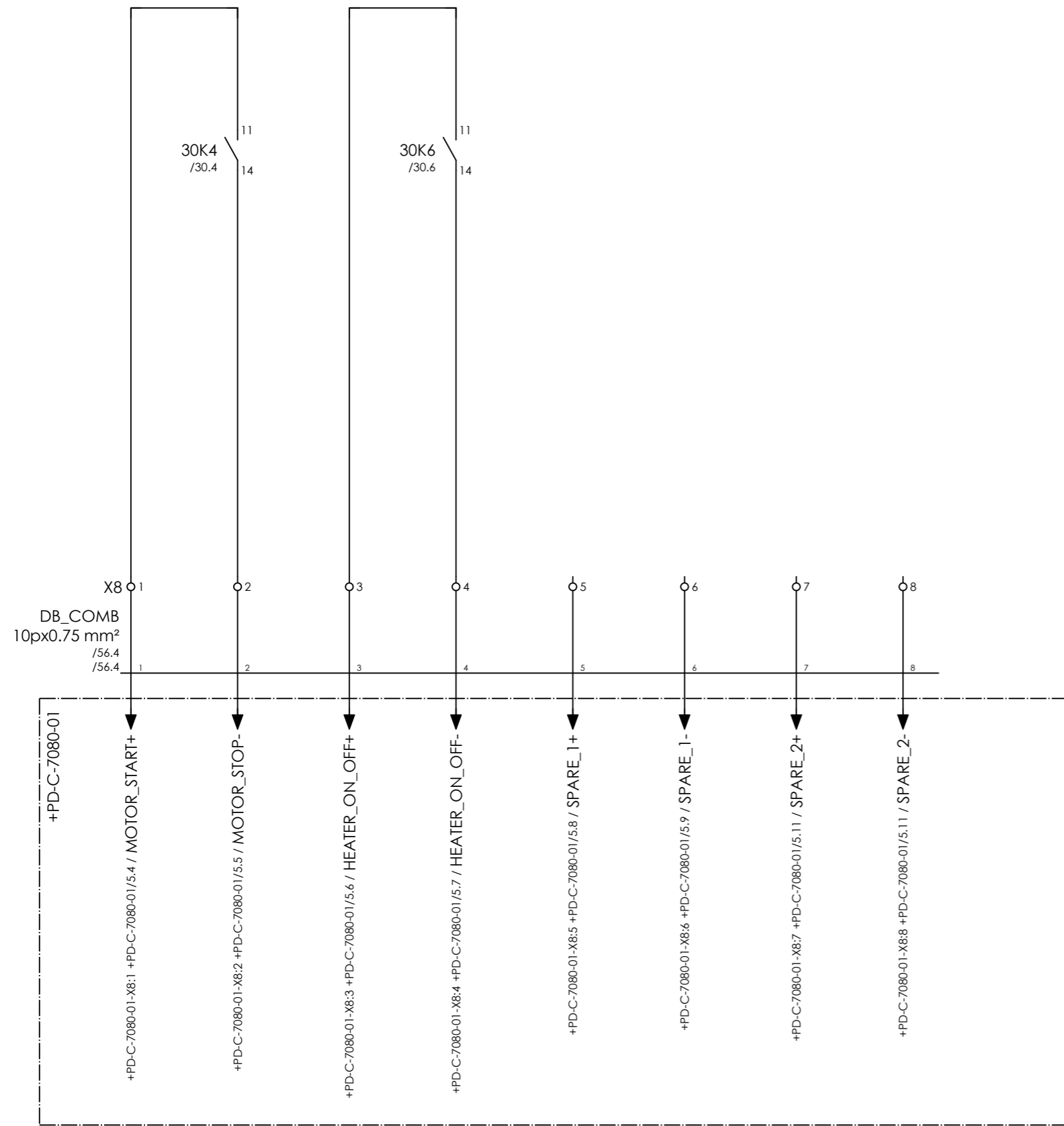
SPARE



CLIENT DWG NO.	BU-20-VD-303-IN-DIG-0093
EQUIPMENT NO.	20-C-7080
EQUIPMENT LOCATION	Iran, Onshore
THIS DRAWING IS OWNED BY AIRPACK, AND SHALL NOT BE PRINTED OR COPIED IN ANY OTHER WAY THAN WITH AIRPACKS PERMISSION!	

SUBJECT DIGITAL OUTPUTS II [7M19]	
ADAPTED TO P&ID REVISION	04
CLIENT	Bushehr Petrochemical Company (BUPC)
CLIENT REF.	Bushehr MEG Plant Project
AIRPACK REF.	17811-05B

DRAWN BY	MaGo	= 20-C-7080
CHECKED BY	RBE	+ UCP-C7080-01
LAST MODIFICATION DATE	13-Jul-22	CURRENT PAGE
AIRPACK DWG NO.	17811-05B	
REVISION	06	
TOTAL PAGE AMOUNT	65	



COMPRESSOR B
MAIN MOTOR
20-C-7080-M
START/STOP
XS-71122-ST/SP

COMPRESSOR B
OIL HEATER
LG-71101
ON/OFF
XS-71123-ST/SP

SPARE

SPARE




CLIENT DWG NO.	BU-20-VD-303-IN-DIG-0093
EQUIPMENT NO.	20-C-7080
EQUIPMENT LOCATION	Iran, Onshore
THIS DRAWING IS OWNED BY AIRPACK, AND SHALL NOT BE PRINTED OR COPIED IN ANY OTHER WAY THAN WITH AIRPACKS PERMISSION!	

SUBJECT SIGNALS TO DISTRIBUTION BOARD	
ADAPTED TO P&ID REVISION	04
CLIENT	Bushehr Petrochemical Company (BUPC)
CLIENT REF.	Bushehr MEG Plant Project
AIRPACK REF.	17811-05B

DRAWN BY	MaGo
CHECKED BY	RBE
LAST MODIFICATION DATE	13-Jul-22
AIRPACK DWG NO.	17811-05B
REVISION	06
TOTAL PAGE AMOUNT	66

= 20-C-7080
+ UCP-C7080-01
CURRENT PAGE



COMPRESSOR B
MAIN MOTOR
20-C-7080-M
RUNNING
XL-71124

COMPRESSOR B
MAIN MOTOR
20-C-7080-M
FAULT
YAL-71125

COMPRESSOR B
OIL HEATER
LG-71101
RUNNING
XL-71126

COMPRESSOR B
OIL HEATER
LG-71101
FAULT
YAL-71127

COMPRESSOR B
OIL HEATER PID
LG-71101
FAULT
YAL-71130-PID

SPARE

SPARE

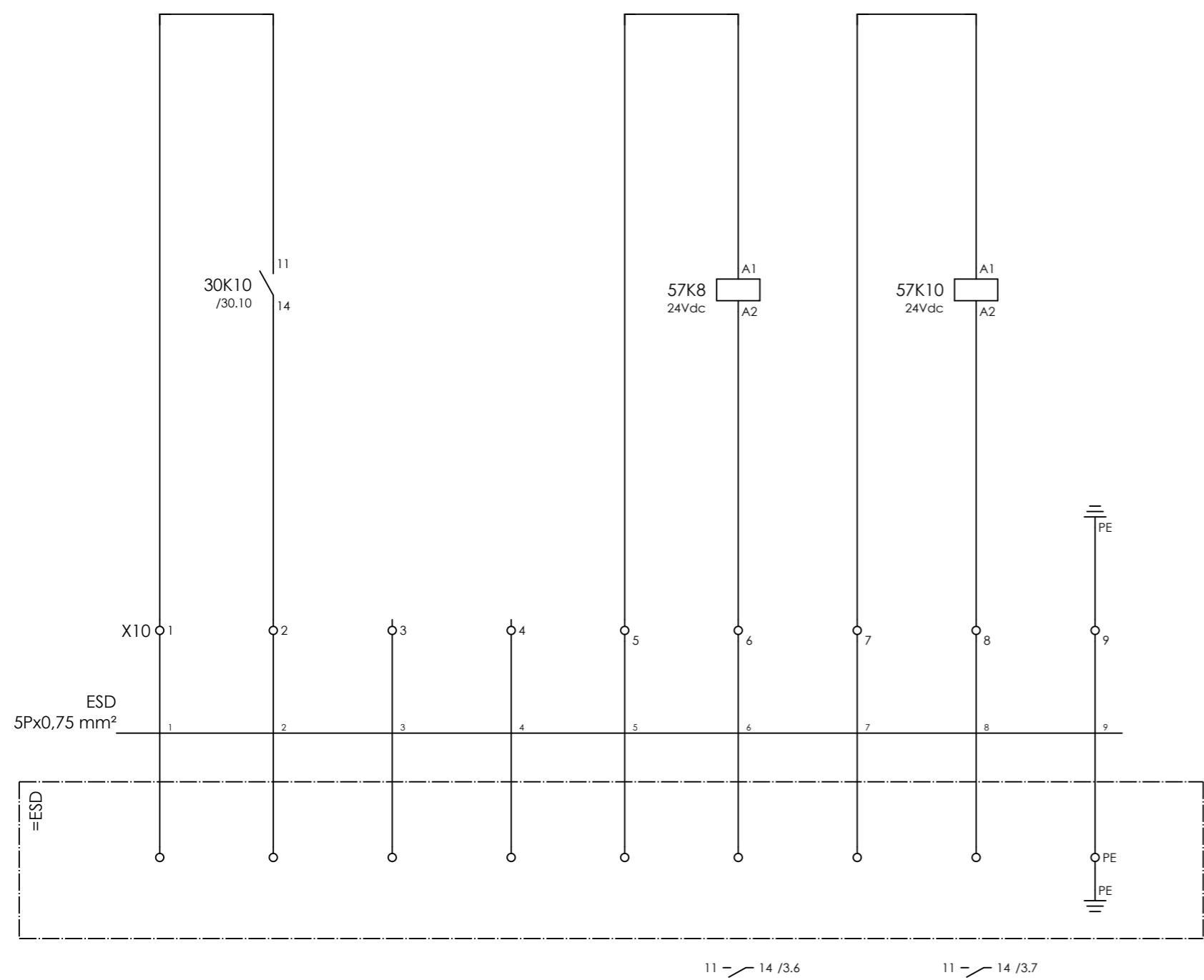


CLIENT DWG NO.	BU-20-VD-303-IN-DIG-0093
EQUIPMENT NO.	20-C-7080
EQUIPMENT LOCATION	Iran, Onshore
THIS DRAWING IS OWNED BY AIRPACK, AND SHALL NOT BE PRINTED OR COPIED IN ANY OTHER WAY THAN WITH AIRPACKS PERMISSION!	

SUBJECT SIGNALS FROM DISTRIBUTION BOARD	
ADAPTED TO P&ID REVISION	04
CLIENT	Bushehr Petrochemical Company (BUPC)
CLIENT REF.	Bushehr MEG Plant Project
AIRPACK REF.	17811-05B

DRAWN BY	MaGo
CHECKED BY	RBE
LAST MODIFICATION DATE	13-Jul-22
AIRPACK DWG NO.	17811-05B
REVISION	06
TOTAL PAGE AMOUNT	67

= 20-C-7080
+ UCP-C7080-01
CURRENT PAGE

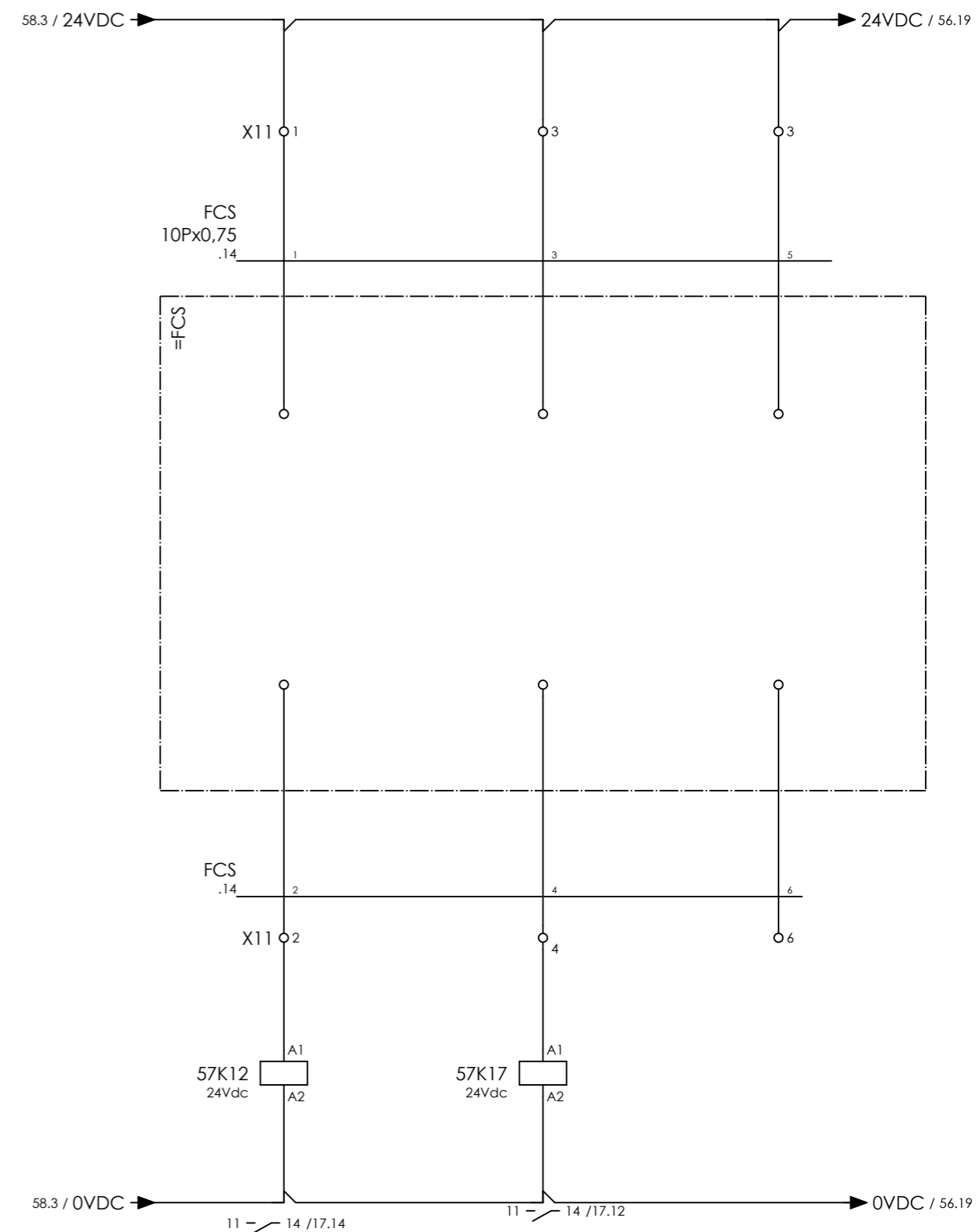


S/D Status
XAL-715-2
TO CUSTOMER
ESD

SPARE

EMERGENCY
SHUTDOWN TRIP COMMAND
FROM CUSTOMER ESD
HS-715-SD-1

11 - 14 /3.6 11 - 14 /3.7



TIME
SYNCHRONIZATION
XCS-715
FROM
CUSTOMER FCS

INTERLOCK
SWITCH STOP
COMPRESSOR
FROM FCS
XS-715
FROM
CUSTOMER FCS

SPARE

11 - 14 /17.14 11 - 14 /17.12

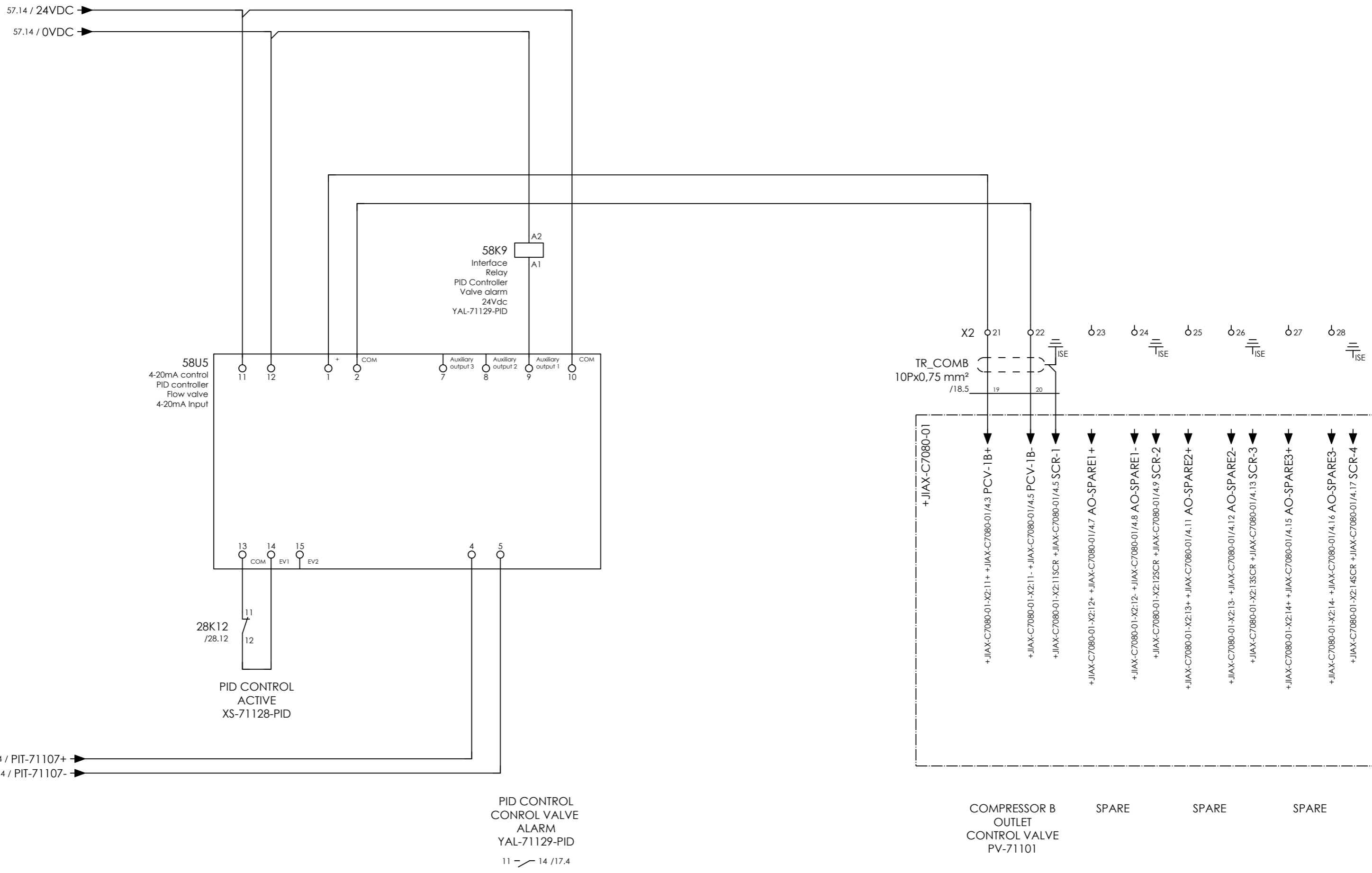


CLIENT DWG NO.	BU-20-VD-303-IN-DIG-0093
EQUIPMENT NO.	20-C-7080
EQUIPMENT LOCATION	Iran, Onshore
THIS DRAWING IS OWNED BY AIRPACK, AND SHALL NOT BE PRINTED OR COPIED IN ANY OTHER WAY THAN WITH AIRPACKS PERMISSION!	

SUBJECT SIGNALS TO / FROM ESD AND FROM FCS	
ADAPTED TO P&ID REVISION	04
CLIENT	Bushehr Petrochemical Company (BUPC)
CLIENT REF.	Bushehr MEG Plant Project
AIRPACK REF.	17811-05B

DRAWN BY	MaGo
CHECKED BY	RBE
LAST MODIFICATION DATE	13-Jul-22
AIRPACK DWG NO.	17811-05B
REVISION	06
TOTAL PAGE AMOUNT	68

= 20-C-7080
+ UCP-C7080-01
CURRENT PAGE



CLIENT DWG NO.	BU-20-VD-303-IN-DIG-0093
EQUIPMENT NO.	20-C-7080
EQUIPMENT LOCATION	Iran, Onshore
THIS DRAWING IS OWNED BY AIRPACK, AND SHALL NOT BE PRINTED OR COPIED IN ANY OTHER WAY THAN WITH AIRPACKS PERMISSION!	

SUBJECT PID CONTROL FLOW VALVE	
ADAPTED TO P&ID REVISION	04
CLIENT	Bushehr Petrochemical Company (BUPC)
CLIENT REF.	Bushehr MEG Plant Project
AIRPACK REF.	17811-05B

DRAWN BY	MaGo
CHECKED BY	RBE
LAST MODIFICATION DATE	13-Jul-22
AIRPACK DWG NO.	17811-05B
REVISION	06
TOTAL PAGE AMOUNT	69

= 20-C-7080
+ UCP-C7080-01
CURRENT PAGE

Terminal diagram

Cable name		Strip =20-C-7080+UCP-C7080-01-X0 POWER SUPPLY 110VAC / 230VAC FROM CUSTOMER							Cable name	
Terminal	Connection point	Terminal	Jumper	Target designation	Connection point	Terminal	Jumper	Target designation	Connection point	
-PS_02	3x2.5 sqmm	1	.	=CUSTOMER-L		1	.	MAIN SWITCH HS-71102	2	
-PS_01	3x2.5 sqmm	2	.	=CUSTOMER-N		2	.	MAIN SWITCH HS-71102	4	
-PS_00	3x2.5 sqmm	3	.	=CUSTOMER-PE		3	.		PE	
		4	.	=CUSTOMER-L		4	.	MAIN SWITCH HS-71103	2	
		5	.	=CUSTOMER-N		5	.	MAIN SWITCH HS-71103	4	
		6	.	=CUSTOMER-PE		6	.		PE	
		7	.	=CUSTOMER-L		7	.	MAIN SWITCH HS-71104	2	
		8	.	=CUSTOMER-N		8	.	MAIN SWITCH HS-71104	4	
		9	.	=CUSTOMER-PE		9	.		PE	



CLIENT DWG NO. BU-20-VD-303-IN-DIG-0093
 EQUIPMENT NO. 20-C-7080
 EQUIPMENT LOCATION Iran, Onshore
 THIS DRAWING IS OWNED BY AIRPACK, AND SHALL NOT BE PRINTED OR COPIED IN ANY OTHER WAY THAN WITH AIRPACKS PERMISSION!

SUBJECT Terminal diagram =20-C-7080+UCP-C7080-01-X0
 ADAPTED TO P&ID REVISION 04
 CLIENT Bushehr Petrochemical Company (BUPC)
 CLIENT REF. Bushehr MEG Plant Project
 AIRPACK REF. 17811-05B

DRAWN BY MaGo
 CHECKED BY RBE
 LAST MODIFICATION DATE 13-Jul-22
 AIRPACK DWG NO. 17811-05B
 REVISION 06
 TOTAL PAGE AMOUNT 70

= 20-C-7080
 + UCP-C7080-01
 CURRENT PAGE

Terminal diagram

Cable name		Strip =20-C-7080+UCP-C7080-01-X1 SOLENOIDS										Cable name	
		Target designation	Connection point	Terminal	Jumper	Target designation	Connection point	Terminal	Jumper	Target designation	Connection point		
-SOL_COMB	5Px2.5 mm²	+JNDX-C7080-01-X1	1+	1+		+JNDX-C7080-01-X1	1+	1+		-28K3	14		
		+JNDX-C7080-01-X1	1-	1-	•	+JNDX-C7080-01-X1	1-	1-	•	-24K6	14		
		+JNDX-C7080-01-X1	2+	2+	•	+JNDX-C7080-01-X1	2+	2+	•	-28K5	14		
		+JNDX-C7080-01-X1	2-	2-	•	+JNDX-C7080-01-X1	2-	2-	•				
		+JNDX-C7080-01-X1	3+	3+	•	+JNDX-C7080-01-X1	3+	3+	•	-28K8	14		
		+JNDX-C7080-01-X1	3-	3-	•	+JNDX-C7080-01-X1	3-	3-	•				
		+JNDX-C7080-01-X1	4+	4+	•	+JNDX-C7080-01-X1	4+	4+	•	-28K10	14		
		+JNDX-C7080-01-X1	4-	4-	•	+JNDX-C7080-01-X1	4-	4-	•				
		+JNDX-C7080-01-X1	5+	5+		+JNDX-C7080-01-X1	5+	5+					
		+JNDX-C7080-01-X1	5-	5-	•	+JNDX-C7080-01-X1	5-	5-	•				



THIS DRAWING IS OWNED BY AIRPACK, AND SHALL NOT BE PRINTED OR COPIED IN ANY OTHER WAY THAN WITH AIRPACKS PERMISSION!

CLIENT DWG NO.	BU-20-VD-303-IN-DIG-0093	SUBJECT	Terminal diagram =20-C-7080+UCP-C7080-01-X1
EQUIPMENT NO.	20-C-7080	ADAPTED TO P&ID REVISION	04
EQUIPMENT LOCATION	Iran, Onshore	CLIENT	Bushehr Petrochemical Company (BUPC)
		CLIENT REF.	Bushehr MEG Plant Project
		AIRPACK REF.	17811-05B

DRAWN BY	MaGo	= 20-C-7080
CHECKED BY	RBE	+ UCP-C7080-01
LAST MODIFICATION DATE	13-Jul-22	CURRENT PAGE
AIRPACK DWG NO.	17811-05B	
REVISION	06	
TOTAL PAGE AMOUNT	71	

Terminal diagram

Cable name		Strip =20-C-7080+UCP-C7080-01-X2 ANALOGUE INPUTS										Cable name									
-TR_COMB	10Px0,75 mm²	1	2	3	4	5	6	7	8	9	10	11	12	13	14	15	16	17	18	19	20
Target designation	Connection point	Terminal	Jumper	Target designation	Connection point	Terminal	Jumper	Target designation	Connection point	Terminal	Jumper	Target designation	Connection point	Terminal	Jumper	Target designation	Connection point	Terminal	Jumper	Target designation	Connection point
-9U4	1	1	.	+JIAX-C7080-01-X2	1+	1	.														
-9U4	3	2	.	+JIAX-C7080-01-X2	1-	2	.														
-9U5	1	3	.	+JIAX-C7080-01-X2	2+	3	.														
-9U5	3	4	.	+JIAX-C7080-01-X2	2-	4	.														
-9U6	1	5	.	+JIAX-C7080-01-X2	3+	5	.														
-9U6	3	6	.	+JIAX-C7080-01-X2	3-	6	.														
-9U7	1	7	.	+JIAX-C7080-01-X2	4+	7	.														
-9U7	3	8	.	+JIAX-C7080-01-X2	4-	8	.														
-9U8	1	9	.	+JIAX-C7080-01-X2	5+	9	.														
-9U8	3	10	.	+JIAX-C7080-01-X2	5-	10	.														
-9U9	1	11	.	+JIAX-C7080-01-X2	6+	11	.														
-9U9	3	12	.	+JIAX-C7080-01-X2	6-	12	.														
-9U10	1	13	.	+JIAX-C7080-01-X2	7+	13	.														
-9U10	3	14	.	+JIAX-C7080-01-X2	7-	14	.														
-9U11	1	15	.	+JIAX-C7080-01-X2	8+	15	.														
-9U11	3	16	.	+JIAX-C7080-01-X2	8-	16	.														
-9U12	1	17	.	+JIAX-C7080-01-X2	9+	17	.														
-9U12	3	18	.	+JIAX-C7080-01-X2	9-	18	.														
-9U13	1	19	.			19	.														
-9U13	3	20	.			20	.														
+JIAX-C7080-01-X2	11+	21	.	-58U5	1	21	.														
+JIAX-C7080-01-X2	11-	22	.	-58U5	2	22	.														
		23	.			23	.														
		24	.			24	.														
		25	.			25	.														
		26	.			26	.														
		27	.			27	.														
		28	.			28	.														



CLIENT DWG NO. BU-20-VD-303-IN-DIG-0093
 EQUIPMENT NO. 20-C-7080
 EQUIPMENT LOCATION Iran, Onshore
 THIS DRAWING IS OWNED BY AIRPACK, AND SHALL NOT BE PRINTED OR COPIED IN ANY OTHER WAY THAN WITH AIRPACKS PERMISSION!

SUBJECT Terminal diagram =20-C-7080+UCP-C7080-01-X2
 ADAPTED TO P&ID REVISION 04
 CLIENT Bushehr Petrochemical Company (BUPC)
 CLIENT REF. Bushehr MEG Plant Project
 AIRPACK REF. 17811-05B

DRAWN BY MaGo
 CHECKED BY RBE
 LAST MODIFICATION DATE 13-Jul-22
 AIRPACK DWG NO. 17811-05B
 REVISION 06
 TOTAL PAGE AMOUNT 72

= 20-C-7080
 + UCP-C7080-01
 CURRENT PAGE

Terminal diagram

Cable name		Strip =20-C-7080+UCP-C7080-01-X5 CONNECTION PUSHBUTTONS / LAMPS										Cable name		
Target designation	Connection point	Terminal	Jumper	Target designation	Connection point							Target designation	Connection point	
+LP-C7080-01-X5	1	1	•	-9V4	x1	-LCP_COMB	10px0,75 mm²							
-6M9	5	2	•	+LP-C7080-01-X5	2	-ESD_LCP_B	5px0,75 mm²							
-7M9	5													
+LP-C7080-01-X5	3	3	•											
-6M9	6	4	•	+LP-C7080-01-X5	4									
-7M9	6													
+LP-C7080-01-X5	5	5	•											
-6M9	7	6	•	+LP-C7080-01-X5	6									
-7M9	7													
+LP-C7080-01-X5	7	7	•											
-6M9	8	8	•	+LP-C7080-01-X5	8									
-7M9	8													
+LP-C7080-01-X5	9	9	•											
-6M9	9	10	•	+LP-C7080-01-X5	10									
-7M9	9													
+LP-C7080-01-X5	11	11	•											
-6M9	10	12	•	+LP-C7080-01-X5	12									
-7M9	10													
+LP-C7080-01-X5	13	13	•											
-6M9	12	14	•	+LP-C7080-01-X5	14									
-7M9	12													
		15	•	-56K4	11									
-6M9	13	16	•											
-7M9	13													
+LP-C7080-01-X5	15	17	•	-26V4	x2									
				-49V4	x2									
+LP-C7080-01-X5	16	18	•	-9V4.1	x2									
-26V6	x2	19	•	+LP-C7080-01-X5	17									
-49V6	x2													
+LP-C7080-01-X5	18	20	•											
+LP-C7080-01-X5	19	21	•	-26V8	x2									
				-49V8	x2									
+LP-C7080-01-X5	20	22	•											
+LP-C7080-01-X9	5	23	•	-26V10	x2									
				-49V10	x2									
+LP-C7080-01-X9	6	24	•											
+LP-C7080-01-X9	7	25	•	-26V12	x2									
				-49V12	x2									
+LP-C7080-01-X9	8	26	•											
				-27V4	x2									



THIS DRAWING IS OWNED BY AIRPACK, AND SHALL NOT BE PRINTED OR COPIED IN ANY OTHER WAY THAN WITH AIRPACKS PERMISSION!

CLIENT DWG NO.	BU-20-VD-303-IN-DIG-0093	SUBJECT	Terminal diagram =20-C-7080+UCP-C7080-01-X5
EQUIPMENT NO.	20-C-7080	ADAPTED TO P&ID REVISION	04
EQUIPMENT LOCATION	Iran, Onshore	CLIENT	Bushehr Petrochemical Company (BUPC)
		CLIENT REF.	Bushehr MEG Plant Project
		AIRPACK REF.	17811-05B

DRAWN BY	MaGo	= 20-C-7080
CHECKED BY	RBE	+ UCP-C7080-01
LAST MODIFICATION DATE	13-Jul-22	CURRENT PAGE
AIRPACK DWG NO.	17811-05B	
REVISION	06	
TOTAL PAGE AMOUNT	73	

Terminal diagram

Cable name		Strip =20-C-7080+UCP-C7080-01-X10 SIGNALS TO / FROM ESD							Cable name	
Terminal	Connection point	Target designation	Jumper	Target designation	Connection point	Terminal	Jumper	Target designation	Connection point	
1			.			1	.	-30K10	11	
2			.			2	.	-30K10	14	
3			.			3	.			
4			.			4	.			
5						5		-57K8	A1	
6						6		-57K8	A2	
7						7		-57K10	A1	
8						8		-57K10	A2	
9						9			PE	



CLIENT DWG NO. BU-20-VD-303-IN-DIG-0093
 EQUIPMENT NO. 20-C-7080
 EQUIPMENT LOCATION Iran, Onshore
 THIS DRAWING IS OWNED BY AIRPACK, AND SHALL NOT BE PRINTED OR COPIED IN ANY OTHER WAY THAN WITH AIRPACKS PERMISSION!

SUBJECT Terminal diagram =20-C-7080+UCP-C7080-01-X10
 ADAPTED TO P&ID REVISION 04
 CLIENT Bushehr Petrochemical Company (BUPC)
 CLIENT REF. Bushehr MEG Plant Project
 AIRPACK REF. 17811-05B

DRAWN BY MaGo
 CHECKED BY RBE
 LAST MODIFICATION DATE 13-Jul-22
 AIRPACK DWG NO. 17811-05B
 REVISION 06
 TOTAL PAGE AMOUNT 77

= 20-C-7080
 + UCP-C7080-01
 CURRENT PAGE

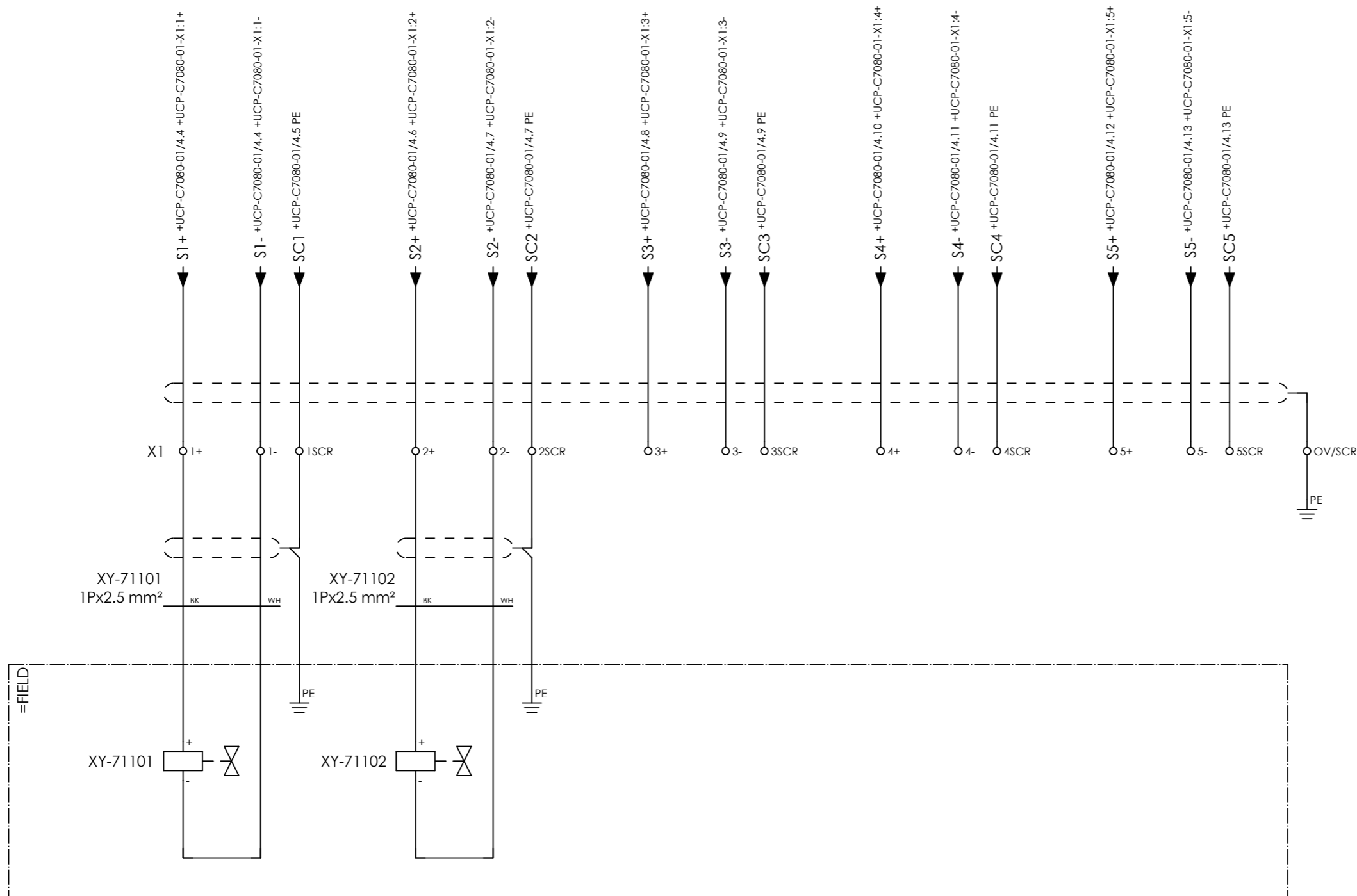
JUNCTION BOX JNDX-C7080-01

TERMINAL STRIP DEFINITION

X1 = CONNECTION SOLENOIDS



CLIENT DWG NO.	BU-20-VD-303-IN-DIG-0093	SUBJECT		DRAWN BY	MaGo	= 20-C-7080
EQUIPMENT NO.	20-C-7080	TERMINAL STRIP DEFINITION		CHECKED BY	RBE	+ JNDX-C7080-01
EQUIPMENT LOCATION	Iran, Onshore	ADAPTED TO P&ID REVISION	04	LAST MODIFICATION DATE	13-Jul-22	CURRENT PAGE
THIS DRAWING IS OWNED BY AIRPACK, AND SHALL NOT BE PRINTED OR COPIED IN ANY OTHER WAY THAN WITH AIRPACKS PERMISSION!		CLIENT	Bushehr Petrochemical Company (BUPC)	AIRPACK DWG NO.	17811-05B	
		CLIENT REF.	Bushehr MEG Plant Project	REVISION	06	
		AIRPACK REF.	17811-05B	TOTAL PAGE AMOUNT	79	



COMPRESSOR B
INLET
SOLENOID VALVE
XY-71101

COMPRESSOR B
COOLING WATER INLET
SOLENOID VALVE
XY-71102

SPARE

SPARE

SPARE

Terminal diagram

Cable name		Strip =20-C-7080+JNDX-C7080-01-X1 CONNECTION SOLENOIDS						Cable name	
Target designation	Connection point	Terminal	Jumper	Target designation	Connection point	Terminal	Jumper	Target designation	Connection point
=FIELD-XY-71101	+	1+	.	+UCP-C7080-01-X1	1+	1+	.	+UCP-C7080-01-X1	1+
=FIELD-XY-71101	-	1-	.	+UCP-C7080-01-X1	-	1-	.	+UCP-C7080-01-X1	1-
	PE	1SCR	.		PE	1SCR	.		PE
=FIELD-XY-71102	+	2+	.	+UCP-C7080-01-X1	+	2+	.	+UCP-C7080-01-X1	2+
=FIELD-XY-71102	-	2-	.	+UCP-C7080-01-X1	-	2-	.	+UCP-C7080-01-X1	2-
	PE	2SCR	.		PE	2SCR	.		PE
		3+	.	+UCP-C7080-01-X1		3+	.	+UCP-C7080-01-X1	3+
		3-	.	+UCP-C7080-01-X1		3-	.	+UCP-C7080-01-X1	3-
		3SCR	.			3SCR	.		PE
		4+	.	+UCP-C7080-01-X1		4+	.	+UCP-C7080-01-X1	4+
		4-	.	+UCP-C7080-01-X1		4-	.	+UCP-C7080-01-X1	4-
		4SCR	.			4SCR	.		PE
		5+	.	+UCP-C7080-01-X1		5+	.	+UCP-C7080-01-X1	5+
		5-	.	+UCP-C7080-01-X1		5-	.	+UCP-C7080-01-X1	5-
		5SCR	.			5SCR	.		PE
	PE	OV/SCR	.		PE	OV/SCR	.		



CLIENT DWG NO. BU-20-VD-303-IN-DIG-0093
 EQUIPMENT NO. 20-C-7080
 EQUIPMENT LOCATION Iran, Onshore
 THIS DRAWING IS OWNED BY AIRPACK, AND SHALL NOT BE PRINTED OR COPIED IN ANY OTHER WAY THAN WITH AIRPACKS PERMISSION!

SUBJECT Terminal diagram =20-C-7080+JNDX-C7080-01-X1
 ADAPTED TO P&ID REVISION 04
 CLIENT Bushehr Petrochemical Company (BUPC)
 CLIENT REF. Bushehr MEG Plant Project
 AIRPACK REF. 17811-05B

DRAWN BY MaGo
 CHECKED BY RBE
 LAST MODIFICATION DATE 13-Jul-22
 AIRPACK DWG NO. 17811-05B
 REVISION 06
 TOTAL PAGE AMOUNT 81

= 20-C-7080
 + JNDX-C7080-01
 CURRENT PAGE


TERMINAL STRIP DEFINITION

JUNCTION BOX
JIAX-C7080-01

X2 = CONNECTION TRANSMITTERS AND CONTROL VALVE



CLIENT DWG NO.	BU-20-VD-303-IN-DIG-0093	SUBJECT		DRAWN BY	MaGo	= 20-C-7080
EQUIPMENT NO.	20-C-7080	TERMINAL STRIP DEFINITION		CHECKED BY	RBE	+ JIAX-C7080-01
EQUIPMENT LOCATION	Iran, Onshore	ADAPTED TO P&ID REVISION	04	LAST MODIFICATION DATE	13-Jul-22	CURRENT PAGE
THIS DRAWING IS OWNED BY AIRPACK, AND SHALL NOT BE PRINTED OR COPIED IN ANY OTHER WAY THAN WITH AIRPACKS PERMISSION!		CLIENT	Bushehr Petrochemical Company (BUPC)	AIRPACK DWG NO.	17811-05B	
		CLIENT REF.	Bushehr MEG Plant Project	REVISION	06	
		AIRPACK REF.	17811-05B	TOTAL PAGE AMOUNT	82	



PIT-71103
1Px1.5 mm²
BK WH

X2 1+ 1- 1SCR

+UCP-C7080-01-X2:1 +UCP-C7080-01/18.5 / T1+
+UCP-C7080-01-X2:2 +UCP-C7080-01/18.6 / T1-
ISE +UCP-C7080-01/18.7 / T1SCR

COMPRESSOR B
INLET PRESSURE
PIT-71103

PIT-71104
1Px1.5 mm²
BK WH

2+ 2- 2SCR

+UCP-C7080-01-X2:3 +UCP-C7080-01/18.9 / T2+
+UCP-C7080-01-X2:4 +UCP-C7080-01/18.10 / T2-
ISE +UCP-C7080-01/18.10 / T2SCR

COMPRESSOR B
OUTLET PRESSURE
PIT-71104

PIT-71107
1Px1.5 mm²
BK WH

3+ 3- 3SCR

+UCP-C7080-01-X2:5 +UCP-C7080-01/18.12 / T3+
+UCP-C7080-01-X2:6 +UCP-C7080-01/18.13 / T3-
ISE +UCP-C7080-01/18.14 / T3SCR

COMPRESSOR B
OIL SYSTEM PRESSURE
PIT-71107

TIT-71101
1Px1.5 mm²
BK WH

4+ 4- 4SCR

+UCP-C7080-01-X2:7 +UCP-C7080-01/18.16 / T4+
+UCP-C7080-01-X2:8 +UCP-C7080-01/18.16 / T4-
ISE +UCP-C7080-01/18.17 / T4SCR

COMPRESSOR B
INLET TEMPERATURE
TIT-71101

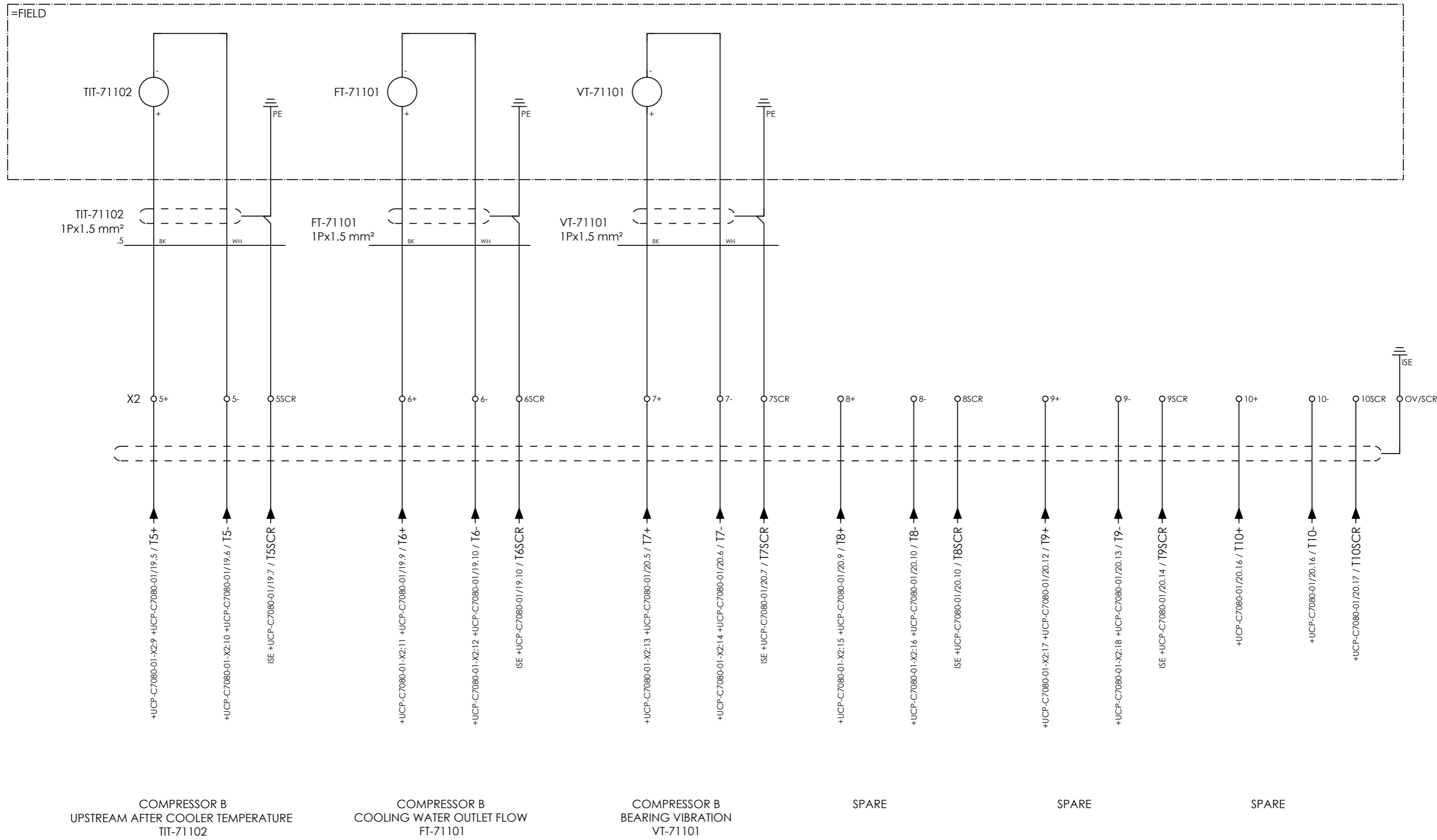


CLIENT DWG NO.	BU-20-VD-303-IN-DIG-0093
EQUIPMENT NO.	20-C-7080
EQUIPMENT LOCATION	Iran, Onshore
THIS DRAWING IS OWNED BY AIRPACK, AND SHALL NOT BE PRINTED OR COPIED IN ANY OTHER WAY THAN WITH AIRPACKS PERMISSION!	

SUBJECT CONNECTION TRANSMITTERS	
ADAPTED TO P&ID REVISION	04
CLIENT	Bushehr Petrochemical Company (BUPC)
CLIENT REF.	Bushehr MEG Plant Project
AIRPACK REF.	17811-05B

DRAWN BY	MaGo
CHECKED BY	RBE
LAST MODIFICATION DATE	13-Jul-22
AIRPACK DWG NO.	17811-05B
REVISION	06
TOTAL PAGE AMOUNT	83

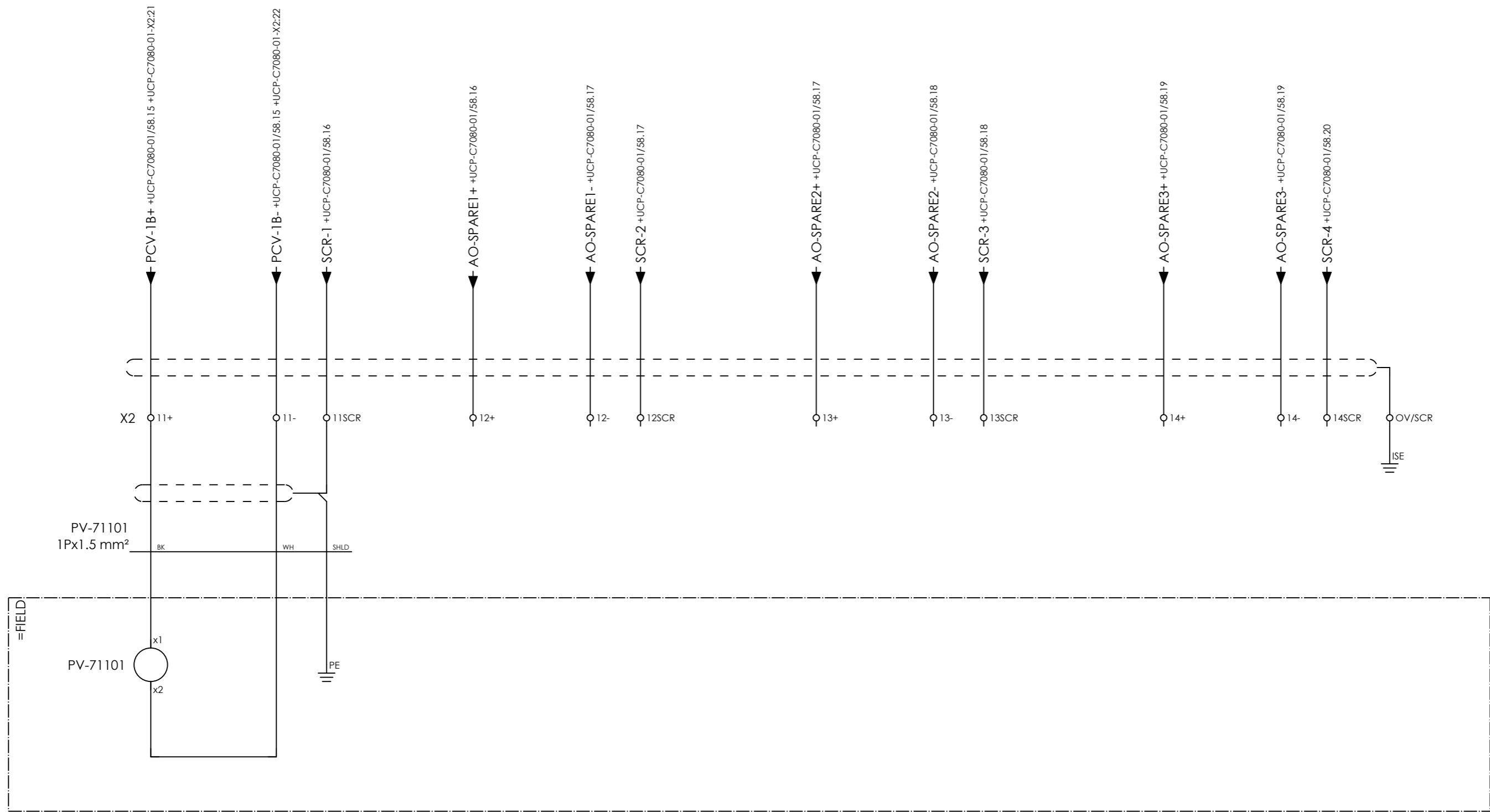
= 20-C-7080
+ JIAX-C7080-01
CURRENT PAGE



CLIENT DWG NO.	BU-20-VD-303-IN-DIG-0093
EQUIPMENT NO.	20-C-7080
EQUIPMENT LOCATION	Iran, Onshore
THIS DRAWING IS OWNED BY AIRPACK, AND SHALL NOT BE PRINTED OR COPIED IN ANY OTHER WAY THAN WITH AIRPACKS PERMISSION!	

SUBJECT CONNECTION TRANSMITTERS	
ADAPTED TO P&ID REVISION	04
CLIENT	Bushehr Petrochemical Company (BUPC)
CLIENT REF.	Bushehr MEG Plant Project
AIRPACK REF.	17811-05B

DRAWN BY	MaGo	= 20-C-7080
CHECKED BY	RBE	+ JIAX-C7080-01
LAST MODIFICATION DATE	13-Jul-22	CURRENT PAGE
AIRPACK DWG NO.	17811-05B	
REVISION	06	
TOTAL PAGE AMOUNT	84	



COMPRESSOR B
OUTLET
CONTROL VALVE
PV-71101

SPARE

SPARE

SPARE



CLIENT DWG NO.	BU-20-VD-303-IN-DIG-0093
EQUIPMENT NO.	20-C-7080
EQUIPMENT LOCATION	Iran, Onshore
THIS DRAWING IS OWNED BY AIRPACK, AND SHALL NOT BE PRINTED OR COPIED IN ANY OTHER WAY THAN WITH AIRPACKS PERMISSION!	

SUBJECT CONNECTION CONTROL VALVE	
ADAPTED TO P&ID REVISION	04
CLIENT	Bushehr Petrochemical Company (BUPC)
CLIENT REF.	Bushehr MEG Plant Project
AIRPACK REF.	17811-05B

DRAWN BY	MaGo
CHECKED BY	RBE
LAST MODIFICATION DATE	13-Jul-22
AIRPACK DWG NO.	17811-05B
REVISION	06
TOTAL PAGE AMOUNT	85

= 20-C-7080
+ JIAX-C7080-01
CURRENT PAGE

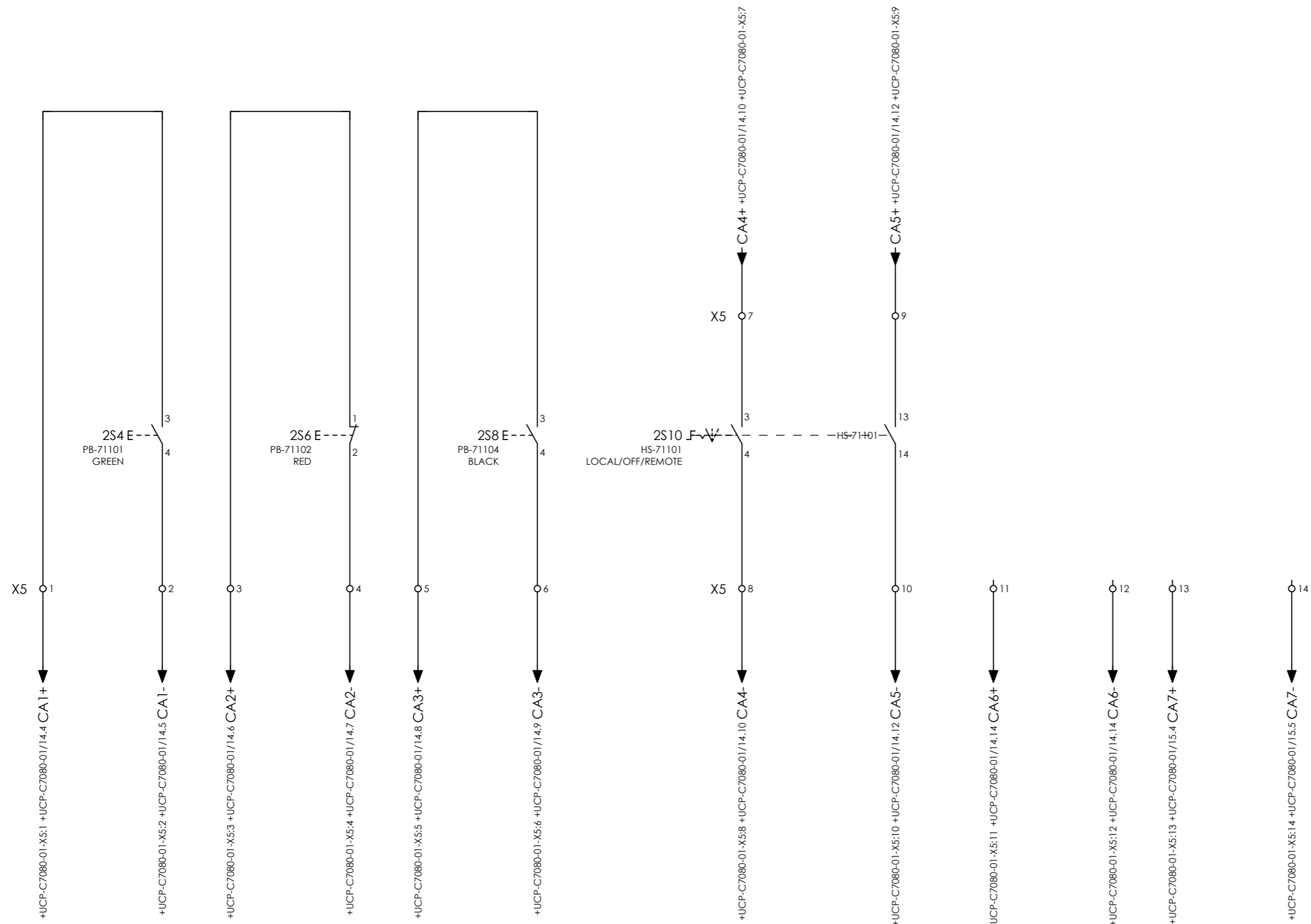
LOCAL CONTROL PANEL LP-C7080-01

TERMINAL STRIP DEFINITION

X5 = CONNECTION PUSHBUTTONS AND LAMPS
X9 = CONNECTION ESD BUTTON



CLIENT DWG NO.	BU-20-VD-303-IN-DIG-0093	SUBJECT		DRAWN BY	MaGo	= 20-C-7080
EQUIPMENT NO.	20-C-7080	TERMINAL STRIP DEFINITION		CHECKED BY	RBE	+ LP-C7080-01
EQUIPMENT LOCATION	Iran, Onshore	ADAPTED TO P&ID REVISION	04	LAST MODIFICATION DATE	13-Jul-22	CURRENT PAGE
THIS DRAWING IS OWNED BY AIRPACK, AND SHALL NOT BE PRINTED OR COPIED IN ANY OTHER WAY THAN WITH AIRPACKS PERMISSION!		CLIENT	Bushehr Petrochemical Company (BUPC)	AIRPACK DWG NO.	17811-05B	
		CLIENT REF.	Bushehr MEG Plant Project	REVISION	06	
		AIRPACK REF.	17811-05B	TOTAL PAGE AMOUNT	88	



COMPRESSOR B
START
PB-71101

COMPRESSOR B
STOP
PB-71102

COMPRESSOR B
LAMPTEST
PB-71104

COMPRESSOR B
LOCAL
HS-71101

COMPRESSOR B
REMOTE
HS-71101

SPARE

SPARE

SPARE



CLIENT DWG NO.	BU-20-VD-303-IN-DIG-0093
EQUIPMENT NO.	20-C-7080
EQUIPMENT LOCATION	Iran, Onshore


THIS DRAWING IS OWNED BY AIRPACK, AND SHALL NOT BE PRINTED OR COPIED IN ANY OTHER WAY THAN WITH AIRPACKS PERMISSION!

SUBJECT
CONNECTION PUSHBUTTONS

ADAPTED TO P&ID REVISION	04
CLIENT	Bushehr Petrochemical Company (BUPC)
CLIENT REF.	Bushehr MEG Plant Project
AIRPACK REF.	17811-05B

DRAWN BY	MaGo
CHECKED BY	RBE
LAST MODIFICATION DATE	13-Jul-22
AIRPACK DWG NO.	17811-05B
REVISION	06
TOTAL PAGE AMOUNT	89

= 20-C-7080
+ LP-C7080-01
CURRENT PAGE

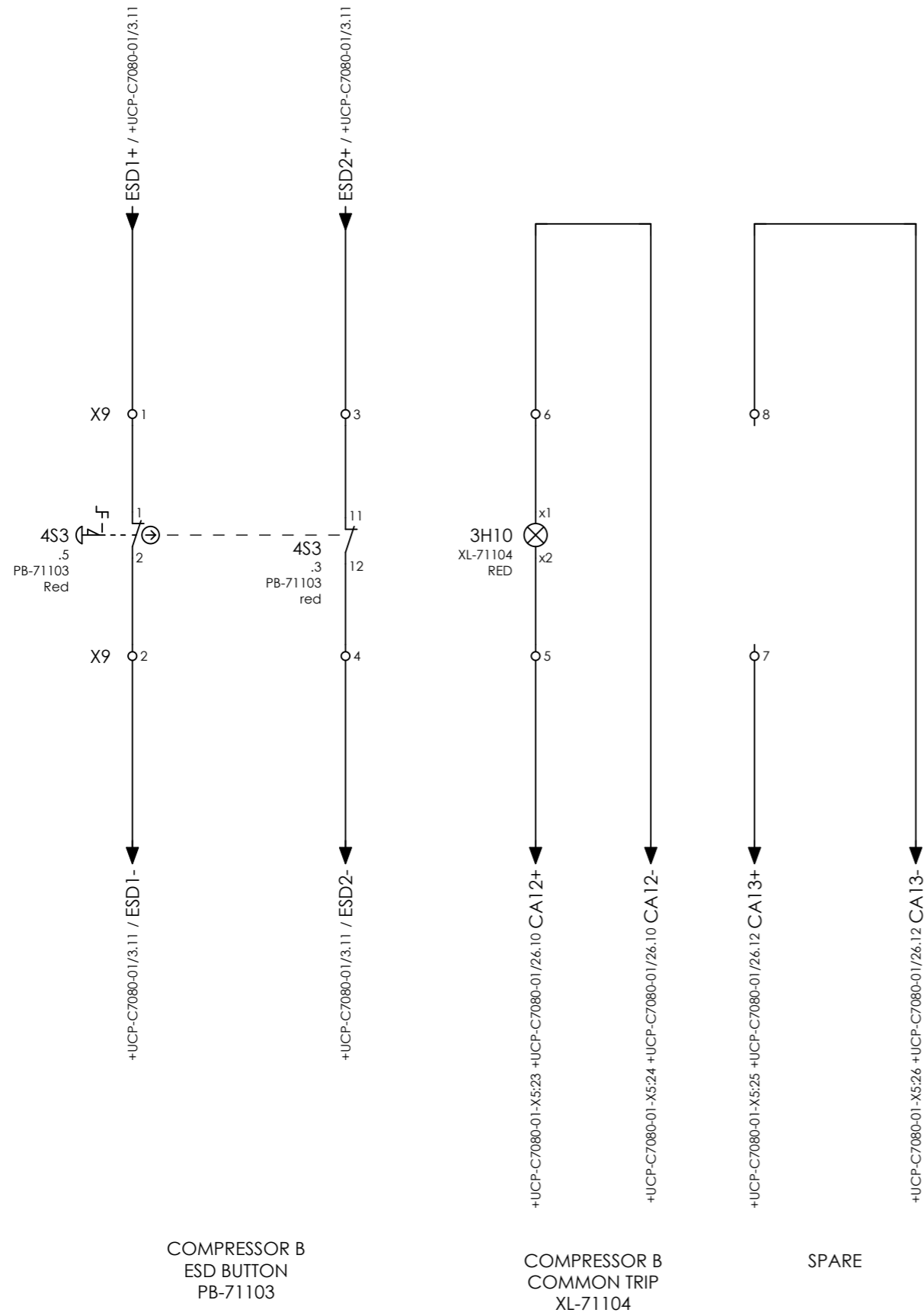


CLIENT DWG NO.	BU-20-VD-303-IN-DIG-0093
EQUIPMENT NO.	20-C-7080
EQUIPMENT LOCATION	Iran, Onshore
THIS DRAWING IS OWNED BY AIRPACK, AND SHALL NOT BE PRINTED OR COPIED IN ANY OTHER WAY THAN WITH AIRPACKS PERMISSION!	

SUBJECT CONNECTION LAMPS	
ADAPTED TO P&ID REVISION	04
CLIENT	Bushehr Petrochemical Company (BUPC)
CLIENT REF.	Bushehr MEG Plant Project
AIRPACK REF.	17811-05B

DRAWN BY	MaGo
CHECKED BY	RBE
LAST MODIFICATION DATE	13-Jul-22
AIRPACK DWG NO.	17811-05B
REVISION	06
TOTAL PAGE AMOUNT	90

= 20-C-7080
+ LP-C7080-01
CURRENT PAGE



CLIENT DWG NO.	BU-20-VD-303-IN-DIG-0093
EQUIPMENT NO.	20-C-7080
EQUIPMENT LOCATION	Iran, Onshore
THIS DRAWING IS OWNED BY AIRPACK, AND SHALL NOT BE PRINTED OR COPIED IN ANY OTHER WAY THAN WITH AIRPACKS PERMISSION!	

SUBJECT		DRAWN BY		MaGo		= 20-C-7080	
CONNECTION ESD BUTTON AND SIGNAL LIGHTS		CHECKED BY		RBE		+ LP-C7080-01	
ADAPTED TO P&ID REVISION	04	LAST MODIFICATION DATE		13-Jul-22		CURRENT PAGE	
CLIENT	Bushehr Petrochemical Company (BUPC)	AIRPACK DWG NO.		17811-05B			
CLIENT REF.	Bushehr MEG Plant Project	REVISION		06			
AIRPACK REF.	17811-05B	TOTAL PAGE AMOUNT		91			

Terminal diagram

Cable name		Strip =20-C-7080+LP-C7080-01-X5 CONNECTION PUSHBUTTONS AND LAMPS						Cable name	
Target designation	Connection point	Terminal	Jumper	Target designation	Connection point	Terminal	Jumper	Target designation	Connection point
+UCP-C7080-01-X5	1	1	.	-2S4	3	1	.	PB-71101	3
+UCP-C7080-01-X5	2	2	.	-2S4	4	2	.	PB-71101	4
+UCP-C7080-01-X5	3	3	.	-2S6	1	3	.	PB-71102	1
+UCP-C7080-01-X5	4	4	.	-2S6	2	4	.	PB-71102	2
+UCP-C7080-01-X5	5	5	.	-2S8	3	5	.	PB-71104	3
+UCP-C7080-01-X5	6	6	.	-2S8	4	6	.	PB-71104	4
-2S10	3	7	.	+UCP-C7080-01-X5	7	7	.		7
-2S10	13	9	.	+UCP-C7080-01-X5	9	9	.		9
+UCP-C7080-01-X5	8	8	.	-2S10	4	8	.	HS-71101	4
+UCP-C7080-01-X5	10	10	.	-2S10	14	10	.	HS-71101	14
+UCP-C7080-01-X5	11	11	.			11	.		
+UCP-C7080-01-X5	12	12	.			12	.		
+UCP-C7080-01-X5	13	13	.			13	.		
+UCP-C7080-01-X5	14	14	.			14	.		
+UCP-C7080-01-X5	17	15	.	-3H4	x1	15	.	XL-71101	x1
+UCP-C7080-01-X5	18	16	.	-3H4	x2	16	.	XL-71101	x2
+UCP-C7080-01-X5	19	17	.	-3H6	x1	17	.	XL-71102	x1
+UCP-C7080-01-X5	20	18	.	-3H6	x2	18	.	XL-71102	x2
+UCP-C7080-01-X5	21	19	.	-3H8	x1	19	.	XL-71103	x1
+UCP-C7080-01-X5	22	20	.	-3H8	x2	20	.	XL-71103	x2
		21	.			21	.		
		22	.			22	.		
		24	.			24	.		
		25	.			25	.		



CLIENT DWG NO. BU-20-VD-303-IN-DIG-0093
 EQUIPMENT NO. 20-C-7080
 EQUIPMENT LOCATION Iran, Onshore
 THIS DRAWING IS OWNED BY AIRPACK, AND SHALL NOT BE PRINTED OR COPIED IN ANY OTHER WAY THAN WITH AIRPACKS PERMISSION!

SUBJECT Terminal diagram =20-C-7080+LP-C7080-01-X5
 ADAPTED TO P&ID REVISION 04
 CLIENT Bushehr Petrochemical Company (BUPC)
 CLIENT REF. Bushehr MEG Plant Project
 AIRPACK REF. 17811-05B

DRAWN BY MaGo
 CHECKED BY RBE
 LAST MODIFICATION DATE 13-Jul-22
 AIRPACK DWG NO. 17811-05B
 REVISION 06
 TOTAL PAGE AMOUNT 92

= 20-C-7080
 + LP-C7080-01
 CURRENT PAGE

POWER DISTRIBUTION BOARD

PD-C-7080-01

TERMINAL STRIP DEFINITION

X0 = POWER SUPPLY 400VAC FROM CUSTOMER
 X1 = MAIN MOTOR
 X2 = OIL HEATER
 X8 = SIGNALS TO / FROM UCP
 X10 = CONNECTION PT100



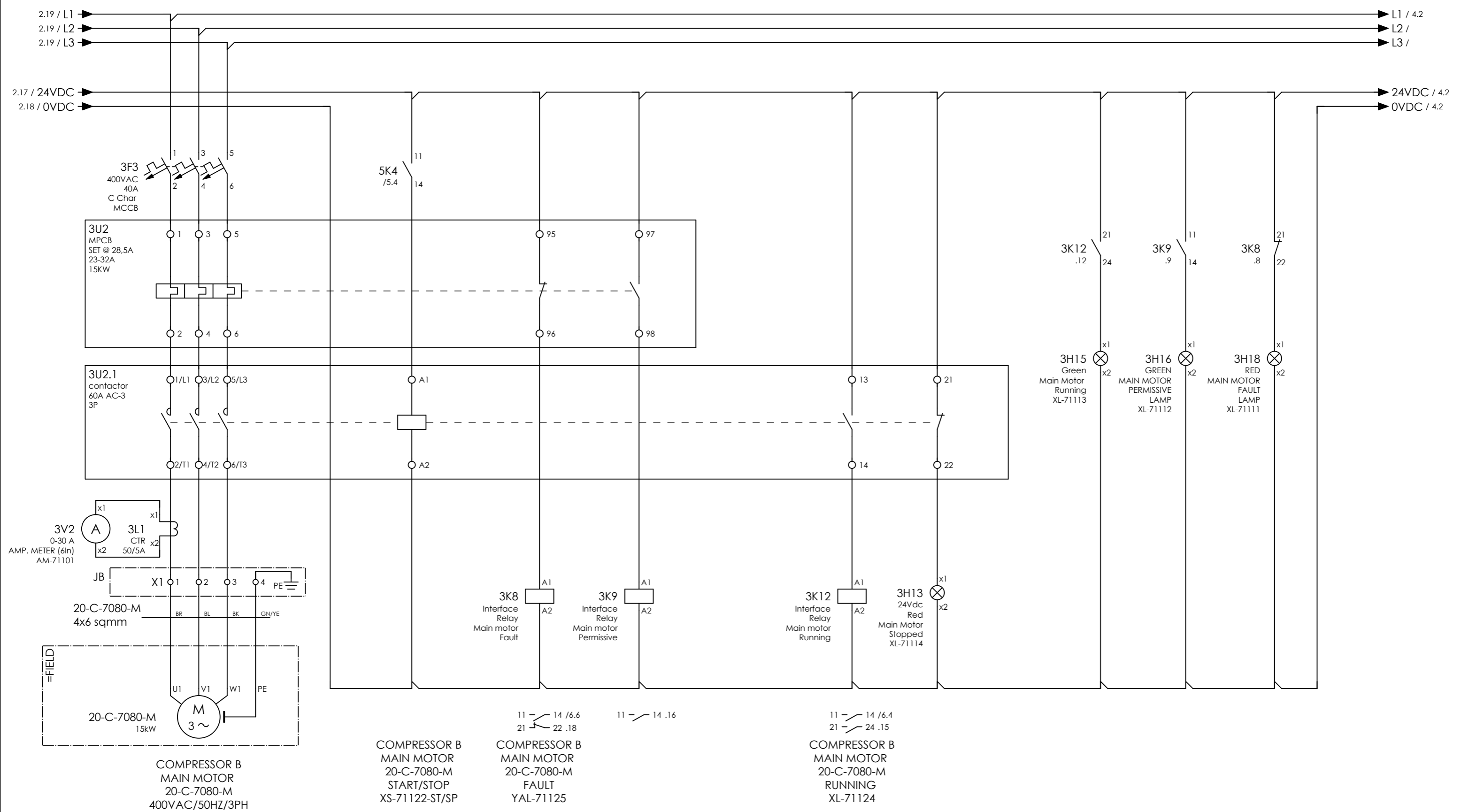
CLIENT DWG NO.	BU-20-VD-303-IN-DIG-0093	SUBJECT		DRAWN BY	MaGo	= 20-C-7080
EQUIPMENT NO.	20-C-7080	TERMINAL STRIP DEFINITION		CHECKED BY	RBE	+ PD-C-7080-01
EQUIPMENT LOCATION	Iran, Onshore	ADAPTED TO P&ID REVISION	04	LAST MODIFICATION DATE	13-Jul-22	CURRENT PAGE
THIS DRAWING IS OWNED BY AIRPACK, AND SHALL NOT BE PRINTED OR COPIED IN ANY OTHER WAY THAN WITH AIRPACKS PERMISSION!		CLIENT	Bushehr Petrochemical Company (BUPC)	AIRPACK DWG NO.	17811-05B	
		CLIENT REF.	Bushehr MEG Plant Project	REVISION	06	
		AIRPACK REF.	17811-05B	TOTAL PAGE AMOUNT	94	



CLIENT DWG NO.	BU-20-VD-303-IN-DIG-0093
EQUIPMENT NO.	20-C-7080
EQUIPMENT LOCATION	Iran, Onshore
THIS DRAWING IS OWNED BY AIRPACK, AND SHALL NOT BE PRINTED OR COPIED IN ANY OTHER WAY THAN WITH AIRPACKS PERMISSION!	

SUBJECT POWER SUPPLY	
ADAPTED TO P&ID REVISION	04
CLIENT	Bushehr Petrochemical Company (BUPC)
CLIENT REF.	Bushehr MEG Plant Project
AIRPACK REF.	17811-05B

DRAWN BY	MaGo	= 20-C-7080
CHECKED BY	RBE	+ PD-C-7080-01
LAST MODIFICATION DATE	13-Jul-22	CURRENT PAGE
AIRPACK DWG NO.	17811-05B	
REVISION	06	
TOTAL PAGE AMOUNT	95	

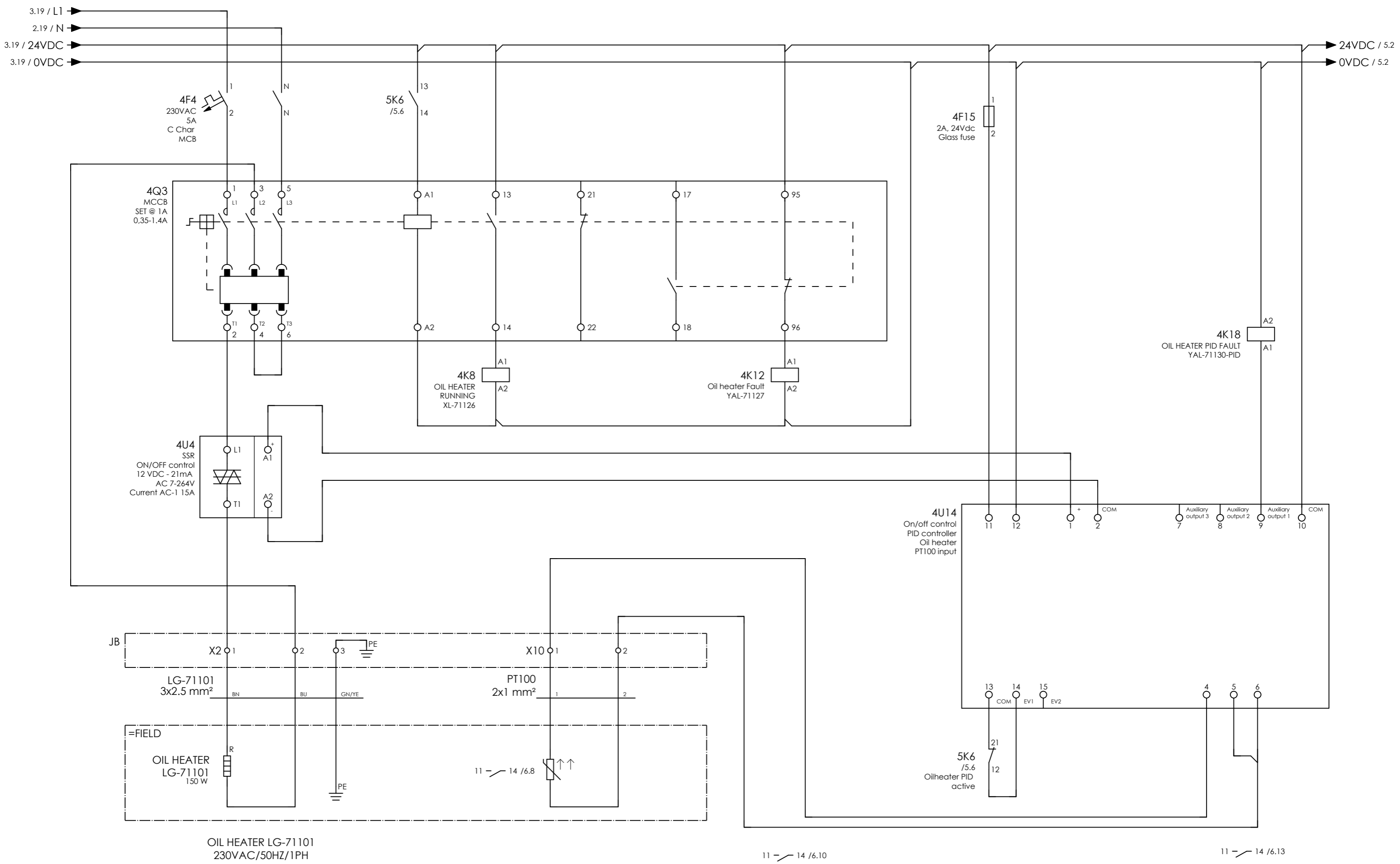


CLIENT DWG NO.	BU-20-VD-303-IN-DIG-0093
EQUIPMENT NO.	20-C-7080
EQUIPMENT LOCATION	Iran, Onshore

SUBJECT MAIN MOTOR	
ADAPTED TO P&ID REVISION	04
CLIENT	Bushehr Petrochemical Company (BUPC)
CLIENT REF.	Bushehr MEG Plant Project
AIRPACK REF.	17811-05B

DRAWN BY	MaGo
CHECKED BY	RBE
LAST MODIFICATION DATE	13-Jul-22
AIRPACK DWG NO.	17811-05B
REVISION	06
TOTAL PAGE AMOUNT	96

= 20-C-7080
+ PD-C-7080-01
CURRENT PAGE



OIL HEATER LG-71 101
230VAC/50HZ/1PH

11 - 14 /6.10

11 - 14 /6.13

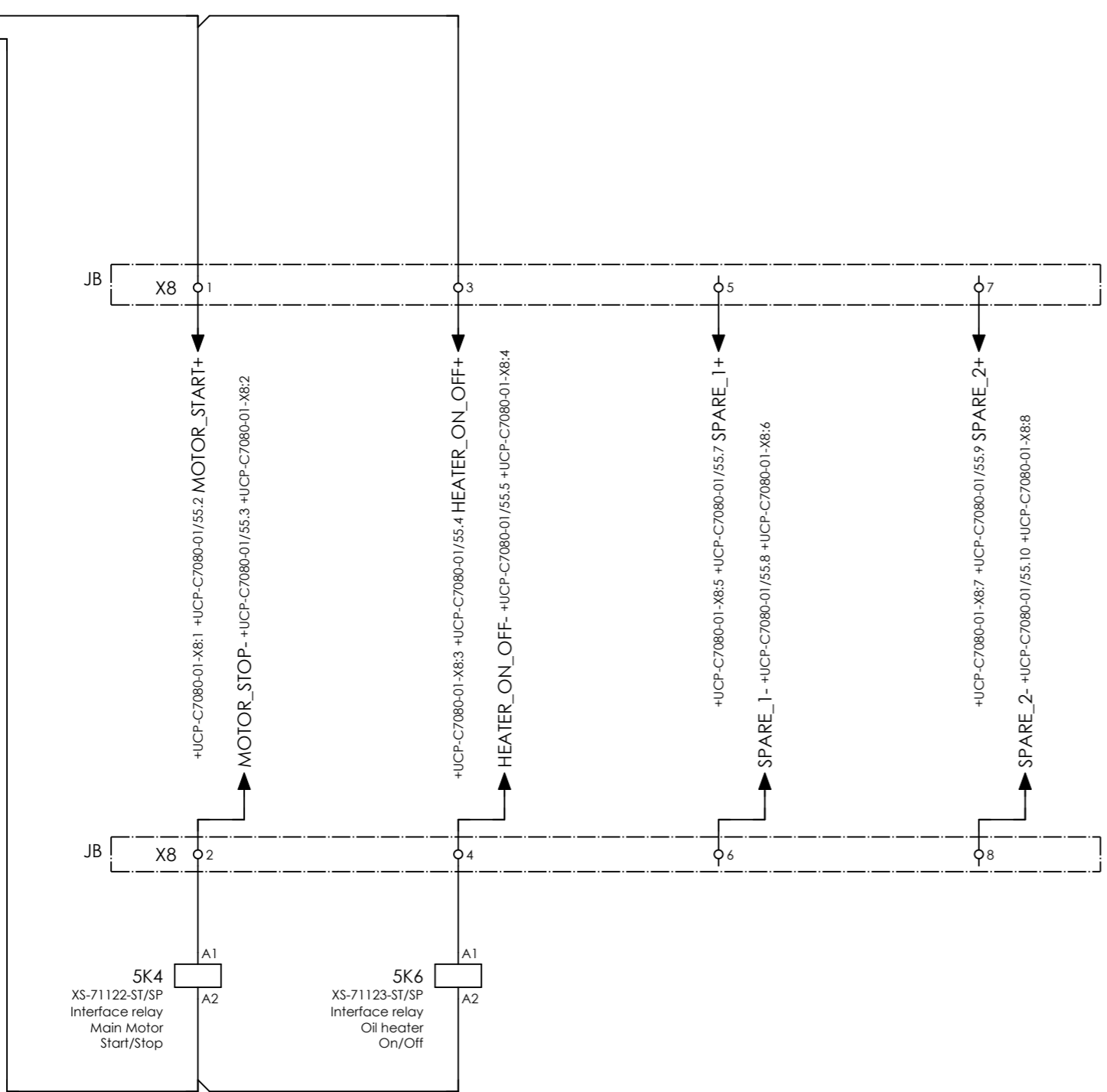


CLIENT DWG NO.	BU-20-VD-303-IN-DIG-0093
EQUIPMENT NO.	20-C-7080
EQUIPMENT LOCATION	Iran, Onshore
THIS DRAWING IS OWNED BY AIRPACK, AND SHALL NOT BE PRINTED OR COPIED IN ANY OTHER WAY THAN WITH AIRPACKS PERMISSION!	

SUBJECT OIL HEATER	
ADAPTED TO P&ID REVISION	04
CLIENT	Bushehr Petrochemical Company (BUPC)
CLIENT REF.	Bushehr MEG Plant Project
AIRPACK REF.	17811-05B

DRAWN BY	MaGo	= 20-C-7080
CHECKED BY	RBE	+ PD-C-7080-01
LAST MODIFICATION DATE	13-Jul-22	CURRENT PAGE
AIRPACK DWG NO.	17811-05B	
REVISION	06	
TOTAL PAGE AMOUNT	97	

4.19 / -24VDC
4.19 / -0VDC



COMPRESSOR B
MAIN MOTOR
20-C-7080-M
START/STOP
XS-71122-ST/SP

COMPRESSOR B
OIL HEATER
LG-71101
ON/OFF
XS-71123-ST/SP

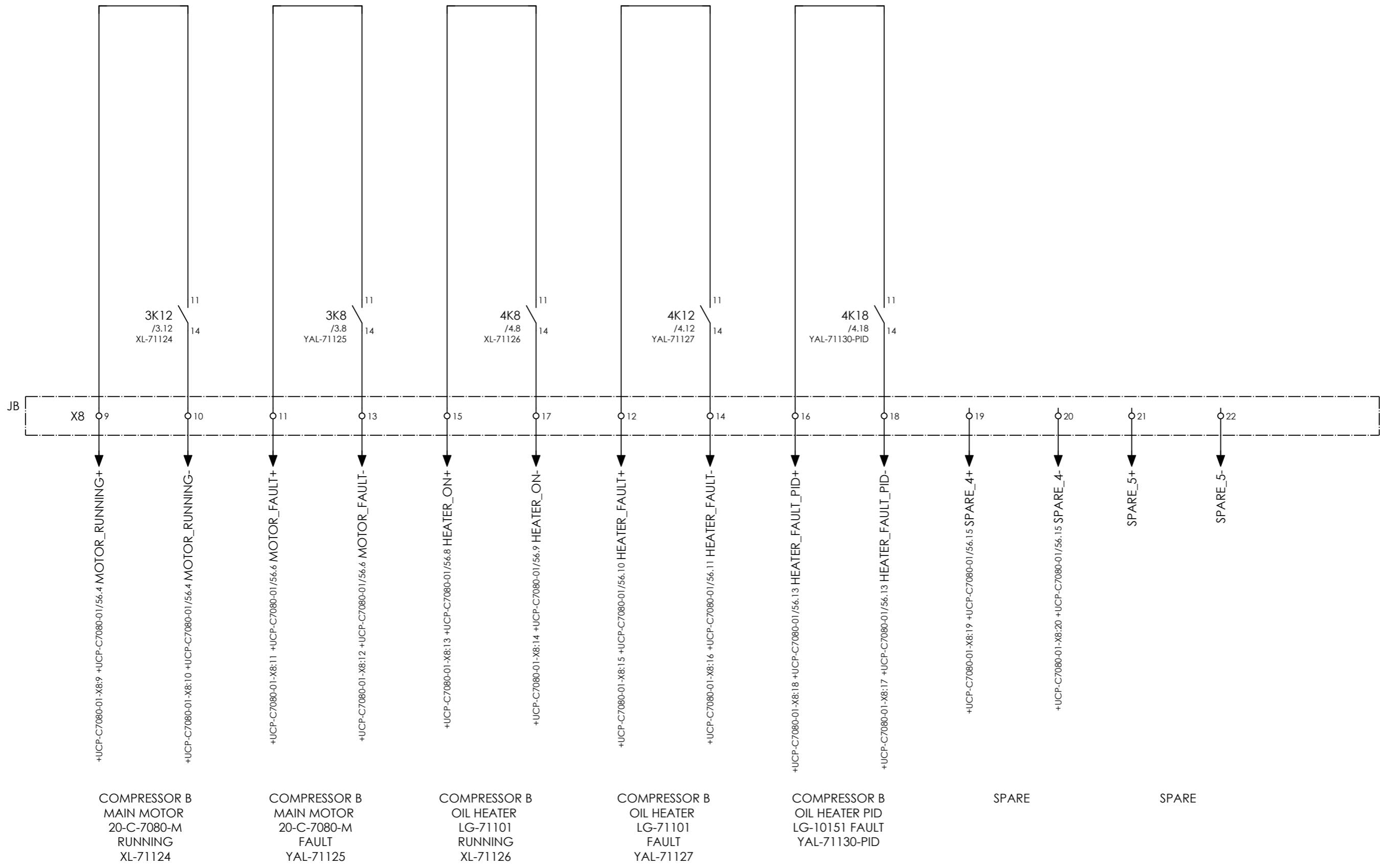
SPARE

SPARE



THIS DRAWING IS OWNED BY AIRPACK, AND SHALL NOT BE PRINTED OR COPIED IN ANY OTHER WAY THAN WITH AIRPACKS PERMISSION!

CLIENT DWG NO.	BU-20-VD-303-IN-DIG-0093	SUBJECT		DRAWN BY	MaGo	= 20-C-7080
EQUIPMENT NO.	20-C-7080	SIGNALS FROM UCP		CHECKED BY	RBE	+ PD-C-7080-01
EQUIPMENT LOCATION	Iran, Onshore	ADAPTED TO P&ID REVISION	04	LAST MODIFICATION DATE	13-Jul-22	CURRENT PAGE
		CLIENT	Bushehr Petrochemical Company (BUPC)	AIRPACK DWG NO.	17811-05B	
		CLIENT REF.	Bushehr MEG Plant Project	REVISION	06	
		AIRPACK REF.	17811-05B	TOTAL PAGE AMOUNT	98	



CLIENT DWG NO.	BU-20-VD-303-IN-DIG-0093
EQUIPMENT NO.	20-C-7080
EQUIPMENT LOCATION	Iran, Onshore
THIS DRAWING IS OWNED BY AIRPACK, AND SHALL NOT BE PRINTED OR COPIED IN ANY OTHER WAY THAN WITH AIRPACKS PERMISSION!	

SUBJECT SIGNALS TO UCP	
ADAPTED TO P&ID REVISION	04
CLIENT	Bushehr Petrochemical Company (BUPC)
CLIENT REF.	Bushehr MEG Plant Project
AIRPACK REF.	17811-05B

DRAWN BY	MaGo
CHECKED BY	RBE
LAST MODIFICATION DATE	13-Jul-22
AIRPACK DWG NO.	17811-05B
REVISION	06
TOTAL PAGE AMOUNT	99

= 20-C-7080
+ PD-C-7080-01
CURRENT PAGE

Terminal diagram

Cable name		Strip =20-C-7080+PD-C-7080-01-X8 SIGNALS TO / FROM UCP						Cable name	
Target designation	Connection point	Terminal	Jumper	Target designation	Connection point	Terminal	Jumper	Target designation	Connection point
+UCP-C7080-01-X8	1	1	•	-4U14	10				
+UCP-C7080-01-X8	2	2	•	XS-71122-ST/SP	A1				
+UCP-C7080-01-X8	3	3	•						
+UCP-C7080-01-X8	4	4	•	XS-71123-ST/SP	A1				
+UCP-C7080-01-X8	5	5	•						
+UCP-C7080-01-X8	6	6	•						
+UCP-C7080-01-X8	7	7	•						
+UCP-C7080-01-X8	8	8	•						
+UCP-C7080-01-X8	9	9	•	XL-71124	11				
+UCP-C7080-01-X8	10	10	•	XL-71124	14				
+UCP-C7080-01-X8	11	11	•	YAL-71125	11				
+UCP-C7080-01-X8	15	12	•	YAL-71127	11				
+UCP-C7080-01-X8	12	13	•	YAL-71125	14				
+UCP-C7080-01-X8	16	14	•	YAL-71127	14				
+UCP-C7080-01-X8	13	15	•	XL-71126	11				
+UCP-C7080-01-X8	18	16	•	YAL-71130-PID	11				
+UCP-C7080-01-X8	14	17	•	XL-71126	14				
+UCP-C7080-01-X8	17	18	•	YAL-71130-PID	14				
+UCP-C7080-01-X8	19	19	•						
		21	•						
+UCP-C7080-01-X8	20	20	•						
		22	•						



CLIENT DWG NO. BU-20-VD-303-IN-DIG-0093
 EQUIPMENT NO. 20-C-7080
 EQUIPMENT LOCATION Iran, Onshore
 THIS DRAWING IS OWNED BY AIRPACK, AND SHALL NOT BE PRINTED OR COPIED IN ANY OTHER WAY THAN WITH AIRPACKS PERMISSION!

SUBJECT Terminal diagram =20-C-7080+PD-C-7080-01-X8
 ADAPTED TO P&ID REVISION 04
 CLIENT Bushehr Petrochemical Company (BUPC)
 CLIENT REF. Bushehr MEG Plant Project
 AIRPACK REF. 17811-05B

DRAWN BY MaGo
 CHECKED BY RBE
 LAST MODIFICATION DATE 13-Jul-22
 AIRPACK DWG NO. 17811-05B
 REVISION 06
 TOTAL PAGE AMOUNT 103

= 20-C-7080
 + PD-C-7080-01
 CURRENT PAGE

