







OWNER:  شرکت مست و سویی گستره ایران (سهامی خاص)	<b>BUSHEHR PETROCHEMICAL COMPANY MEG PLANT</b>						EPC CONTRACTOR:  Chagalesh-Enerchimi-Steam Joint Venture BUPC-MEG PLANT PROJECT		
	<b>UCP/LCP/JB GENERAL ARRANGEMENT DRAWING &amp; TERMINAL DETAILS FOR EMERGENCY INSTRUMENT AIR COMPRESSOR INCL. BOM</b>						 Netherlands		
MC :  شرکت مست و سویی گستره ایران (سهامی خاص)	Project	Area	Phase	Unit	Dis.	Doc.	Seq.	Contract No: 52-98/445	
Owner Document Number: <b>17811-07B</b>	BU	20	VD	303	IN	DWG	0089	Rev.:	Page
								06	1 of 8

## UCP/LCP/JB GENERAL ARRANGEMENT DRAWING & TERMINAL DETAILS FOR EMERGENCY INSTRUMENT AIR COMPRESSOR INCL. BOM

 شرکت مست و سویی گستره ایران (سهامی خاص)		 Chagalesh-Enerchimi-Steam Joint Venture BUPC-MEG PLANT PROJECT		<b>BUSHEHR PETROCHEMICAL COMPANY MEG PLANT</b>	
<b>Document Review</b>					
Issue Purpose:			AFC		
Result Code: AP,AN,CM,RE,NC			AN		
Next Status : IFC,IFA,IFI,AFC,AB			AFC		
Responsible Department			MECHANICAL		
Commented Date			Nov.19,2022		
<b>Approval or review hereunder shall not be construed to relieve Vendor / Subcontractor of his responsibilities and liability under the contract.</b>					

06	11/11/2022	Approved for construction	RT	RB	KP	
05	30/09/2022	For approval	BK	RB	KP	
04	08/08/2022	For approval	BK	RB	KP	
03	16/06/2022	For approval	BK	RB	KP	
02	14/12/2021	For approval	HT	RB	KP	
01	19/10/2021	For approval	HT	RB	KP	
00	24/11/2020	For approval	HT	RB	KP	
<b>Rev.</b>	<b>Date</b>	<b>Purpose of Issue</b>	<b>Prepared</b>	<b>Checked</b>	<b>Approved</b>	<b>AC Code</b>
					<b>Class: 1</b>	<b>Phase: P</b>



Nr	Description	Tagnumber	Make	Qty	Modelnumbers
1.	Panel power on lamp (white)	2H19	Schneider	1	XB4BVB1
2.	Display	8A9	Siemens	1	6AV2124-0MC01-0AX0
3.	Hourmeter	25U12	Bauser	1	629.2
4.	Operational lamp (green)	25H4	Schneider	1	XB4BVB3
5.	Running lamp (green)	25H6	Schneider	1	XB4BVB3
6.	Common alarm lamp (amber)	25H8	Schneider	1	XB4BVB5
7.	Common trip lamp (red)	25H10	Schneider	1	XB4BVB4
8.	Start pushbutton (green)	11S4	Schneider	1	XB4BA31
9.	Stop pushbutton (red)	11S6	Schneider	1	XB4BA42
10.	Accept pushbutton (black)	11S10	Schneider	1	XB4BA21
11.	Reset pushbutton (black)	11S12	Schneider	1	XB4BA21
12.	Lamp test pushbutton (black)	11S8	Schneider	1	XB4BA21
13.	ESD button	3S6	Schneider	1	(XB4BS8444 + ZBZ1605)
14.	Maintenance switch	2S2, 2S4, 2S6	Schneider	3	VBF01
15.	Panel fan + outlet filter	2M14	Rittal	1	SK3239.124 + SK3239.200
16.	PLC power supply	5M2, 5M11	Siemens	2	6ES7405-0KR02-0AA0
17.	CPU	5M3, 5M12	Siemens	2	6ES7414-5HM06-0AB0
18.	CP443-1 Communication module	5M5, 5M14	Siemens	2	6GK7443-1EX30-0XE0
19.	Panel light	2H10	Rittal	1	SZ2500.200/400/470
20.	Ethernet switch	5M18	Siemens	1	6GK7277-1AA10-0AA0
21.	IM153-2 HF Profibus DP module	6M2, 6M4, 7M2, 7M4	Siemens	4	6ES7153-2BA10-0XBA
22.	24 Digital input module	6M7, 6M9, 7M7, 7M9	Siemens	4	6ES7326-1BK02-0AB0
23.	6 Analog input module	6M10, 6M12, 6M14, 7M10, 7M12, 7M14	Siemens	6	6ES7336-4GE00-0AB0
24.	10 Digital output module	6M15, 6M16, 6M18, 6M19, 7M15, 7M16, 7M18, 7M19	Siemens	8	6ES7326-2BF10-0AB0
25.	Interface relay	27K8, 28K3/5/8/10/12, 30K4/6/10, 56K4/6/8/10/13/15/17, 57K12/17, 58K9	Phoenix contact	19	2966171
26.	ESD relay (2 Pole)	24K4/6	Phoenix contact	2	2986960
27.	ESD relay (Single Pole)	57K8/10	Phoenix contact	2	2981978
28.	Miniature circuit breaker 1P+N 110VAC / 230VAC	2F9, 2F11, 2F15, 2F17	Schneider	4	A9P54 (606/ 602/ 610/ 610)
29.	Thermostat	2TH11, 2TH14	Rittal	2	SK3110000
30.	Panel power supply	2V15, 2V17	Phoenix contact	2	2866776
31.	Miniature circuit breaker 1P	215.1, 2F17.1	Schneider	2	A6N61512
32.	Loop splitter	9U4/5/6/6.1/7/8/9/10/11/12/13	Pepperl+Fuchs	17	KFD2-STC5-EX1.20
33.	Panel heater	2U13	Rittal	1	SK3105320
34.	Miniature circuit breaker 2P 24VDC	5F2, 5F11	Schneider	2	A9N61526
35.	Diode	9V4, 9V4.1, 24V4/6, 25V4/6/8/10/12, 26V4/6/8/10/12, 27V4/6/8, 28V3/5/8/10/12, 30V4/6/10 47V4/6, 48V4/6/8/10/12, 49V4/6/8/10/12, 50V4/6/8, 51V4/6/8/10/12, 53V4/6/10	Phoenix contact	48	3064137
36.	PID controller	58U5	Omron	1	(E5CC-CX3D5M-005+492F-52)
37.	Quint diode	2G15	Phoenix contact	1	2907719




GENERAL NOTES

1. Tag numbers correspond with electrical diagram  
2. All the parts that are on the list in the panel layout will be included in the IOM.

REFERENCE DRAWINGS	DWG.No.
WIRING DIAGRAM	BU-20-VD-303-IN-DIG-009.3

Nr	Description	Tagnumber	Make	Qty	Modelnumbers
X0	Terminal strip	X0...	Weidmuller	9	WDU4
X1	Terminal strip	X1...	Weidmuller	10	WDU4
X2	Terminal strip	X2...	Weidmuller	44	WDU4
X4	Terminal strip	X4...	Weidmuller	16	WDU4
X5	Terminal strip	X5...	Weidmuller	30	WDU4
X8	Terminal strip	X8...	Weidmuller	22	WDU4
X9	Terminal strip	X9...	Weidmuller	9	WDU4
X10	Terminal strip	X10...	Weidmuller	9	WDU4
X11	Terminal strip	X11...	Weidmuller	4	WDU4

06	10/11/22	Approved for Construction	RT	RB	RB	RB	RB	RB	RB
05	26/09/22	For approval	RT	RB	RB	RB	RB	RB	RB
04	04/08/22	For approval	BK	RB	RB	RB	RB	RB	RB
03	15/06/22	For approval	BK	RB	RB	RB	RB	RB	RB
02	14/12/21	For approval	HT	RB	RB	RB	RB	RB	RB
01	19/10/21	For approval	HT	RB	RB	RB	RB	RB	RB
REV.	DATE	PURPOSE OF ISSUE (P.O.I.)	PREP.	CHKD.	APPR.	AC.			

OWNER:  MC:  CONTRACTOR: 

PROJECT: BUSHEHR PETROCHEMICAL COMPANY  
MEG PLANT

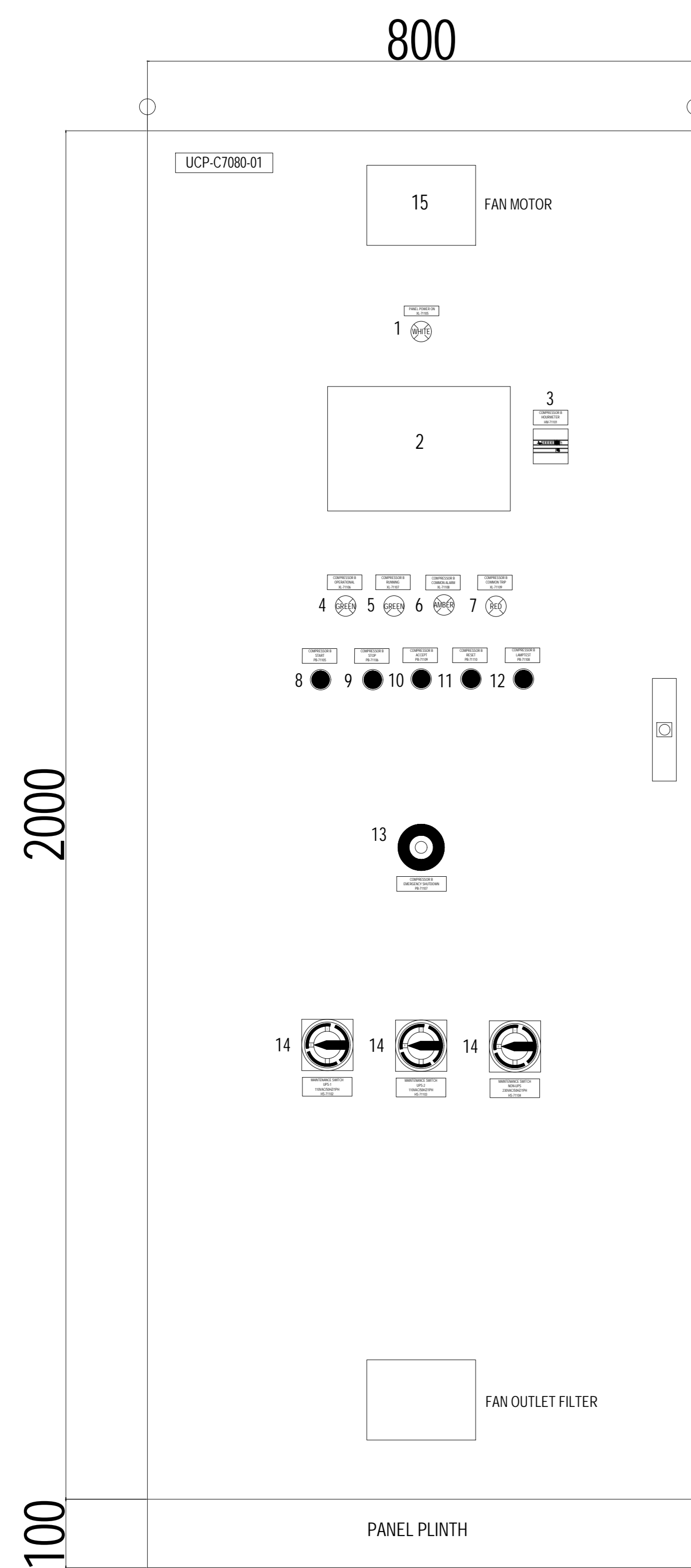
DRAWING TITLE: 17811-07B  
USP/LOP/BB GENERAL ARRANGEMENT DRAWING & TERMINAL DETAILS FOR EMERGENCY INSTRUMENT AIR COMPRESSOR

CONTRACT NO.	SCALE	SIZE	CLASS	PHASE						
52-98/445	XX	A0	1	P						
DOCUMENT NO.	PROJECT	AREA	PHASE	MRO	NO.	DIS.	DOC.	SEQ.	SHEET	REV. NO.
OWNER DOC. NO.: BU-20-VD-303-IN-DWG-0089									1 of 6	06

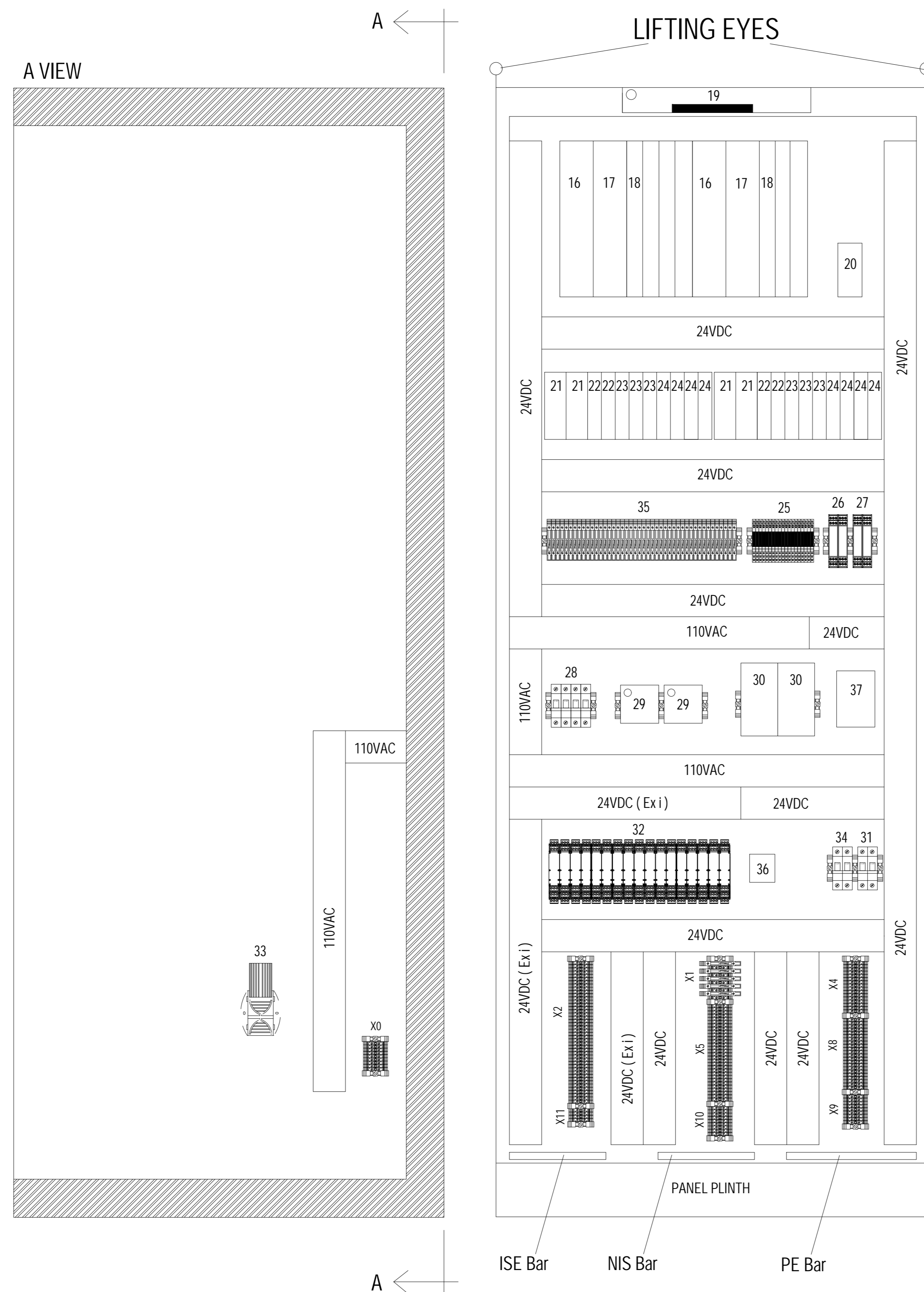
THE ENGINEER'S LIABILITY IS LIMITED TO THE DESIGN AND CONSTRUCTION OF THE PROJECT. THE ENGINEER IS NOT RESPONSIBLE FOR THE CONSTRUCTION OF THE PROJECT. THE ENGINEER'S LIABILITY IS LIMITED TO THE DESIGN AND CONSTRUCTION OF THE PROJECT. THE ENGINEER IS NOT RESPONSIBLE FOR THE CONSTRUCTION OF THE PROJECT.

UCP-C7080-01


FRONT SIDE (OUTSIDE) VIEW



FRONT SIDE (INSIDE) VIEW



SIDE (OUTSIDE) VIEW

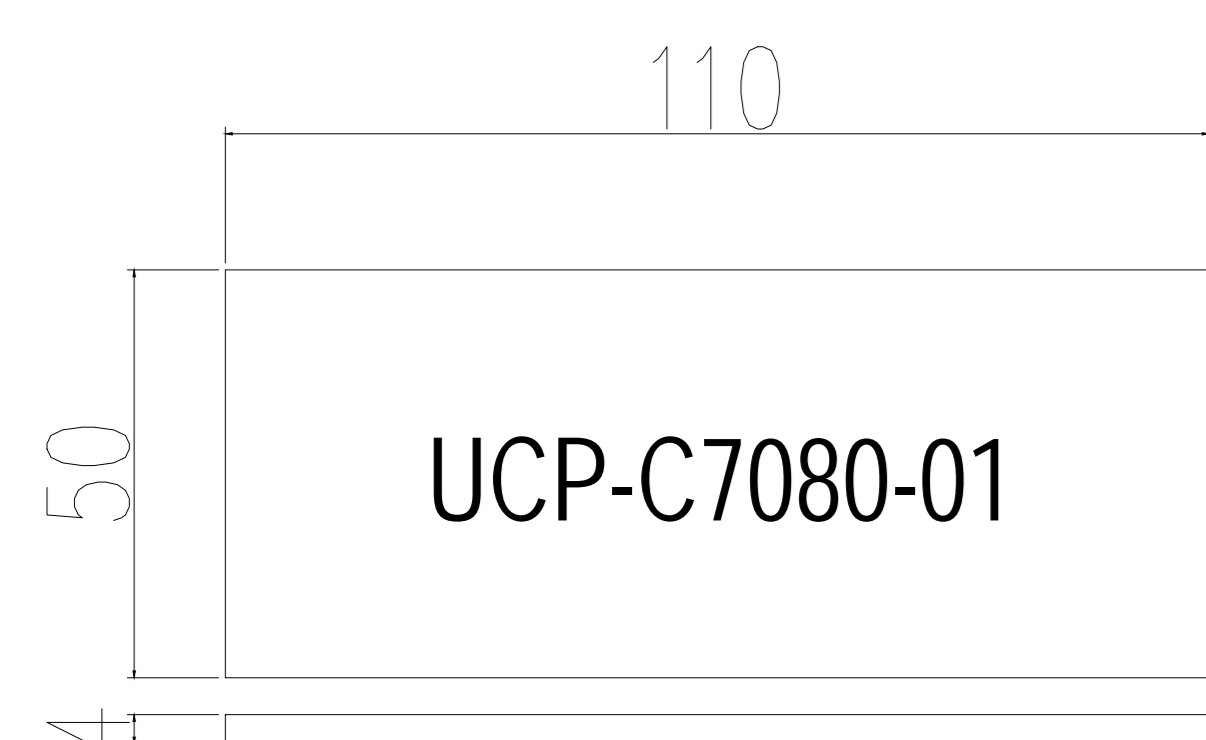


GENERAL NOTES

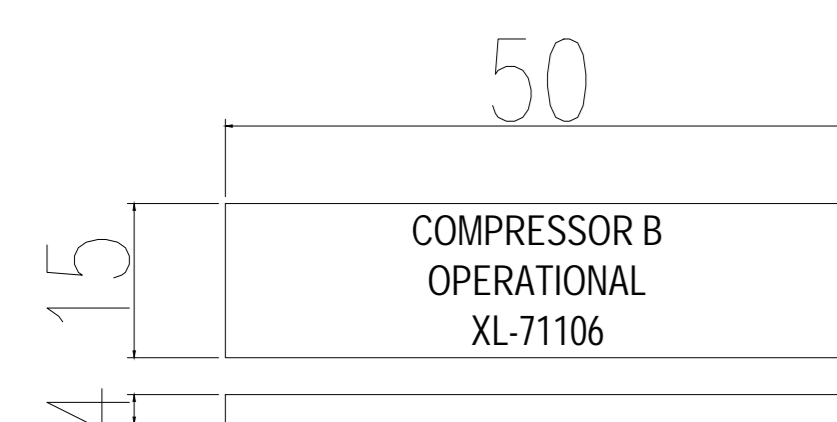
1. Panel material: Painted sheet steel (RAL7035)
2. Ingress protection: IP-42
3. Panel dimensions: 2100x800x800 mm
4. Area classification: Safe area
5. Drawing pocket will be included: (A3 format)

REFERENCE DRAWINGS	DWG.No.
WIRING DIAGRAM	BU-20-VD-303-IN-DIG-009.3

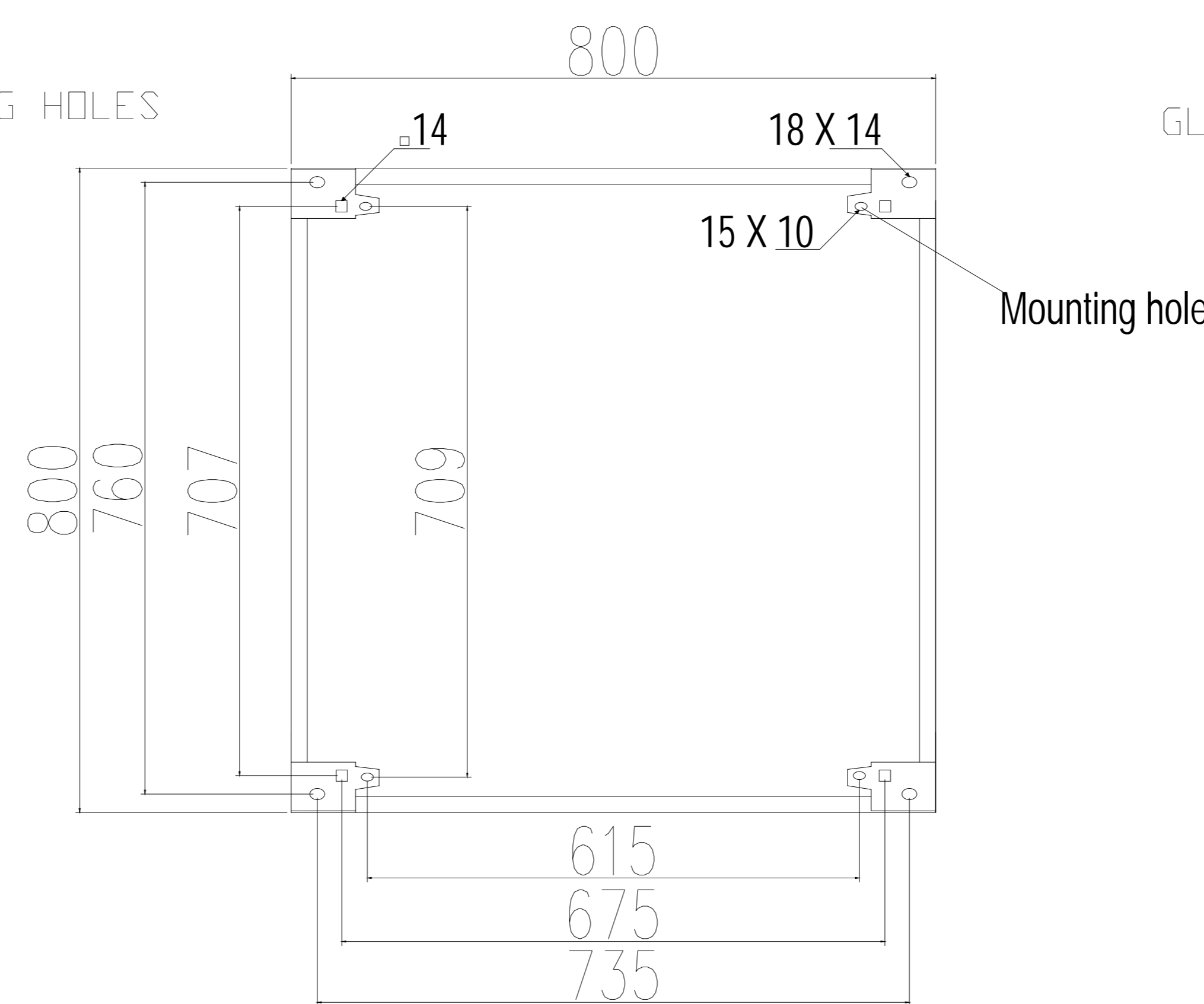
Nameplate for UCP panel



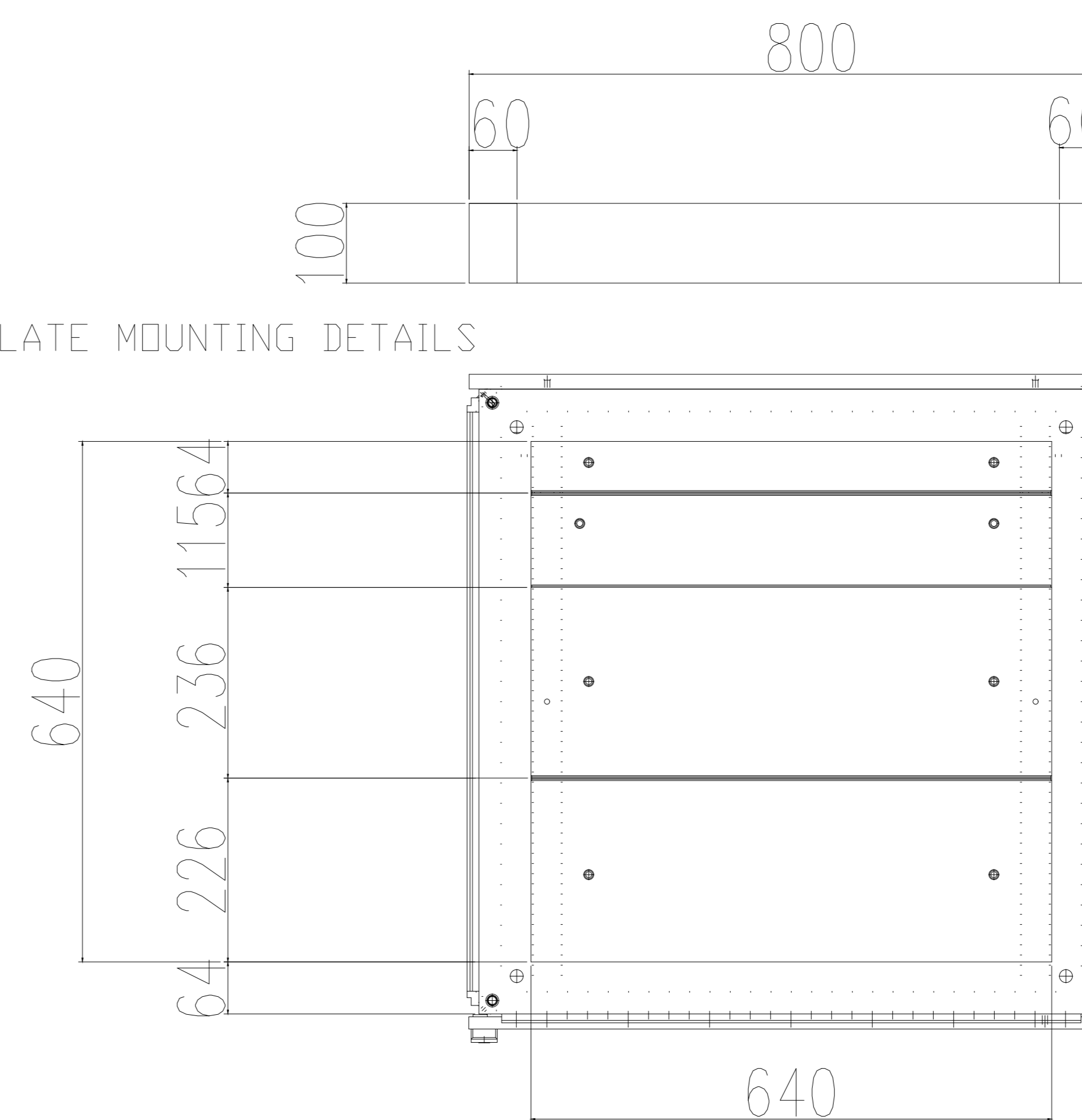
Nameplate for components on panel door (Typical)



PLINTH FIXING HOLES



GLAND PLATE MOUNTING DETAILS



06/10/11/22	Approved for Construction	RT	RB	RB	RB	RB	RB
05/26/09/22	For approval	RT	RB	RB	RB	RB	RB
04/04/08/22	For approval	BK	RB	RB	RB	RB	RB
03/15/06/22	For approval	BK	RB	RB	RB	RB	RB
02/14/12/21	For approval	HT	RB	RB	RB	RB	RB
01/19/10/21	For approval	HT	RB	RB	RB	RB	RB
REV. DATE	PURPOSE OF ISSUE (P.O.I.)	PREP.	CHKD.	APPR.	AC.		

OWNER:

MC:

CONTRACTOR:

PROJECT: BUSHEHR PETROCHEMICAL COMPANY MEG PLANT

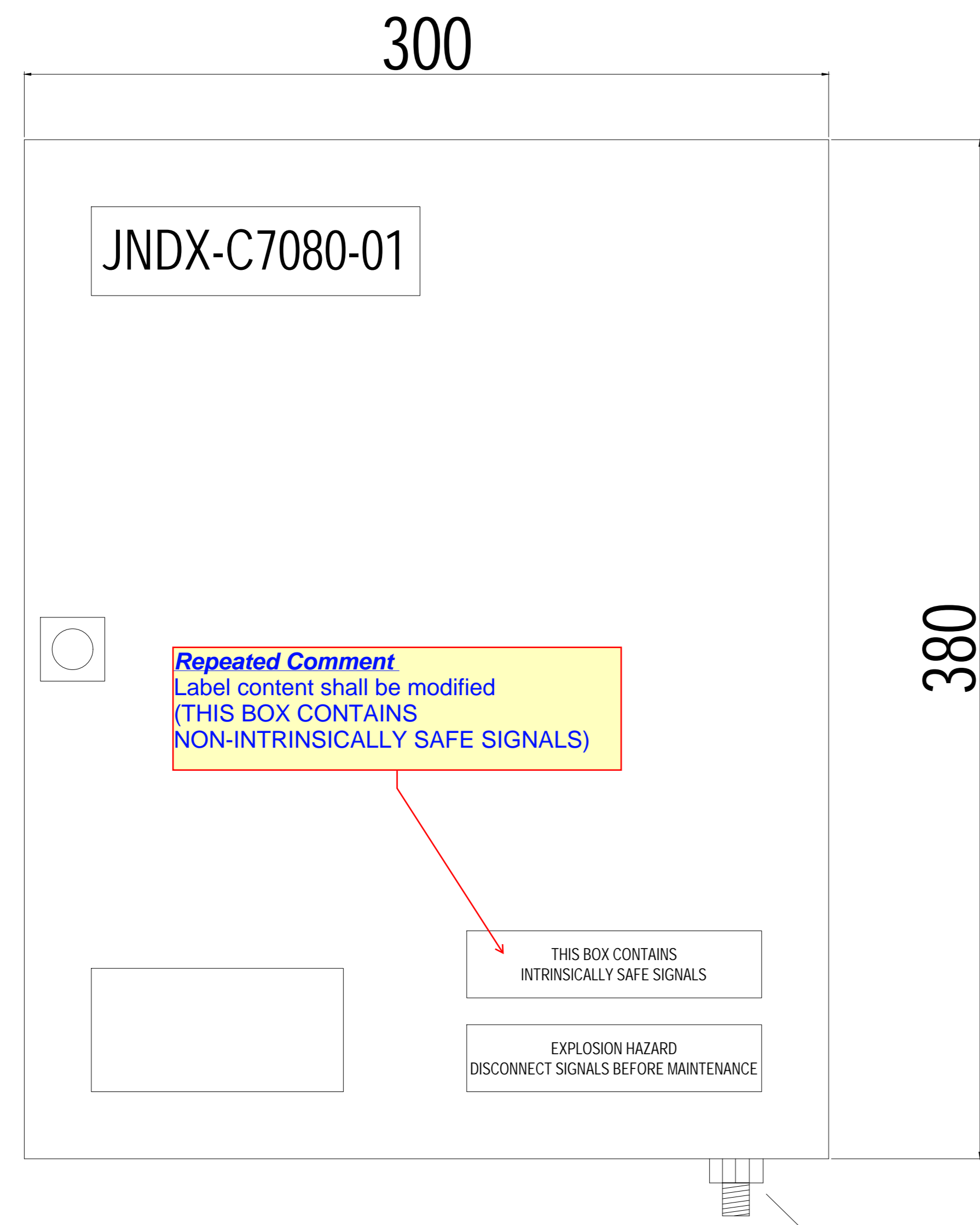
DRAWING TITLE: 17811-07B

UCP/LOP/B GENERAL ARRANGEMENT DRAWING & TERMINAL DETAILS FOR EMERGENCY INSTRUMENT AIR COMPRESSOR

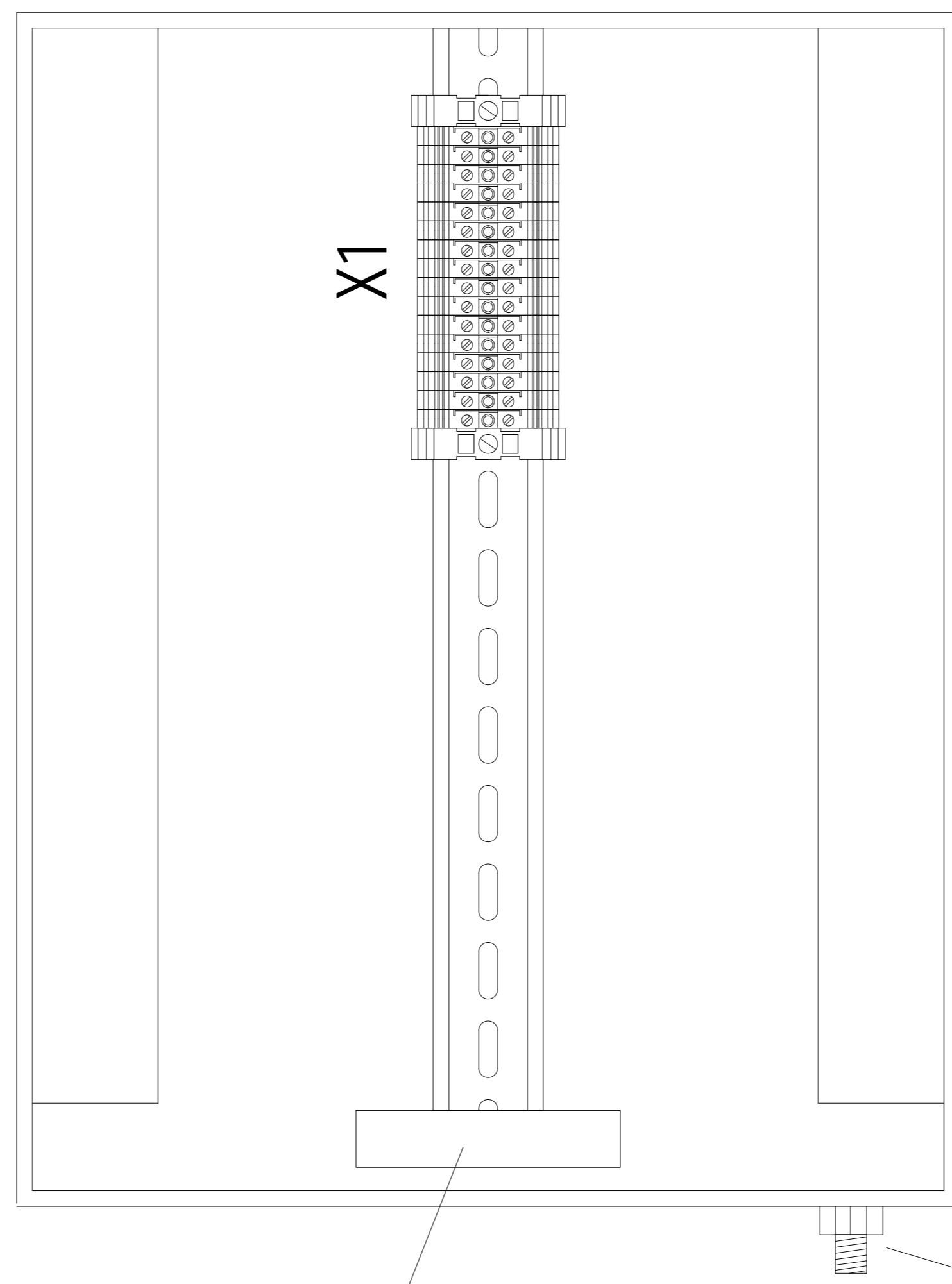
CONTRACT NO.	SCALE	SIZE	CLASS	PHASE		
52-98/445	XX	A0	1	P		
DOCUMENT NO.	PROJECT AREA	PHASE MRO No.	DIS.	DOC. SEQ.	SHEET NO.	REV. NO.
OWNER DOC. NO.: BU-20-VD-303-IN-DWG-0089					2 OF 6	06

# JNDX-C7080-01


## FRONT SIDE (OUTSIDE) VIEW



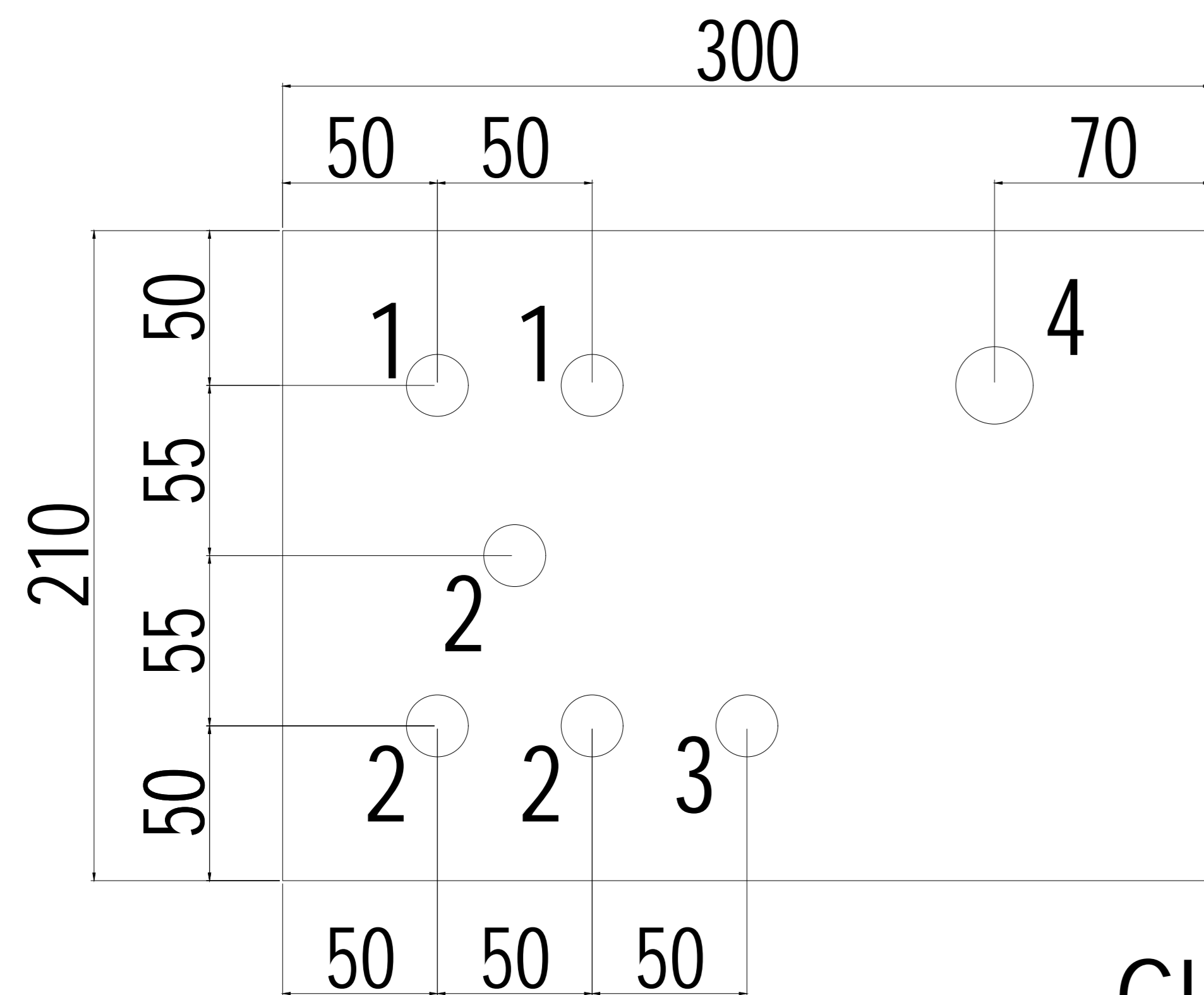
## FRONT SIDE (INSIDE) VIEW



## SIDE (OUTSIDE) VIEW



## BOTTOM VIEW



EARTHING BOSS M10

PE Bar

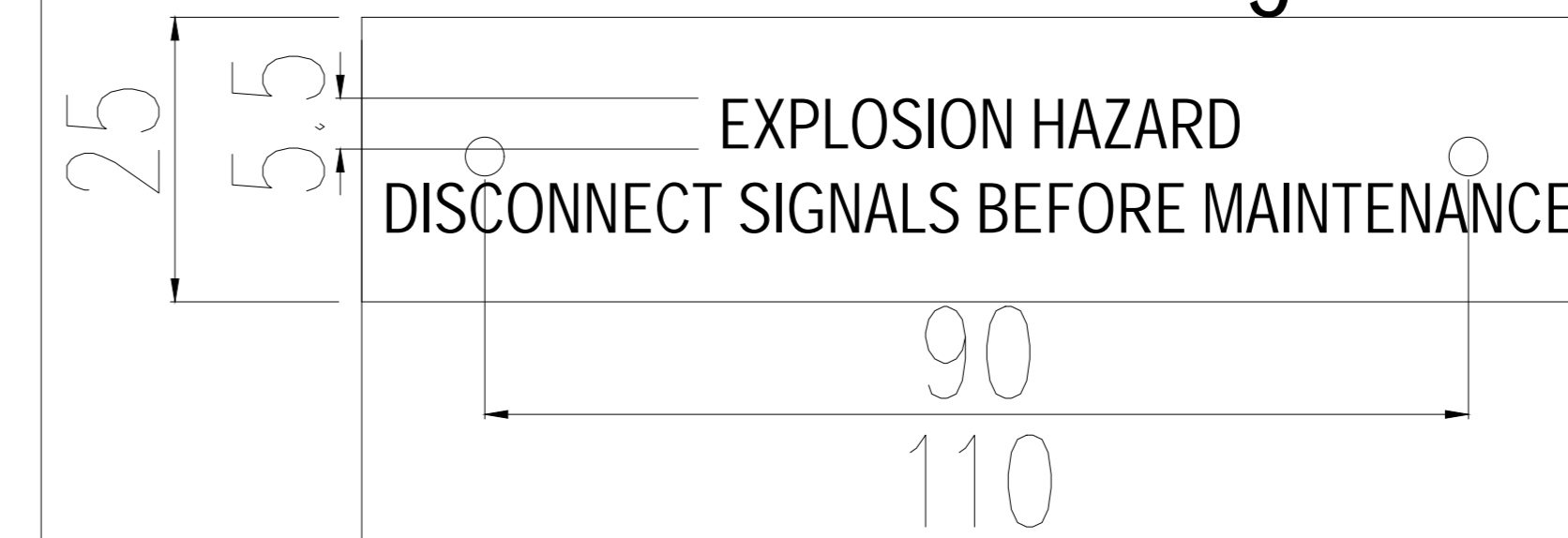
EARTHING BOSS M10

## GLAND ENTRY DETAILS

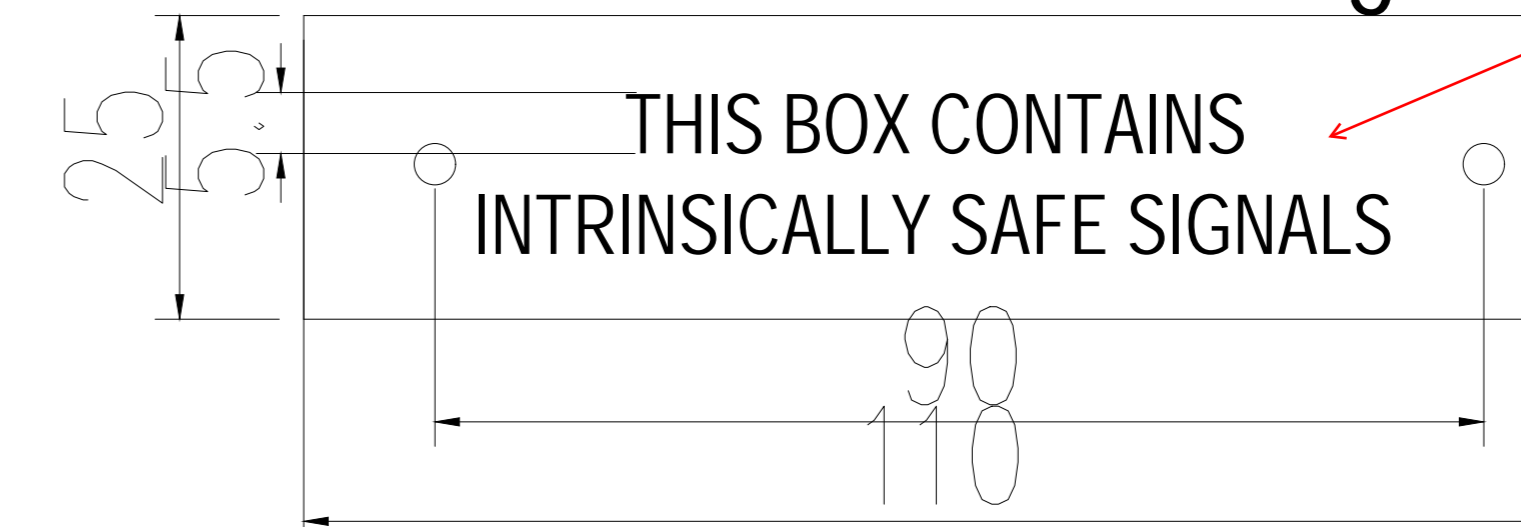
- 1 = Solenoid cable - M20
- 2 = Spare plug - M20
- 3 = Breather / Drain - M20
- 4 = Solenoid multipair cable - M25

- M20: 1x (Breather)
- M20: 5x
- M25: 1x

Nameplate for junction box, ABS  
White letters on red background

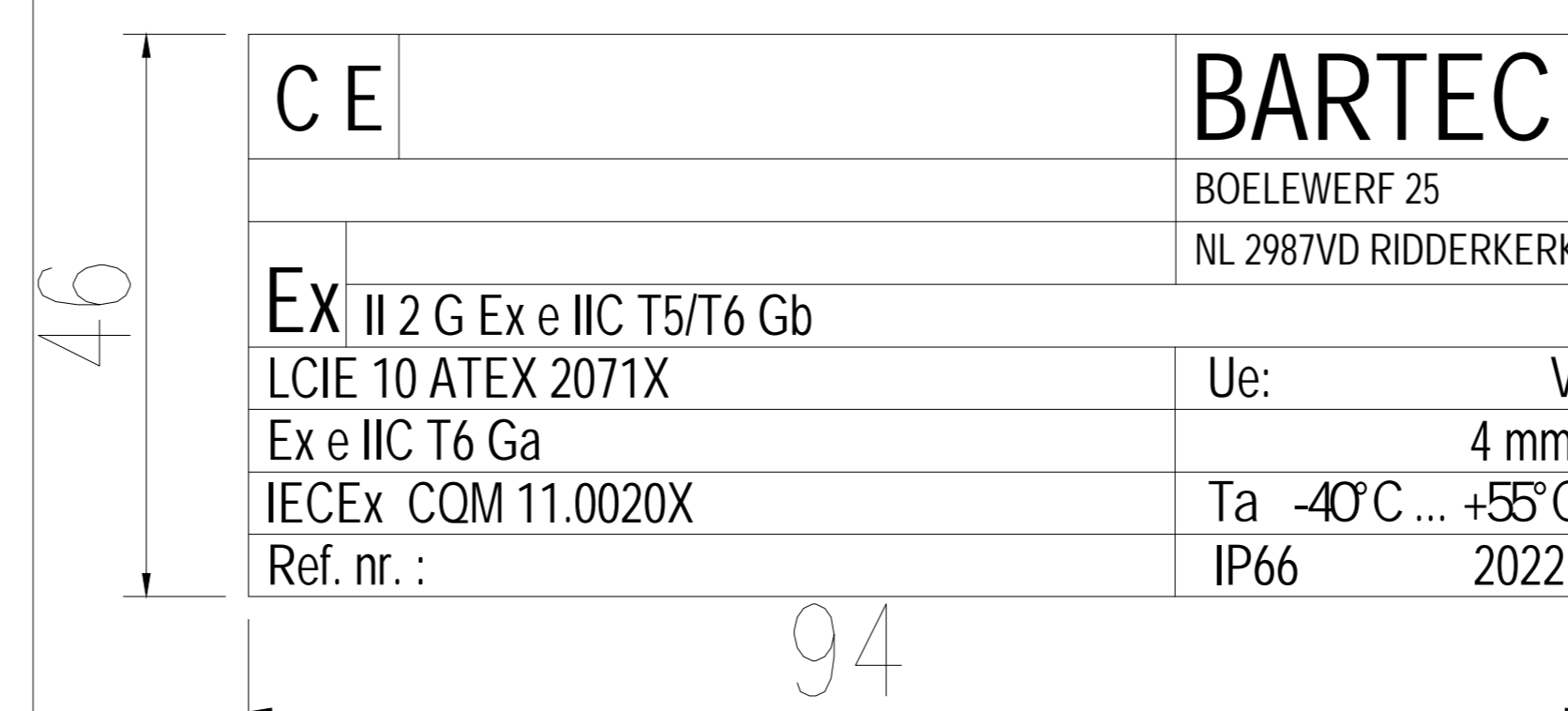


Nameplate for junction box, ABS  
White letters on red background

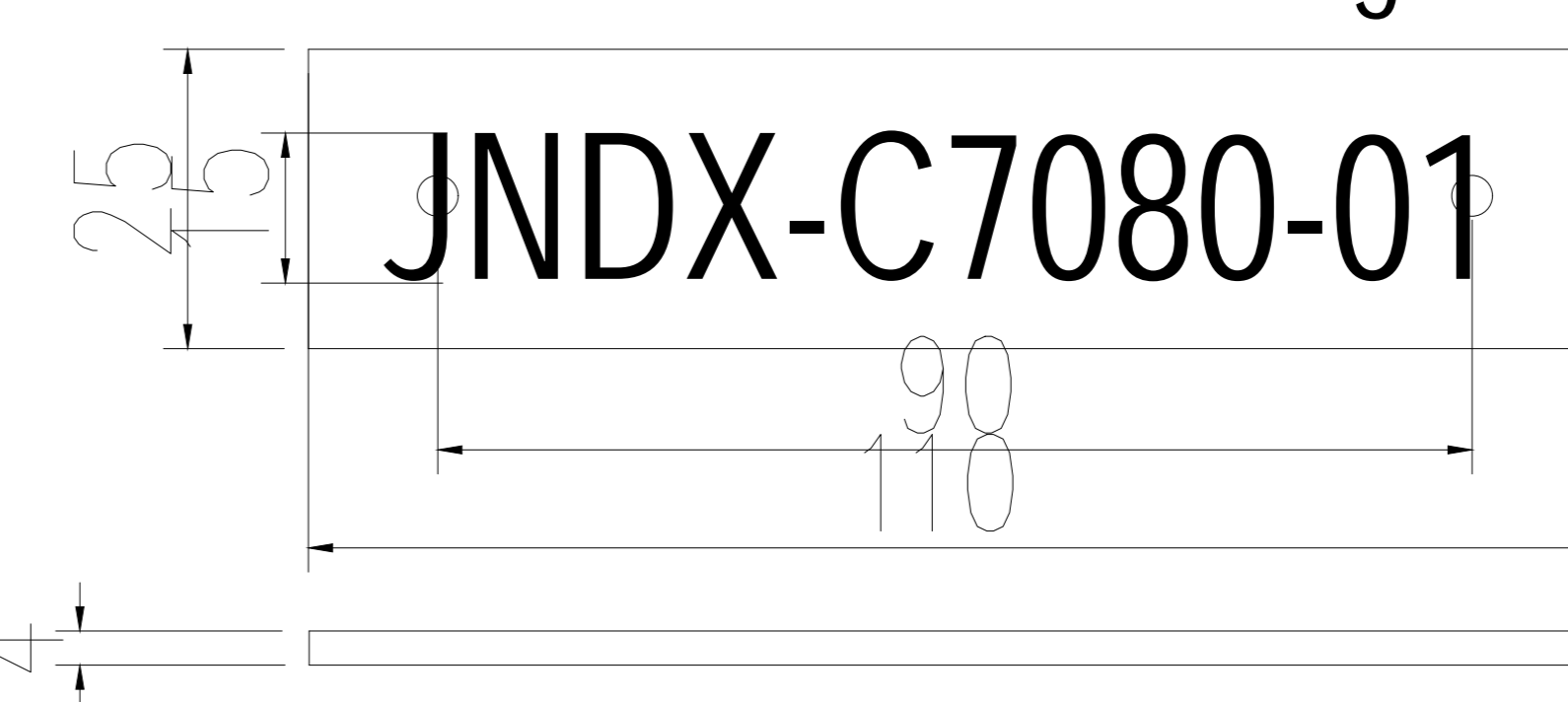


Terminal strip: X1  
Make: Weidmuller  
Qty: 16

## NAMEPLATE, 3:1, SS316 (typical)



TAG.NO, 3:1, ABS  
Black letters on white background



### GENERAL NOTES

1. Panel material: SS316
2. Ingress protection: IP-65
3. Panel dimensions: 300x380x210 mm
4. Area classification: Eex 'e' (RAL 6021) Green
5. All spare holes are plugged with certified plugs

REFERENCE DRAWINGS	DWG.No.
WIRING DIAGRAM	BU-20-VD-303-IN-DIG-0093

THIS BOX CONTAINS NON-INTRINSICALLY SAFE SIGNALS

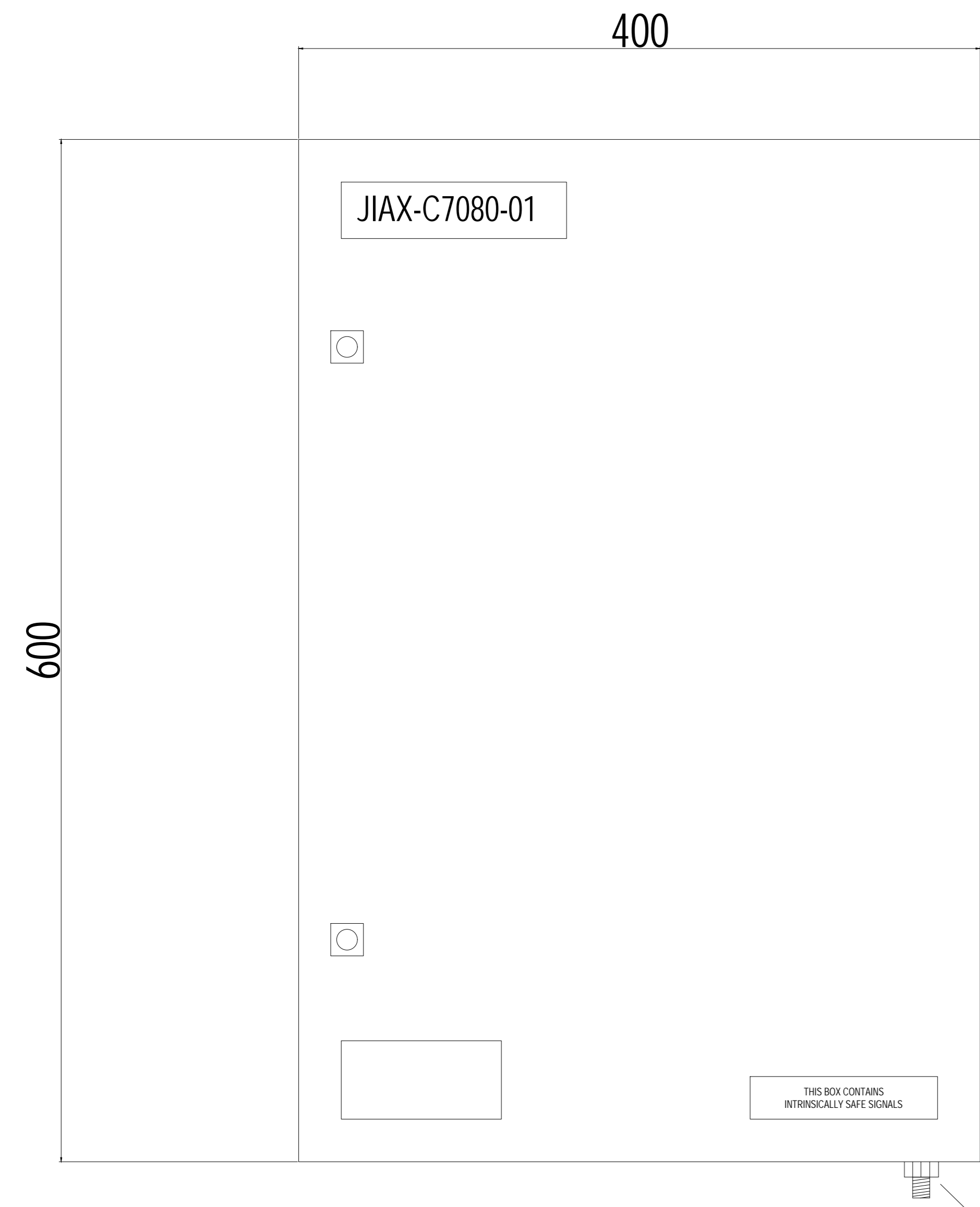
REV.	DATE	PURPOSE OF ISSUE (P.O.I.)	PREP.	CHKD.	APPR.	AC.
06	10/11/22	Approved for Construction	RT	RB	RB	I
05	26/09/22	For approval	RT	RB	RB	I
04	04/08/22	For approval	BK	RB	RB	I
03	15/06/22	For approval	BK	RB	RB	I
02	14/12/21	For approval	HT	RB	RB	I
01	19/10/21	For approval	HT	RB	RB	I

OWNER:	MC:	CONTRACTOR:

PROJECT: BUSHEHR PETROCHEMICAL COMPANY MEG PLANT						
DRAWING TITLE: 17811-07B						
UOP/LCP/IB GENERAL ARRANGEMENT DRAWING & TERMINAL DETAILS FOR EMERGENCY INSTRUMENT AIR COMPRESSOR						
CONTRACT NO.	SCALE	SIZE	CLASS	PHASE		
52-98/445	XX	A0	1	P		
DOCUMENT NO.	PROJECT AREA	PHASE MRO No.	DIS.	DOC. SEQ.	SHEET NO.	REV. NO.
OWNER DOC. NO.: BU-20-VD-303-IN-DWG-0089					3 OF 6	06

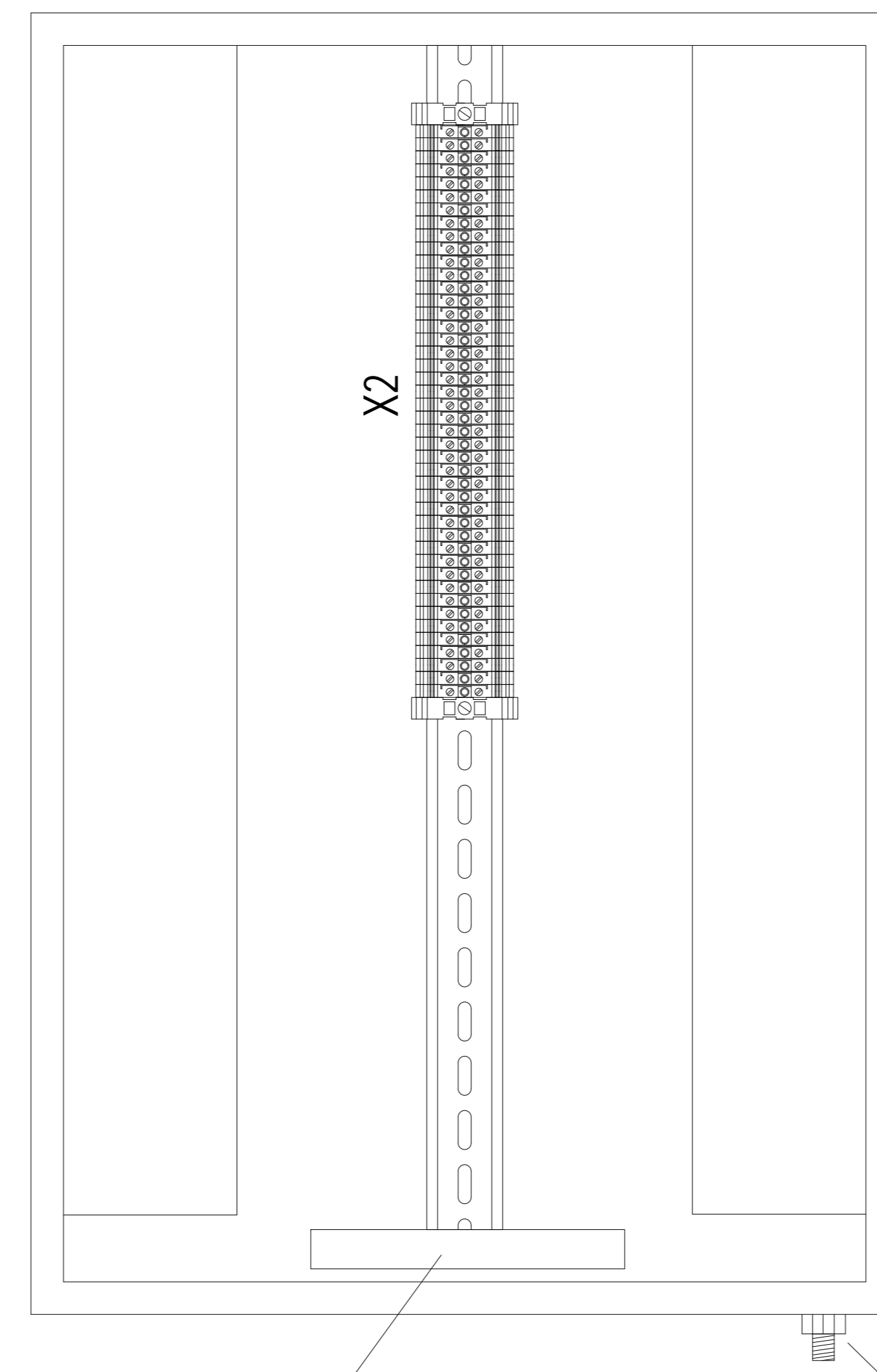
# JIAX-C7080-01

## FRONT SIDE (OUTSIDE) VIEW



EARTHING BOSS M10


## FRONT SIDE (INSIDE) VIEW



ISE Bar

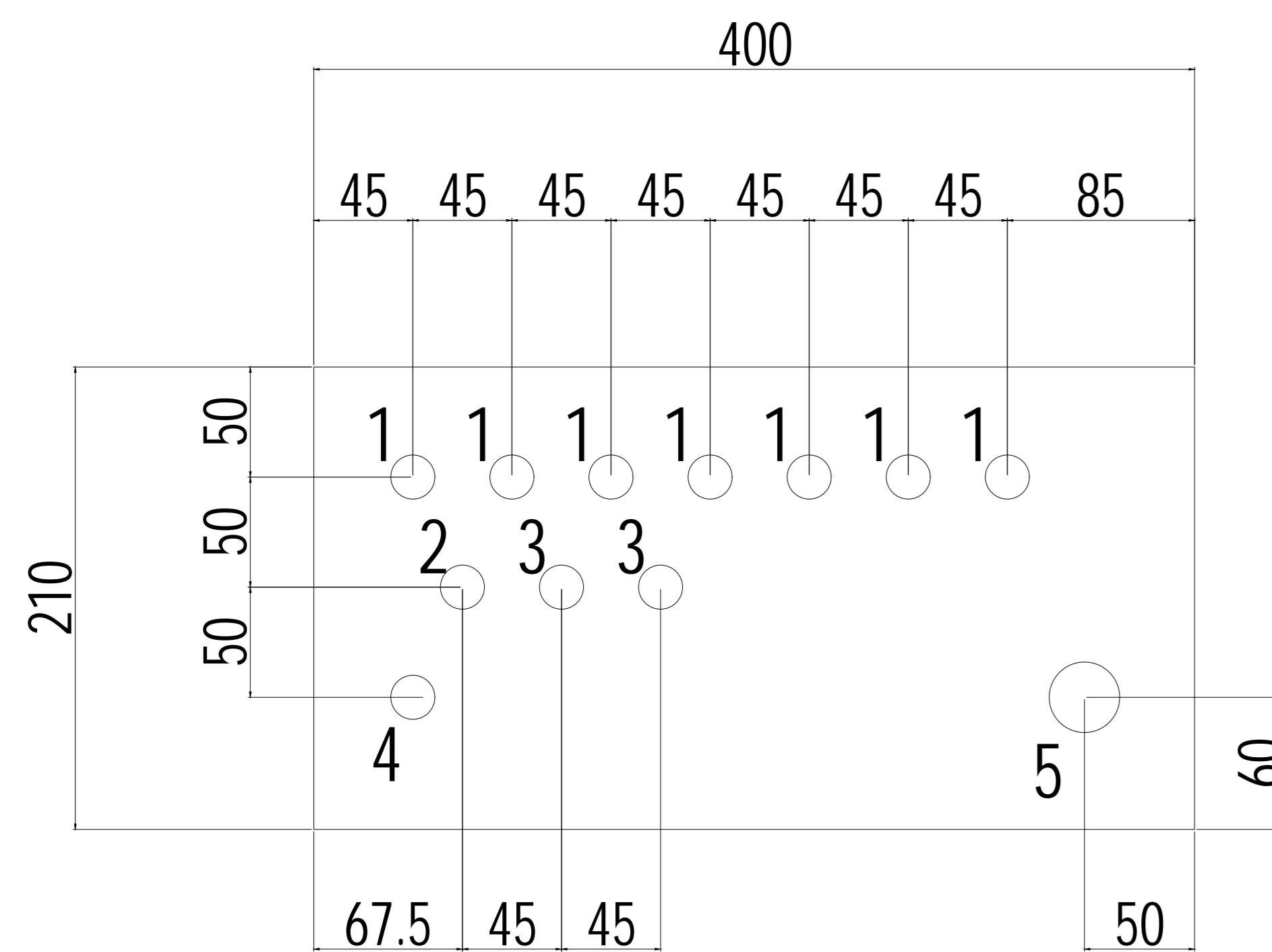
EARTHING BOSS M10

## SIDE (OUTSIDE) VIEW



EARTHING BOSS M10

## BOTTOM VIEW



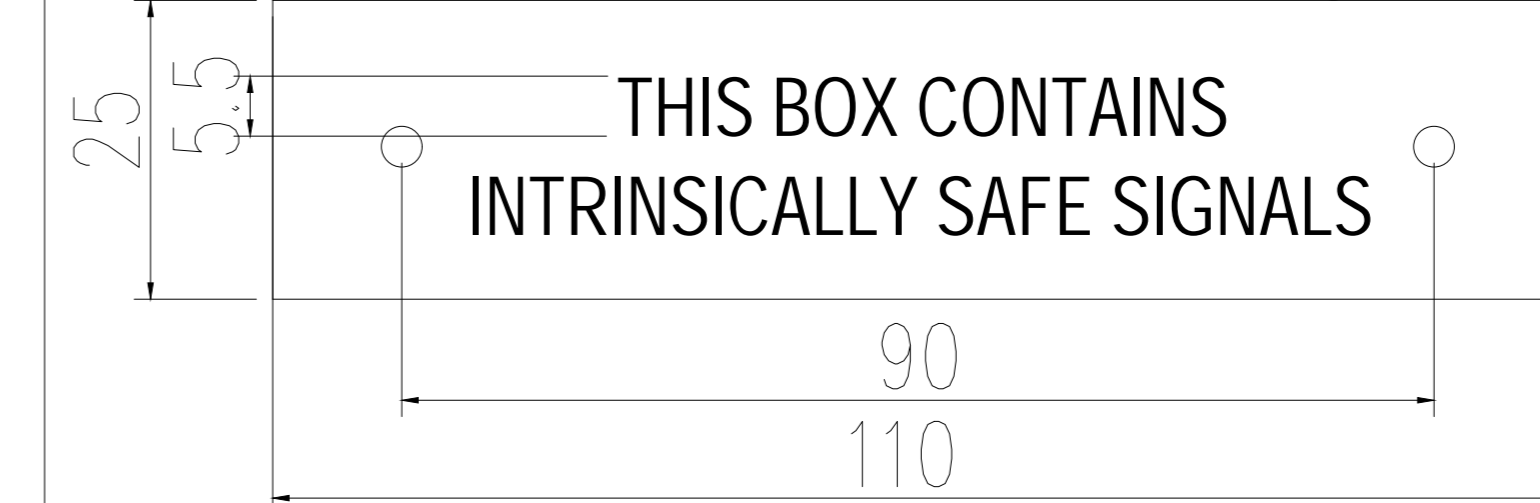
- 1 = Transmitter cable - M20
- 2 = PCV cable - M20
- 3 = Spare plug - M20
- 4 = Breather / Drain - M20
- 5 = Transmitter/PCV multipair cable - M32

## GLAND ENTRY DETAILS

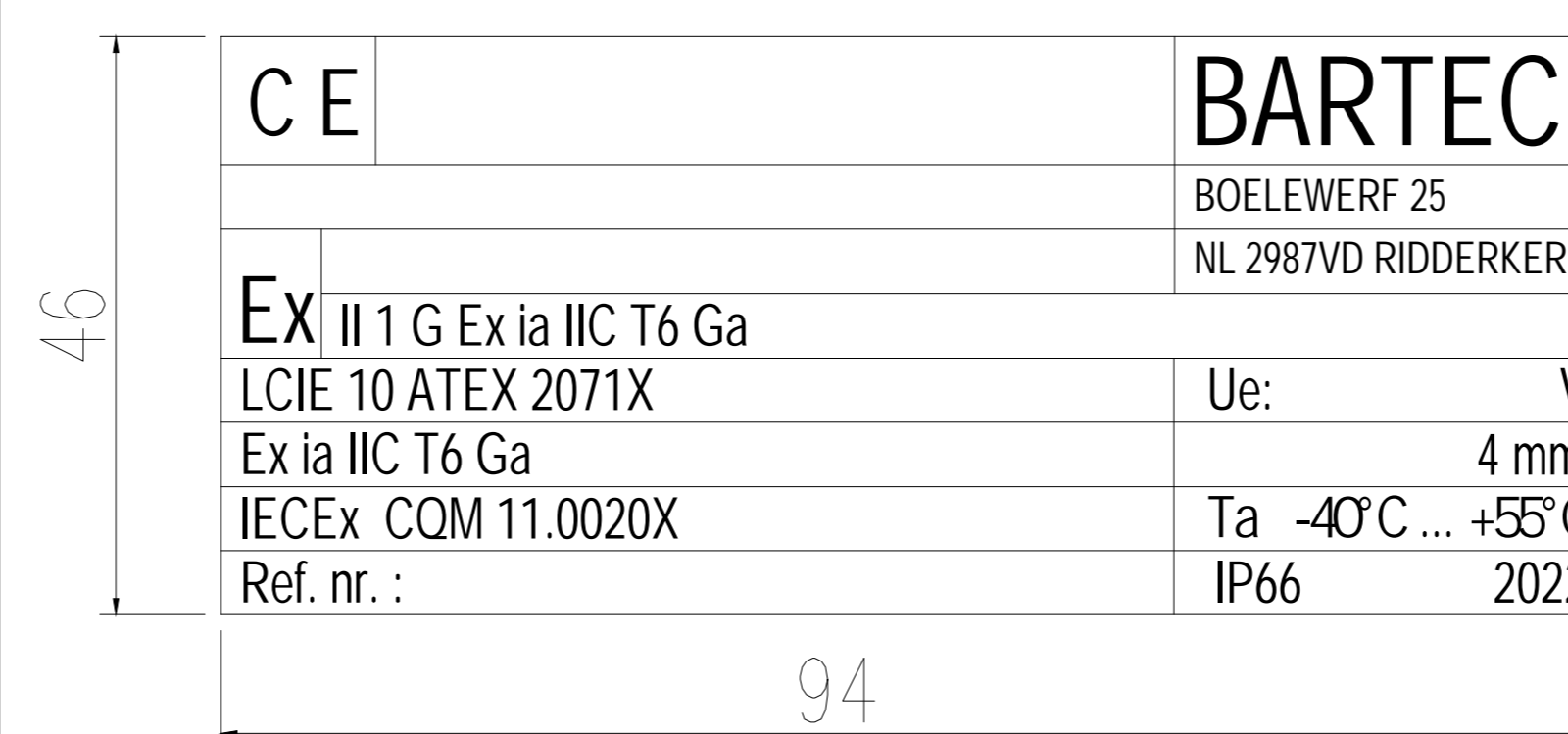
- M20: 1x (Breather)
- M20: 10x
- M32: 1x

Terminal strip: X2  
Make: Weidmuller  
Qty: 44

Nameplate for junction box, ABS  
Black letter on white background



## NAMEPLATE, 3:1, SS316 (typical)



TAG.NO, 3:1, ABS  
Black letters on white background



### GENERAL NOTES

1. Panel material: SS316
2. Ingress protection: IP-65
3. Panel dimensions: 400x600x210 mm
4. Area classification: Eex 'I' (RAL 5015) Blue
5. All spare holes are plugged with certified plugs

REFERENCE DRAWINGS	DWG.No.
WIRING DIAGRAM	BU-20-VD-303-IN-DIG-009.3

REV.	DATE	PURPOSE OF ISSUE (P.O.I.)	PREP.	CHKD.	APPR.	AC.
06	10/11/22	Approved for Construction	RT	RB	RB	I
05	26/09/22	For approval	RT	RB	RB	I
04	04/08/22	For approval	HT	BK	RB	I
03	15/06/22	For approval	HT	BK	RB	I
02	14/12/21	For approval	HT	RB	RB	I
01	19/10/21	For approval	HT	RB	RB	I

OWNER:	MC:	CONTRACTOR:

PROJECT: BUSHEHR PETROCHEMICAL COMPANY  
MEG PLANT

DRAWING TITLE: 17811-07B  
UCP/LCP/JB GENERAL ARRANGEMENT DRAWING & TERMINAL DETAILS FOR EMERGENCY INSTRUMENT AIR COMPRESSOR

CONTRACT NO.	SCALE	SIZE	CLASS	PHASE
52-98/445	XX	A0	1	P

DOCUMENT NO.	PROJECT AREA	PHASE	MRO No.	DIS.	DOC.	SEQ.	SHEET NO.	REV. NO.
BU-20-VD-303-IN-DWG-009.3							4 OF 6	06

THIS DRAWING IS THE PROPERTY OF BARTEC. IT IS TO BE USED ONLY FOR THE PROJECT AND NOT BE REPRODUCED OR COPIED IN ANY FORM OR BY ANY MEANS WITHOUT THE WRITTEN CONSENT OF BARTEC.



