










OWNER 	BUSHEHR PETROCHEMICAL COMPANY MEG PLANT							EPC CONTRACTOR:  Chaghalesh-Enerchimi-Steam Joint Venture BUPC-MEG PLANT PROJECT	
	Vendor Print Index & Schedule for Reciprocating compressor								
MC :   شرکت سفت و سوی توسعه ایرانیان	Project	Area	Phase	Unit	Dis.	Doc.	Seq.	Contract No : 52-98/445	
Owner Document Number: 17811-01	BU	20	VD	303	DC	DCI	0001	Rev.:	Page
								00	1 of 3

- 1- Following documents shall be added
- Performance and Mechanical Running Test Procedure
- Strip down test procedure
2- First issue date shall be specified

Vendor Print Index & Schedule for reciprocating compressor





00	18/03/2021	Issue For approval	MC	KP	JR		
Rev.	Date	Purpose of Issue	Prepared	Checked	Approved	AC Code	
							Class: 1 Phase: P

OWNER  شرکت پتروشیمی بوتهر	BUSHEHR PETROCHEMICAL COMPANY MEG PLANT						EPC CONTRACTOR: 		
	Vendor Print Index & Schedule for reciprocating compressor								
MC :   شرکت سفت و سوی توسعه ایرانیان	Project	Area	Phase	Unit	Dis.	Doc.	Seq.	Contract No : 52-98/445	
Owner Document Number: 17811-01	BU	20	VD	303	DC	DCI	0001	Rev.:	Page
								00	2 of 3

TABULATION OF REVISED PAGES

Page	D00	D01	D02	D03	D04
1.	X				
2.	X				
3.	X				
4.	X				
5.					
6.					
7.					
8.					
9.					
10.					
11.					
12.					
13.					
14.					
15.					
16.					
17.					
18.					
19.					
20.					
21.					
22.					
23.					
24.					
25.					
26.					
27.					
28.					
29.					
30.					
31.					
32.					
33.					
34.					

Page	D00	D01	D02	D03	D04
35.					
36.					
37.					
38.					
39.					
40.					
41.					
42.					
43.					
44.					
45.					
46.					
47.					
48.					
49.					
50.					
51.					
52.					
53.					
54.					
55.					
56.					
57.					
58.					
59.					
60.					
61.					
62.					
63.					
64.					
65.					
66.					
67.					
68.					

		BUSHEHR PETROCHEMICAL COMPANY									
		Document Number	Doc. Title:			Rev.	Page: 3 of 3				
		BU-20-VD-303-DC-DCI-0001	Vendor Print index & Schedule(VPIS) For Reciprocating Compressors			00					
Vendor Name:		Air pack Co	Order Description:			Reciprocating Compressors					
P.O. Number:			Issue Date:			15/04/2021					
No.	Client Document Number	Vendor Document Number	Discipline*	Doc. Size	Document Description	Doc. Class (1/2/3)	Category Type	1st Issue Date (Sample : 04-Dec-11)	AFC Plan Issue Date (Sample : 04-Dec-11)	Doc Weight%	Remarks
1	BU-20-VD-303-DC-DCI-0001	BU-20-VD-303-DC-DCI-0001	MA/QC	A4	Vendor Print Index & Schedule(VPIS) For Reciprocating Compressors	1	1				
2	BU-20-VD-303-PE-LST-0002	BU-20-VD-303-PE-LST-0002	PE	A4	SUB VENDOR LIST	1	1				
3	BU-20-VD-303-PC-SCH-0003	BU-20-VD-303-PC-SCH-0003	PC	A4	TIME SCHEDULE	1	2				
4	BU-20-VD-303-PC-MRP-0004	BU-20-VD-303-PC-MRP-0004	PC	A4	MONTHLY PROGRESS REPORT	2	2				
5	BU-20-VD-303-QC-ITP-0005	BU-20-VD-303-QC-ITP-0005	QC	A4	Inspection and Test Plan (ITP) for Reciprocating Compressor-MEG-303	1	1				
6	BU-20-VD-303-QC-PRC-0006	BU-20-VD-303-QC-PRC-0006	QC	A4	HYDROSTATIC/ PNEUMATIC TEST PROCEDURE	1	2				
7	BU-20-VD-303-QC-PRC-0007	BU-20-VD-303-QC-PRC-0007	QC	A4	NOX PROCEDURE	1	2				
8	BU-20-VD-303-PE-PRC-0008	BU-20-VD-303-PE-PRC-0008	PE	A4	PACKING, MARKING, SHIPPING AND PRESERVATION PROCEDURE	1	2				INCLUDING WELDING MAP & N.D.T. TABLE LIST
9	BU-20-VD-303-QC-PRC-0009	BU-20-VD-303-QC-PRC-0009	QC	A4	COMPRESSOR FAT TEST PROCEDURE	1	2				
10	BU-20-VD-303-PI-DCR-0010	BU-20-VD-303-PI-DCR-0010	PI	A4	SURFACE PREPARATION & PAINTING PROCEDURE	1	2				
11	BU-20-VD-303-QC-WPS-0011	BU-20-VD-303-QC-WPS-0011	QC	A4	W P S & P Q R	1	2				
12	BU-20-VD-303-MA-MNI-0012	BU-20-VD-303-MA-MNI-0012	MA	A4	INSTALLATION, OPERATION & MAINTENANCE MANUAL	1	2				
13	BU-20-VD-303-PR-DWG-0013	BU-20-VD-303-PR-DWG-0013	PR	A3	COMPRESSOR PACKAGE P & ID	1	2				
14	BU-20-VD-303-PR-LST-0014	BU-20-VD-303-PR-LST-0014	PR	A4	UTILITY CONSUMPTION LIST	1	2				
15	BU-20-VD-303-IN-DSH-0015	BU-20-VD-303-IN-DSH-0015	IN	A4	CALCULATION AND DATA SHEET OF SAFETY VALVE	1	2				
16	BU-20-VD-303-ME-CAL-0016	BU-20-VD-303-ME-CAL-0016	ME	A4	AFTERCOOLER MECHANICAL STRENGTH CALCULATION	1	2				
17	BU-20-VD-303-ME-DSH-0017	BU-20-VD-303-ME-DSH-0017	ME	A4	AFTERCOOLER MECHANICAL DATA SHEET	1	2				
18	BU-20-VD-303-ME-DWG-0018	BU-20-VD-303-ME-DWG-0018	ME	A3	AFTERCOOLER DETAIL DRAWING	1	2				
19	BU-20-VD-303-ME-DSH-0019	BU-20-VD-303-ME-DSH-0019	ME	A4	MAIN OIL PUMP MECHANICAL DATA SHEET	1	2				
20	BU-20-VD-303-ME-DSH-0020	BU-20-VD-303-ME-DSH-0020	ME	A4	LUBE OIL SYSTEM FILTER MECHANICAL DATA SHEET	1	2				
21	BU-20-VD-303-EL-DWG-0021	BU-20-VD-303-EL-DWG-0021	EL	A3	LUBE OIL SYSTEM HEATER DATA SHEET AND DRAWING	1	2				
22	BU-20-VD-303-ME-DSH-0022	BU-20-VD-303-ME-DSH-0022	ME	A4	MECHANICAL DATA SHEET FOR RECIPROCATING COMPRESSOR	1	2				
23	BU-20-VD-303-ME-DWG-0023	BU-20-VD-303-ME-DWG-0023	ME	A3	RECIPROCATING COMPRESSOR GENERAL ARRANGEMENT	1	2				
24	BU-20-VD-303-ME-DWG-0024	BU-20-VD-303-ME-DWG-0024	ME	A3	RECIPROCATING COMPRESSOR DETAIL DRAWING WITH PART LIST	1	2				
25	BU-20-VD-303-ME-LST-0025	BU-20-VD-303-ME-LST-0025	ME	A4	LUBRICANT LIST AND MATERIAL SAFETY DATA SHEET	1	2				
26	BU-20-VD-303-ME-CAL-0026	BU-20-VD-303-ME-CAL-0026	ME	A4	PULSATION DAMPENERS MECHANICAL STRENGTH CALCULATION	1	2				
27	BU-20-VD-303-ME-DSH-0027	BU-20-VD-303-ME-DSH-0027	ME	A4	PULSATION DAMPENERS MECHANICAL DATA SHEET	1	2				
28	BU-20-VD-303-ME-DWG-0028	BU-20-VD-303-ME-DWG-0028	ME	A3	PULSATION DAMPENERS DETAIL DRAWING	1	2				
29	BU-20-VD-303-ME-DWG-0029	BU-20-VD-303-ME-DWG-0029	ME	A3	ALL EQUIPMENT NAME PLATE DRAWING	1	2				
30	BU-20-VD-303-PI-DWG-0030	BU-20-VD-303-PI-DWG-0030	PI	A3	BD MODEL	1	2				
31	BU-20-VD-303-ME-DSH-0031	BU-20-VD-303-ME-DSH-0031	ME	A4	DATA SHEET & DRAWING FOR STRAINERS	1	2				
32	BU-20-VD-303-IN-INX-0032	BU-20-VD-303-IN-INX-0032	IN	A4	INSTRUMENT INDEX	1	2				
33	BU-20-VD-303-IN-DWG-0033	BU-20-VD-303-IN-DWG-0033	IN	A3	INSTRUMENT HOOK UP DRAWING	1	2				
34	BU-20-VD-303-IN-LST-0034	BU-20-VD-303-IN-LST-0034	IN	A4	I/O LIST	1	2				
35	BU-20-VD-303-IN-DIG-0035	BU-20-VD-303-IN-DIG-0035	IN	A4	LOGIC DIAGRAMS -PROGRAM OF UCP-COMPRESSOR SHUTDOWN LOGIC	1	2				
36	BU-20-VD-303-IN-DIG-0036	BU-20-VD-303-IN-DIG-0036	IN	A4	LOOP DIAGRAM	1	2				
37	BU-20-VD-303-IN-LST-0037	BU-20-VD-303-IN-LST-0037	IN	A4	TRIP & ALARM SET POINT LIST	1	2				
38	BU-20-VD-303-IN-LST-0038	BU-20-VD-303-IN-LST-0038	IN	A4	INSTRUMENT CABLE LIST & SCHEDULE	1	2				
39	BU-20-VD-303-IN-DWG-0039	BU-20-VD-303-IN-DWG-0039	IN	A3	UCP GENERAL ARRANGEMENT DRAWING & TERMINAL DETAILS	1	2				
40	BU-20-VD-303-IN-DSH-0040	BU-20-VD-303-IN-DSH-0040	IN	A4	INSTRUMENT DATA SHEET	1	2				
41	BU-20-VD-303-IN-DSH-0041	BU-20-VD-303-IN-DSH-0041	IN	A4	CALCULATION AND DATA SHEET OF CONTROL VALVES/ ON-OFF VALVES	1	2				
42	BU-20-VD-303-PR-LST-0042	BU-20-VD-303-PR-LST-0042	PR	A4	CAUSE & EFFECT CHARTS LIST	1	2				
43	BU-20-VD-303-IN-DIG-0043	BU-20-VD-303-IN-DIG-0043	EL/IN	A4	WIRING DIAGRAM	1	2				
44	BU-20-VD-303-IN-DIG-0044	BU-20-VD-303-IN-DIG-0044	IN	A4	ARCHITECTURE DIAGRAM	1	2				
45	BU-20-VD-303-IN-DSH-0045	BU-20-VD-303-IN-DSH-0045	IN	A4	WORKSTATION DRAWING AND DATA SHEET	1	2				
46	BU-20-VD-303-PR-DPH-0046	BU-20-VD-303-PR-DPH-0046	IN/PR	A4	CONTROL PHILOSOPHY	1	2				
47	BU-20-VD-303-PR-PRC-0047	BU-20-VD-303-PR-PRC-0047	IN/PR	A4	HAZOP AND SIL STUDY PROCEDURE	1	2				
48	BU-20-VD-303-EL-LST-0048	BU-20-VD-303-EL-LST-0048	EL	A4	ELECTRICAL LOAD LIST	1	2				
49	BU-20-VD-303-EL-DIG-0049	BU-20-VD-303-EL-DIG-0049	EL	A4	SINGLE LINE DIAGRAM FOR POWER DISTRIBUTION PANEL	1	2				
50	BU-20-VD-303-EL-LST-0050	BU-20-VD-303-EL-LST-0050	EL	A4	POWER CABLE SCHEDULE & LIST	1	2				
51	BU-20-VD-303-EL-DSH-0051	BU-20-VD-303-EL-DSH-0051	EL	A4	COMPRESSOR MOTOR DATA SHEET	1	2				
52	BU-20-VD-303-EL-PUC-0052	BU-20-VD-303-EL-PUC-0052	EL	A4	COMPRESSOR MOTOR CURVE	1	2				
53	BU-20-VD-303-EL-DWG-0053	BU-20-VD-303-EL-DWG-0053	EL	A3	COMPRESSOR MOTOR OUTLINE DRAWING & TERMINAL BOX WIRING	1	2				
54	BU-20-VD-303-MA-LST-0054	BU-20-VD-303-MA-LST-0054	MA	A4	TWO YEARS SPARE PART LIST IN SPLIR FORMAT	1	2				
55	BU-20-VD-303-MA-LST-0055	BU-20-VD-303-MA-LST-0055	MA	A4	COMMISSIONING AND START-UP SPARE PART LIST IN SPLIR FORMAT	1	2				
56	BU-20-VD-303-MA-LST-0056	BU-20-VD-303-MA-LST-0056	MA	A4	SPECIAL TOOLS LIST	1	2				
57	BU-20-VD-303-IN-LST-0057	BU-20-VD-303-IN-LST-0057	IN	A4	Midbus List	1	2				
58	BU-20-VD-303-EL-DWG-0058	BU-20-VD-303-EL-DWG-0058	EL	A3	LV Distribution panel drawing	1	2				
59	BU-20-VD-303-DC-INX-0061	BU-20-VD-303-DC-INX-0061	MA/QC	A4	FINAL DATA BOOK INDEX For Reciprocating Compressors	1	1				
60	BU-20-VD-303-DC-VDR-0062	BU-20-VD-303-DC-VDR-0062	MA/QC	A4	FINAL DATA BOOK For Reciprocating Compressors	1	2				

Document Class:
1: For approval
2: For review
3: For information

Category Type1 :
1: Client approval is necessary
2: Contractor approval is necessary
* Category Type is the main workflow criteria and Approval for client and MC.