

OWNER:



**BUSHEHR PETROCHEMICAL COMPANY
MEG PLANT**

EPC CONTRACTOR:



MC :



شرکت سفت و سوی
توسعه ایرانیان




Wiring Diagram (including Terminal Diagram) for reciprocating compressor



Owner Document Number: 17811-05	Project	Area	Phase	Unit	Dis.	Doc.	Seq.	Contract No : 52-98/445	
	BU	20	VD	303	IN	DIG	0043	Rev.:	Page
								00	1 of 108

Wiring Diagram (including Terminal Diagram) for reciprocating compressor

00	24/11/2020	For approval	HT	RB	KP	
Rev.	Date	Purpose of Issue	Prepared	Checked	Approved	AC Code
					Class: 1	Phase: 1

OWNER  شرکت پتروشیمی بوته‌ر	BUSHEHR PETROCHEMICAL COMPANY MEG PLANT							EPC CONTRACTOR: 	
	Wiring Diagram (including Terminal Diagram) for reciprocating compressor								
MC :  شرکت سفت و سوی توسعه ایرانیان	Project	Area	Phase	Unit	Dis.	Doc.	Seq.	Contract No : 52-98/445	
Owner Document Number: 17811-05	BU	20	VD	303	IN	DIG	0043	Rev.:	Page
								00	2 of 108

TABULATION OF REVISED PAGES

Page	D00	D01	D02	D03	D04
1.	X				
2.	X				
3.	X				
4.	X				
5.	X				
6.	X				
7.	X				
8.	X				
9.	X				
10.	X				
11.	X				
12.	X				
13.	X				
14.	X				
15.	X				
16.	X				
17.	X				
18.	X				
19.	X				
20.	X				
21.	X				
22.	X				
23.	X				
24.	X				
25.	X				
26.	X				
27.	X				
28.	X				
29.	X				
30.	X				
31.	X				
32.	X				
33.	X				
34.	X				

Page	D00	D01	D02	D03	D04
35.	X				
36.	X				
37.	X				
38.	X				
39.	X				
40.	X				
41.	X				
42.	X				
43.	X				
44.	X				
45.	X				
46.	X				
47.	X				
48.	X				
49.	X				
50.	X				
51.	X				
52.	X				
53.	X				
54.	X				
55.	X				
56.	X				
57.	X				
58.	X				
59.	X				
60.	X				
61.	X				
62.	X				
63.	X				
64.	X				
65.	X				
66.					
67.	X				
Till 108	X				



Airpack B.V.

4301 RN Zierikzee
The Netherlands

PHONE: (31) (0) 111 - 415455

FAX: (31) (0) 111 - 413338

E-MAIL : AIRPACK@AIRPACK.NL

WEBPAGE : WWW.AIRPACK.NL

Client	:	Bushehr Petrochemical Company (BUPC)	
Equipment location	:	Iran, Onshore	
Client reference	:	Bushehr MEG Plant Project	
Client dwg. no.	:	N/A	
Airpack reference	:	17811-COM	
Airpack dwg. no.	:	17811-05	
Generation date	:	6-11-2020	
E & I manager	:	RBE	Revision no. : 00
Last modifications	:	24-11-2020	
Last modifications by	:	htaher	



CLIENT DWG NO.	N/A	SUBJECT	
EQUIPMENT NO.	20-C-1002, 20-C-7080	Title page / cover sheet	
EQUIPMENT LOCATION	Iran, Onshore	ADAPTED TO P&ID REVISION	01
THIS DRAWING IS OWNED BY AIRPACK, AND SHALL NOT BE PRINTED OR COPIED IN ANY OTHER WAY THAN WITH AIRPACKS PERMISSION!		CLIENT	Bushehr Petrochemical Company (BUPC)
		CLIENT REF.	Bushehr MEG Plant Project
		AIRPACK REF.	17811-COM

DRAWN BY	htaher	=
CHECKED BY	RBE	+
LAST MODIFICATION DATE	24-11-2020	CURRENT PAGE
AIRPACK DWG NO.	17811-05	
REVISION	00	
TOTAL PAGE AMOUNT	1	

NOTES ON ELECTRICAL DRAWINGS

MAKE OF PLC IS SIEMENS S7-400 H

ESD SIGNALS WILL BE CONNECTED HARDWIRED (4-WIRE CABLE)

ELECTRICAL SCHEME IS DRAWN IN NON ENERGIZED STATE

ACCEPT, RESET, CAN BE CONTROLLED ON THE UCP
ALARMS-, TRIPS- AND RUNNING STATUS WILL BE VISIBLE WITH LAMPS ON UCP
PROCESS VALUES AND ALARMS WILL BE VISIBLE ON UCP HMI

UCP ARE LOCATED IN CONTROL ROOM
MATERIAL: PAINTED SHEET STEEL (RAL 7035)
INGRESS. PROTECTION: IP-42
AREA CLASSIFICATION: SAFE AREA

JB'S ARE WALL MOUNTED ON SKID
MATERIAL: SS316
INGRESS. PROTECTION: IP-65
AREA CLASSIFICATION: Eex'e'

LCP ARE WALL MOUNTED ON SKID
MATERIAL: SS316
INGRESS. PROTECTION: IP-65
AREA CLASSIFICATION: Eex'e'

GLANDS: NICKEL PLATED BRASS GLANDS WITH PVC SHROUDS, ISO METRIC THREADS , IP-66
CABLE TRAYS: GALVANIZED STEEL WITHOUT COVER

AMBIENT TEMPERATURE: 5 / 55 °C

ALL "PE" CONNECTIONS WILL BE CONNECTED ON A "PE"-BAR
ALL "IE" CONNECTIONS WILL BE CONNECTED ON A "IE"-BAR

COLOUR CODES INTERNAL WIRING

110 VAC / 230 VAC, 50HZ, L	BROWN
110 VAC / 230 VAC, 50HZ, N	BLUE
24VDC +	RED
0 VDC	BLACK
CURRENT LOOPS	PURPLE
VOLT FREE CONTACTS	ORANGE
PROTECTION EARTH	GREEN / YELLOW
INSTRUMENT SAFETY EARTH	GREEN



CLIENT DWG NO.	N/A
EQUIPMENT NO.	20-C-1002, 20-C-7080
EQUIPMENT LOCATION	Iran, Onshore
THIS DRAWING IS OWNED BY AIRPACK, AND SHALL NOT BE PRINTED OR COPIED IN ANY OTHER WAY THAN WITH AIRPACKS PERMISSION!	

SUBJECT Project description	
ADAPTED TO P&ID REVISION	01
CLIENT	Bushehr Petrochemical Company (BUPC)
CLIENT REF.	Bushehr MEG Plant Project
AIRPACK REF.	17811-COM

DRAWN BY	htaher	=
CHECKED BY	RBE	+
LAST MODIFICATION DATE	24-11-2020	CURRENT PAGE
AIRPACK DWG NO.	17811-05	
REVISION	00	
TOTAL PAGE AMOUNT	2	

Table of contents

Page	Page description	Supplementary page field	Date	Edited by
/1	Title page / cover sheet	1	27-5-2016	akesteloo
/2	Project description	2	24-11-2020	htaher
/3	Table of contents : /1 - =COMA+UCP_A/27	3	24-11-2020	htaher
/4	Table of contents : =COMA+UCP_A/28 - =COMB+UCP_B/10	4	24-11-2020	htaher
/5	Table of contents : =COMB+UCP_B/11 - =COMB+LCP_B/1	5	24-11-2020	htaher
/6	Table of contents : =COMB+LCP_B/2 - =COMB+LCP_B/8	6	24-11-2020	htaher
=COMA+UCP_A/1	TERMINAL STRIP DEFINITION	7	24-11-2020	htaher
=COMA+UCP_A/2	POWER SUPPLY	8	23-11-2020	htaher
=COMA+UCP_A/3	EMERGENCY SHUTDOWN	9	24-11-2020	htaher
=COMA+UCP_A/4	SOLENOIDS	10	24-11-2020	htaher
=COMA+UCP_A/5	PLC LAYOUT	11	23-11-2020	htaher
=COMA+UCP_A/6	IO RACK	12	24-11-2020	htaher
=COMA+UCP_A/7	EMPTY PAGE	13	23-11-2020	htaher
=COMA+UCP_A/8	DISPLAY	14	24-11-2020	htaher
=COMA+UCP_A/9	BARRIERS	15	24-11-2020	htaher
=COMA+UCP_A/10	DIGITAL INPUTS	16	23-11-2020	htaher
=COMA+UCP_A/11	DIGITAL INPUTS	17	24-11-2020	htaher
=COMA+UCP_A/12	DIGITAL INPUTS	18	24-11-2020	htaher
=COMA+UCP_A/13	DIGITAL INPUTS	19	23-11-2020	htaher
=COMA+UCP_A/14	ANALOG INPUTS	20	24-11-2020	htaher
=COMA+UCP_A/15	ANALOG INPUTS	21	23-11-2020	htaher
=COMA+UCP_A/16	DIGITAL OUTPUTS	22	24-11-2020	htaher
=COMA+UCP_A/17	DIGITAL OUTPUTS	23	24-11-2020	htaher
=COMA+UCP_A/18	DIGITAL OUTPUTS	24	24-11-2020	htaher
=COMA+UCP_A/19	DIGITAL OUTPUTS	25	24-11-2020	htaher
=COMA+UCP_A/20	PID CONTROLLER	26	24-11-2020	htaher
=COMA+UCP_A/21	SIGNALS TO MCC	27	24-11-2020	htaher
=COMA+UCP_A/22	SIGNALS FROM MCC	28	24-11-2020	htaher
=COMA+UCP_A/23	SIGNALS FROM DCS	29	24-11-2020	htaher
=COMA+UCP_A/24	Terminal diagram =COMA+UCP-X0	30	24-11-2020	htaher
=COMA+UCP_A/25	Terminal diagram =COMA+UCP-X1	31	24-11-2020	htaher
=COMA+UCP_A/26	Terminal diagram =COMA+UCP-X2	32	24-11-2020	htaher
=COMA+UCP_A/27	Terminal diagram =COMA+UCP-X2.1	33	24-11-2020	htaher



CLIENT DWG NO. N/A
 EQUIPMENT NO. 20-C-1002, 20-C-7080
 EQUIPMENT LOCATION Iran, Onshore
 THIS DRAWING IS OWNED BY AIRPACK, AND SHALL NOT BE PRINTED OR COPIED IN ANY OTHER WAY THAN WITH AIRPACKS PERMISSION!

SUBJECT Table of contents : /1 - =COMA+UCP_A/27
 ADAPTED TO P&ID REVISION 01
 CLIENT Bushehr Petrochemical Company (BUPC)
 CLIENT REF. Bushehr MEG Plant Project
 AIRPACK REF. 17811-COM

DRAWN BY htaher
 CHECKED BY RBE
 LAST MODIFICATION DATE 24-11-2020
 AIRPACK DWG NO. 17811-05
 REVISION 00
 TOTAL PAGE AMOUNT 3

=
 +
 CURRENT PAGE
 3

Table of contents

Page	Page description	Supplementary page field	Date	Edited by
=COMA+UCP_A/28	Terminal diagram =COMA+UCP-X4	34	24-11-2020	htaher
=COMA+UCP_A/29	Terminal diagram =COMA+UCP-X5	35	24-11-2020	htaher
=COMA+UCP_A/30	Terminal diagram =COMA+UCP-X8	36	24-11-2020	htaher
=COMA+UCP_A/31	Terminal diagram =COMA+UCP-X9	37	24-11-2020	htaher
=COMA+UCP_A/32	Terminal diagram =COMA+UCP-X11	38	24-11-2020	htaher
=COMA+JB_DIG_A/1	TERMINAL STRIP DEFINITION	39	19-11-2020	htaher
=COMA+JB_DIG_A/2	CONNECTION SOLENOIDS	40	24-11-2020	htaher
=COMA+JB_DIG_A/3	Terminal diagram =COMA+JB_DIG_A-X1	41	23-11-2020	htaher
=COMA+JB_ANLG_A/1	TERMINAL STRIP DEFINITION	42	19-11-2020	htaher
=COMA+JB_ANLG_A/2	CONNECTION TRANSMITTERS	43	24-11-2020	htaher
=COMA+JB_ANLG_A/3	CONNECTION TRANSMITTERS	44	24-11-2020	htaher
=COMA+JB_ANLG_A/4	CONNECTION CONTROL VALVE	45	23-11-2020	htaher
=COMA+JB_ANLG_A/5	Terminal diagram =COMA+JB_ANLG_A-X2	46	23-11-2020	htaher
=COMA+JB_ANLG_A/6	Terminal diagram =COMA+JB_ANLG_A-X2	47	23-11-2020	htaher
=COMA+JB_ANLG_A/7	Terminal diagram =COMA+JB_ANLG_A-X2.1	48	23-11-2020	htaher
=COMA+LCP_A/1	TERMINAL STRIP DEFINITION	49	19-11-2020	htaher
=COMA+LCP_A/2	CONNECTION PUSHBUTTONS	50	23-11-2020	htaher
=COMA+LCP_A/3	CONNECTION LAMPS	51	23-11-2020	htaher
=COMA+LCP_A/4	CONNECTION ESD BUTTON	52	23-11-2020	htaher
=COMA+LCP_A/5	CONNECTION AMPEREMETER	53	20-11-2020	htaher
=COMA+LCP_A/6	Terminal diagram =COMA+LCP_A-X5	54	23-11-2020	htaher
=COMA+LCP_A/7	Terminal diagram =COMA+LCP_A-X9	55	23-11-2020	htaher
=COMA+LCP_A/8	Terminal diagram =COMA+LCP_A-X10	56	20-11-2020	htaher
=COMB+UCP_B/1	TERMINAL STRIP DEFINITION	57	24-11-2020	htaher
=COMB+UCP_B/2	POWER SUPPLY	58	23-11-2020	htaher
=COMB+UCP_B/3	EMERGENCY SHUTDOWN	59	24-11-2020	htaher
=COMB+UCP_B/4	SOLENOIDS	60	24-11-2020	htaher
=COMB+UCP_B/5	PLC LAYOUT	61	23-11-2020	htaher
=COMB+UCP_B/6	IO RACK	62	24-11-2020	htaher
=COMB+UCP_B/7	EMPTY PAGE	63	23-11-2020	htaher
=COMB+UCP_B/8	DISPLAY	64	24-11-2020	htaher
=COMB+UCP_B/9	BARRIERS	65	24-11-2020	htaher
=COMB+UCP_B/10	DIGITAL INPUTS	66	23-11-2020	htaher



CLIENT DWG NO. N/A
 EQUIPMENT NO. 20-C-1002, 20-C-7080
 EQUIPMENT LOCATION Iran, Onshore
 THIS DRAWING IS OWNED BY AIRPACK, AND SHALL NOT BE PRINTED OR COPIED IN ANY OTHER WAY THAN WITH AIRPACKS PERMISSION!

SUBJECT
 Table of contents : =COMA+UCP_A/28 - =COMB+UCP_B/10
 ADAPTED TO P&ID REVISION 01
 CLIENT Bushehr Petrochemical Company (BUPC)
 CLIENT REF. Bushehr MEG Plant Project
 AIRPACK REF. 17811-COM

DRAWN BY htaher
 CHECKED BY RBE
 LAST MODIFICATION DATE 24-11-2020
 AIRPACK DWG NO. 17811-05
 REVISION 00
 TOTAL PAGE AMOUNT 4

=
 +
 CURRENT PAGE
 4

Table of contents

Page	Page description	Supplementary page field	Date	Edited by
=COMB+UCP_B/11	DIGITAL INPUTS	67	23-11-2020	htaher
=COMB+UCP_B/12	DIGITAL INPUTS	68	24-11-2020	htaher
=COMB+UCP_B/13	DIGITAL INPUTS	69	23-11-2020	htaher
=COMB+UCP_B/14	ANALOG INPUTS	70	24-11-2020	htaher
=COMB+UCP_B/15	ANALOG INPUTS	71	23-11-2020	htaher
=COMB+UCP_B/16	DIGITAL OUTPUTS	72	24-11-2020	htaher
=COMB+UCP_B/17	DIGITAL OUTPUTS	73	24-11-2020	htaher
=COMB+UCP_B/18	DIGITAL OUTPUTS	74	24-11-2020	htaher
=COMB+UCP_B/19	DIGITAL OUTPUTS	75	24-11-2020	htaher
=COMB+UCP_B/20	PID CONTROLLER	76	24-11-2020	htaher
=COMB+UCP_B/21	SIGNALS TO MCC	77	24-11-2020	htaher
=COMB+UCP_B/22	SIGNALS FROM MCC	78	24-11-2020	htaher
=COMB+UCP_B/23	SIGNALS FROM DCS	79	24-11-2020	htaher
=COMB+UCP_B/24	Terminal diagram =COMB+UCP-X0	80	24-11-2020	htaher
=COMB+UCP_B/25	Terminal diagram =COMB+UCP-X1	81	24-11-2020	htaher
=COMB+UCP_B/26	Terminal diagram =COMB+UCP-X2	82	24-11-2020	htaher
=COMB+UCP_B/27	Terminal diagram =COMB+UCP-X2.1	83	24-11-2020	htaher
=COMB+UCP_B/28	Terminal diagram =COMB+UCP-X4	84	24-11-2020	htaher
=COMB+UCP_B/29	Terminal diagram =COMB+UCP-X5	85	24-11-2020	htaher
=COMB+UCP_B/30	Terminal diagram =COMB+UCP-X8	86	24-11-2020	htaher
=COMB+UCP_B/31	Terminal diagram =COMB+UCP-X9	87	24-11-2020	htaher
=COMB+UCP_B/32	Terminal diagram =COMA+UCP-X11	88	24-11-2020	htaher
=COMB+JB_DIG_B/1	TERMINAL STRIP DEFINITION	89	19-11-2020	htaher
=COMB+JB_DIG_B/2	CONNECTION SOLENOIDS	90	24-11-2020	htaher
=COMB+JB_DIG_B/3	Terminal diagram =COMB+JB_DIG_B-X1	91	23-11-2020	htaher
=COMB+JB_ANLG_B/1	TERMINAL STRIP DEFINITION	92	19-11-2020	htaher
=COMB+JB_ANLG_B/2	CONNECTION TRANSMITTERS	93	24-11-2020	htaher
=COMB+JB_ANLG_B/3	CONNECTION TRANSMITTERS	94	24-11-2020	htaher
=COMB+JB_ANLG_B/4	CONNECTION CONTROL VALVE	95	24-11-2020	htaher
=COMB+JB_ANLG_B/5	Terminal diagram =COMB+JB_ANLG_B-X2	96	23-11-2020	htaher
=COMB+JB_ANLG_B/6	Terminal diagram =COMB+JB_ANLG_B-X2	97	23-11-2020	htaher
=COMB+JB_ANLG_B/7	Terminal diagram =COMB+JB_ANLG_B-X2.1	98	23-11-2020	htaher
=COMB+LCP_B/1	TERMINAL STRIP DEFINITION	99	19-11-2020	htaher



CLIENT DWG NO. N/A
 EQUIPMENT NO. 20-C-1002, 20-C-7080
 EQUIPMENT LOCATION Iran, Onshore
 THIS DRAWING IS OWNED BY AIRPACK, AND SHALL NOT BE PRINTED OR COPIED IN ANY OTHER WAY THAN WITH AIRPACKS PERMISSION!

SUBJECT
 Table of contents : =COMB+UCP_B/11 - =COMB+LCP_B/1
 ADAPTED TO P&ID REVISION 01
 CLIENT Bushehr Petrochemical Company (BUPC)
 CLIENT REF. Bushehr MEG Plant Project
 AIRPACK REF. 17811-COM

DRAWN BY htaher
 CHECKED BY RBE
 LAST MODIFICATION DATE 24-11-2020
 AIRPACK DWG NO. 17811-05
 REVISION 00
 TOTAL PAGE AMOUNT 5

=
 +
 CURRENT PAGE
 5

TERMINAL STRIP DEFINITION

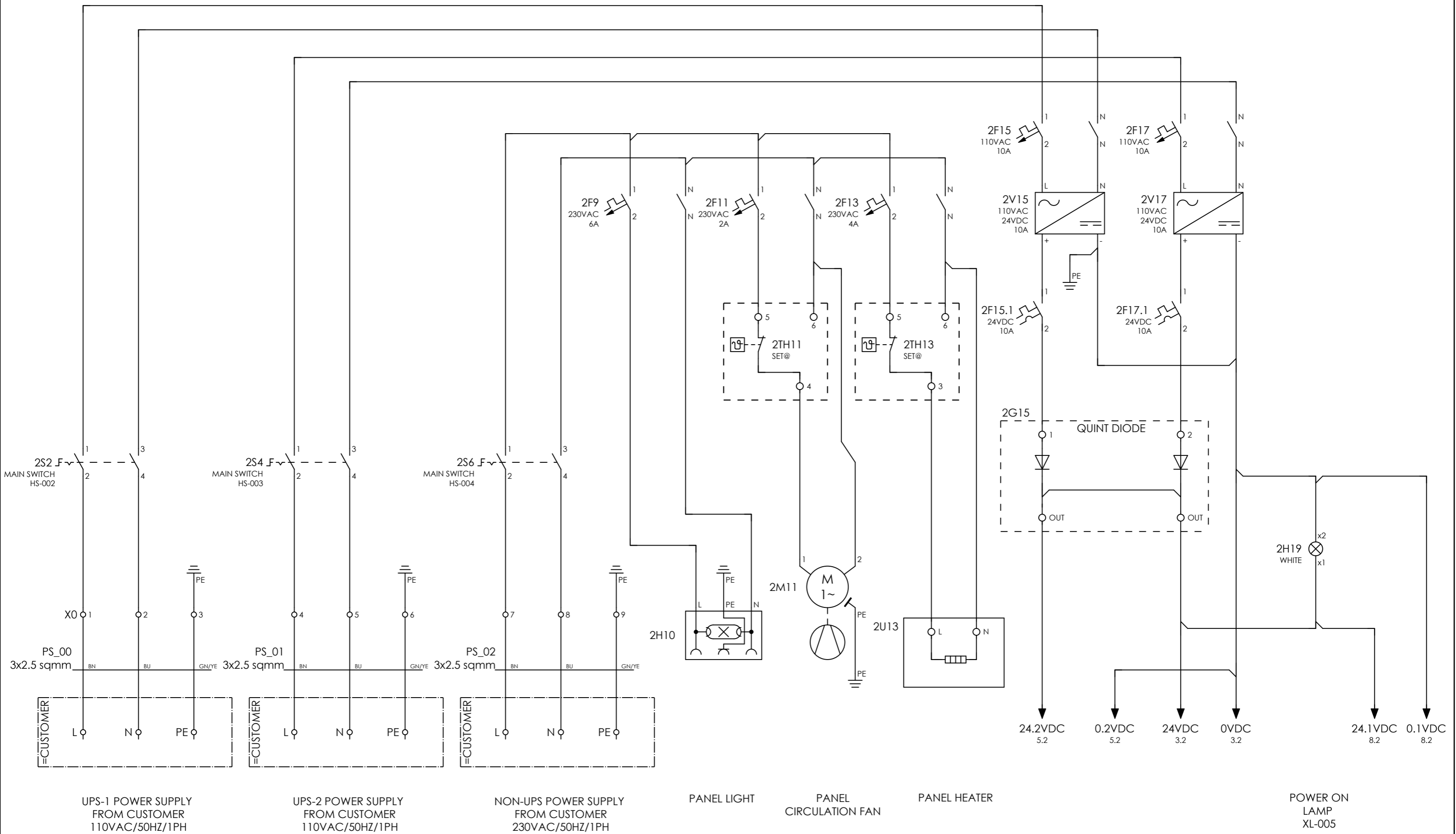
- X0 = POWER SUPPLY 110VAC / 230VAC FROM CUSTOMER
- X1 = SOLENOIDS
- X2 = ANALOGUE INPUTS
- X2.1 = ANALOGUE OUTPUTS
- X4 = SERIAL COMMUNICATION RS-485 TO CUSTOMER
- X5 = CONNECTION PUSHBUTTONS / LAMPS
- X8 = SIGNALS TO / FROM MCC
- X9 = EMERGENCY SHUTDOWN
- X11 = SIGNALS FROM DCS



CLIENT DWG NO.	N/A
EQUIPMENT NO.	20-C-1002, 20-C-7080
EQUIPMENT LOCATION	Iran, Onshore
THIS DRAWING IS OWNED BY AIRPACK, AND SHALL NOT BE PRINTED OR COPIED IN ANY OTHER WAY THAN WITH AIRPACKS PERMISSION!	

SUBJECT TERMINAL STRIP DEFINITION	
ADAPTED TO P&ID REVISION	01
CLIENT	Bushehr Petrochemical Company (BUPC)
CLIENT REF.	Bushehr MEG Plant Project
AIRPACK REF.	17811-COM

DRAWN BY	htaheer	= COMA
CHECKED BY	RBE	+ UCP_A
LAST MODIFICATION DATE	24-11-2020	CURRENT PAGE
AIRPACK DWG NO.	17811-05	
REVISION	00	
TOTAL PAGE AMOUNT	7	



UPS-1 POWER SUPPLY FROM CUSTOMER 110VAC/50HZ/1PH

UPS-2 POWER SUPPLY FROM CUSTOMER 110VAC/50HZ/1PH

NON-UPS POWER SUPPLY FROM CUSTOMER 230VAC/50HZ/1PH

PANEL LIGHT

PANEL CIRCULATION FAN

PANEL HEATER

POWER ON LAMP XL-005

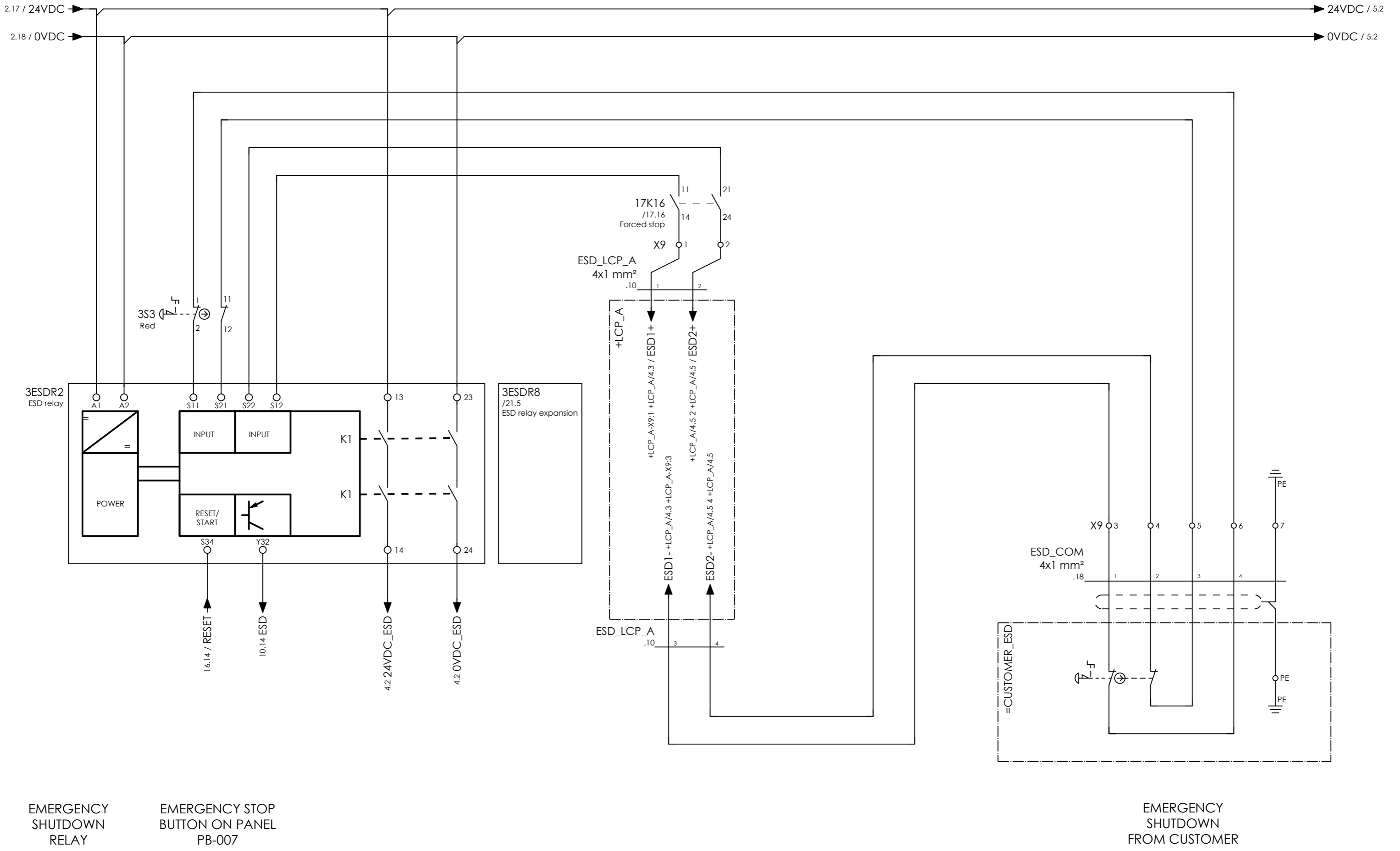


CLIENT DWG NO.	N/A
EQUIPMENT NO.	20-C-1002, 20-C-7080
EQUIPMENT LOCATION	Iran, Onshore
THIS DRAWING IS OWNED BY AIRPACK, AND SHALL NOT BE PRINTED OR COPIED IN ANY OTHER WAY THAN WITH AIRPACKS PERMISSION!	

SUBJECT POWER SUPPLY	
ADAPTED TO P&ID REVISION	01
CLIENT	Bushehr Petrochemical Company (BUPC)
CLIENT REF.	Bushehr MEG Plant Project
AIRPACK REF.	17811-COM

DRAWN BY	htaher
CHECKED BY	RBE
LAST MODIFICATION DATE	24-11-2020
AIRPACK DWG NO.	17811-05
REVISION	00
TOTAL PAGE AMOUNT	8

= COMA
+ UCP_A
CURRENT PAGE



EMERGENCY SHUTDOWN RELAY

EMERGENCY STOP BUTTON ON PANEL PB-007

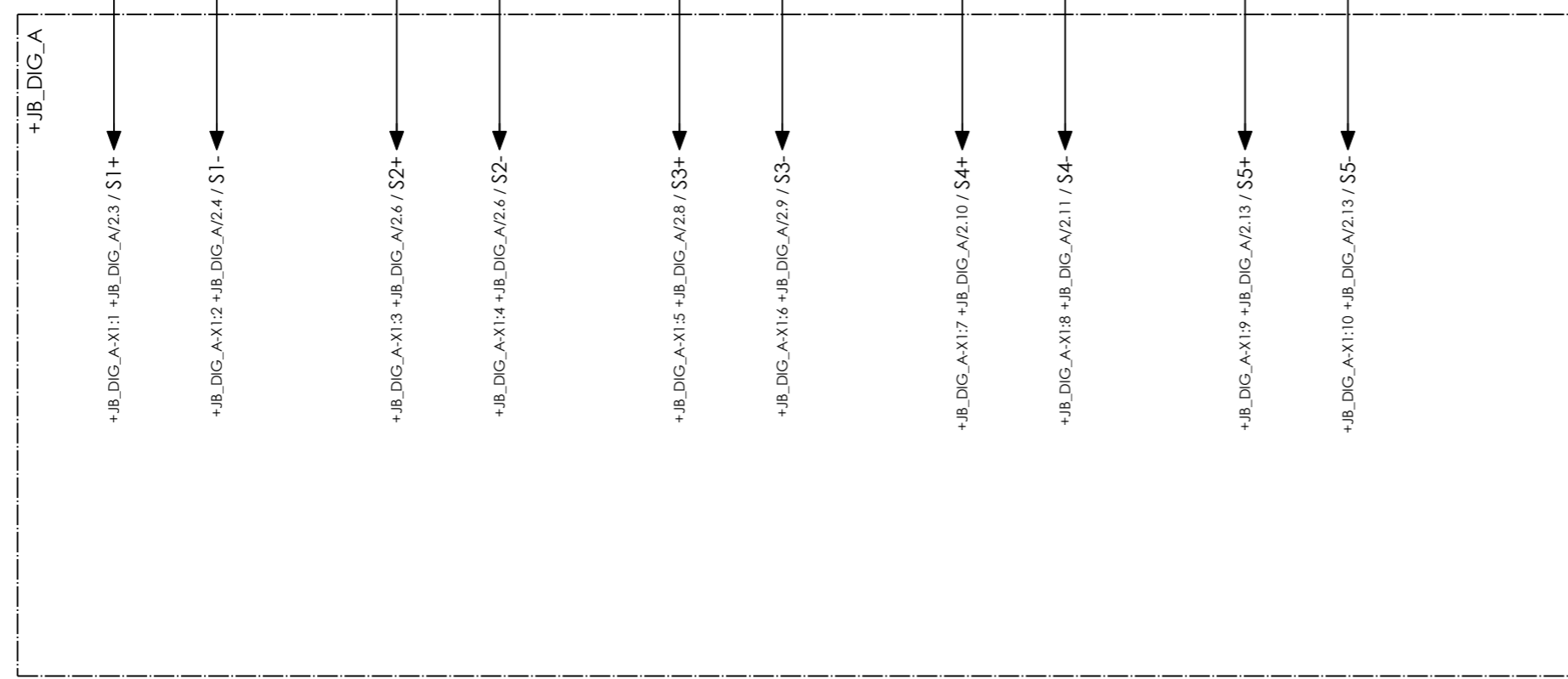
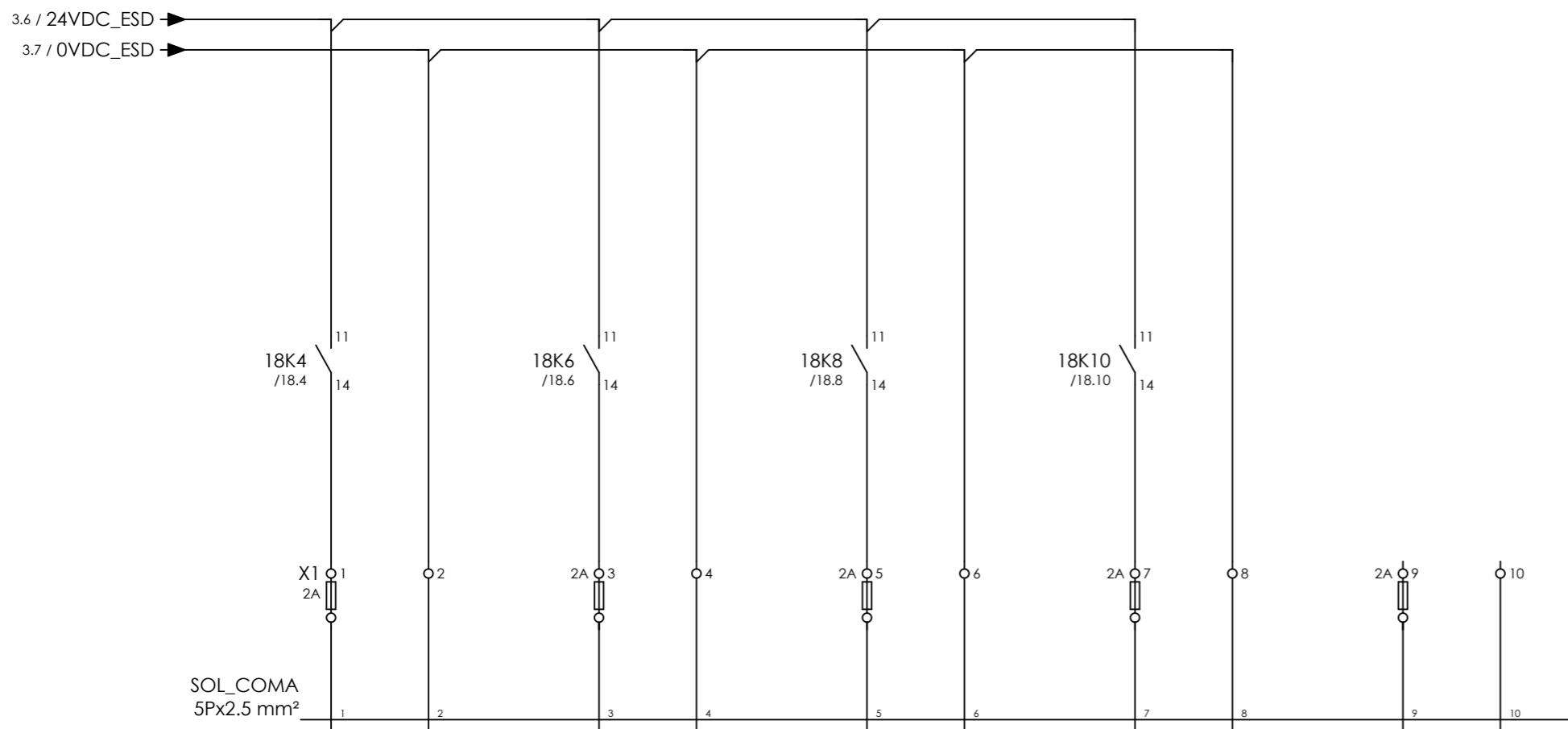
EMERGENCY SHUTDOWN FROM CUSTOMER



CLIENT DWG NO.	N/A
EQUIPMENT NO.	20-C-1002, 20-C-7080
EQUIPMENT LOCATION	Iran, Onshore
THIS DRAWING IS OWNED BY AIRPACK, AND SHALL NOT BE PRINTED OR COPIED IN ANY OTHER WAY THAN WITH AIRPACKS PERMISSION!	

SUBJECT EMERGENCY SHUTDOWN	
ADAPTED TO P&ID REVISION	01
CLIENT	Bushehr Petrochemical Company (BUPC)
CLIENT REF.	Bushehr MEG Plant Project
AIRPACK REF.	17811-COM

DRAWN BY	htaher	= COMA
CHECKED BY	RBE	+ UCP_A
LAST MODIFICATION DATE	24-11-2020	CURRENT PAGE
AIRPACK DWG NO.	17811-05	
REVISION	00	
TOTAL PAGE AMOUNT	9	



COMPRESSOR A INLET SOLENOID VALVE XY-002A
COMPRESSOR A COOLING WATER INLET SOLENOID VALVE XY-002A
SPARE
SPARE
SPARE

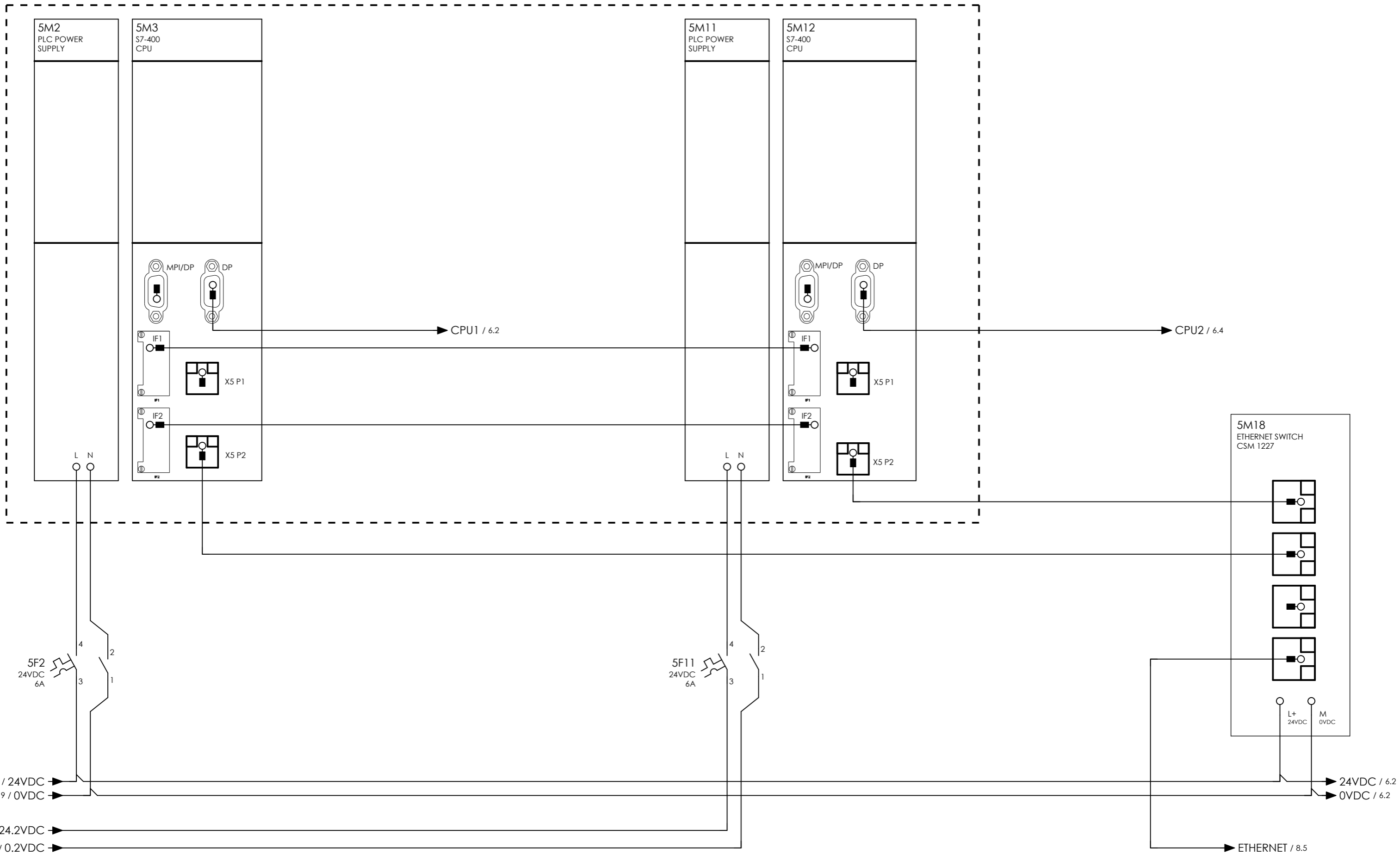


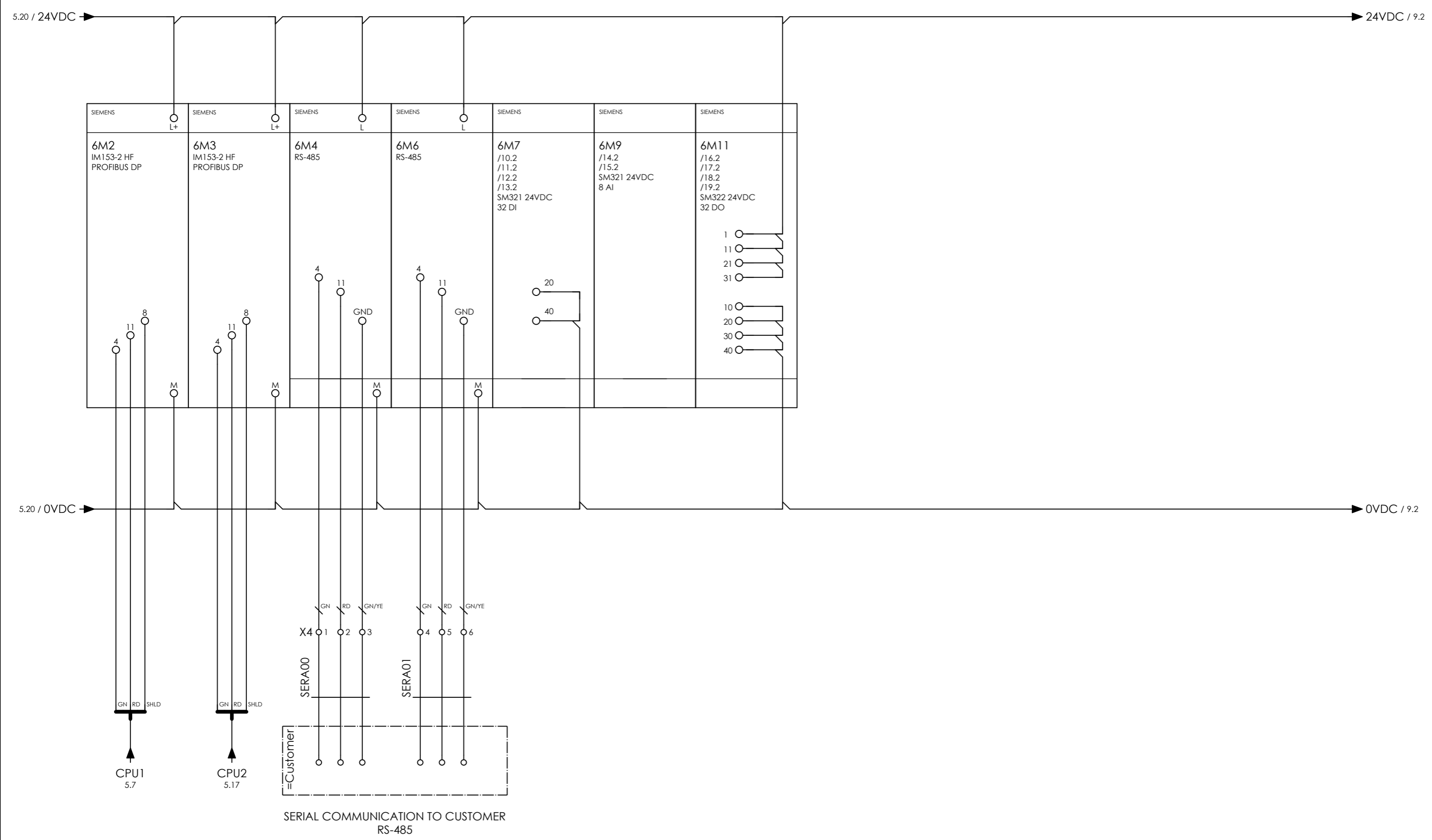
CLIENT DWG NO.	N/A
EQUIPMENT NO.	20-C-1002, 20-C-7080
EQUIPMENT LOCATION	Iran, Onshore
THIS DRAWING IS OWNED BY AIRPACK, AND SHALL NOT BE PRINTED OR COPIED IN ANY OTHER WAY THAN WITH AIRPACKS PERMISSION!	

SUBJECT SOLENOIDS	
ADAPTED TO P&ID REVISION	01
CLIENT	Bushehr Petrochemical Company (BUPC)
CLIENT REF.	Bushehr MEG Plant Project
AIRPACK REF.	17811-COM

DRAWN BY	htaher
CHECKED BY	RBE
LAST MODIFICATION DATE	24-11-2020
AIRPACK DWG NO.	17811-05
REVISION	00
TOTAL PAGE AMOUNT	10

= COMA
+ UCP_A
CURRENT PAGE





CLIENT DWG NO.	N/A
EQUIPMENT NO.	20-C-1002, 20-C-7080
EQUIPMENT LOCATION	Iran, Onshore
THIS DRAWING IS OWNED BY AIRPACK, AND SHALL NOT BE PRINTED OR COPIED IN ANY OTHER WAY THAN WITH AIRPACKS PERMISSION!	

SUBJECT IO RACK	
ADAPTED TO P&ID REVISION	01
CLIENT	Bushehr Petrochemical Company (BUPC)
CLIENT REF.	Bushehr MEG Plant Project
AIRPACK REF.	17811-COM

DRAWN BY	htaher
CHECKED BY	RBE
LAST MODIFICATION DATE	24-11-2020
AIRPACK DWG NO.	17811-05
REVISION	00
TOTAL PAGE AMOUNT	12

= COMA
+ UCP_A
CURRENT PAGE

THIS PAGE INTENTIONALLY LEFT BLANK



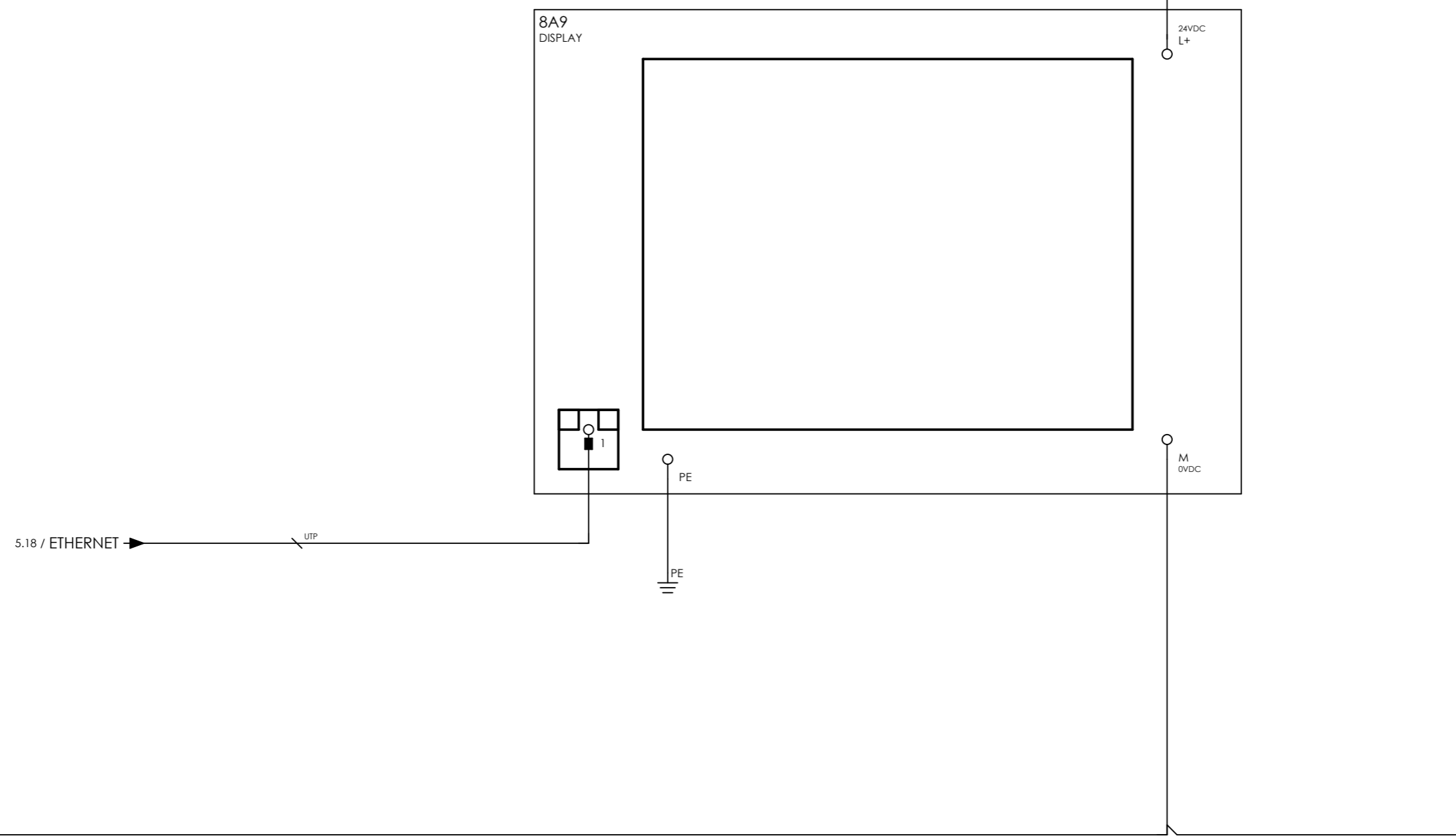
CLIENT DWG NO.	N/A
EQUIPMENT NO.	20-C-1002, 20-C-7080
EQUIPMENT LOCATION	Iran, Onshore
THIS DRAWING IS OWNED BY AIRPACK, AND SHALL NOT BE PRINTED OR COPIED IN ANY OTHER WAY THAN WITH AIRPACKS PERMISSION!	

SUBJECT EMPTY PAGE	
ADAPTED TO P&ID REVISION	01
CLIENT	Bushehr Petrochemical Company (BUPC)
CLIENT REF.	Bushehr MEG Plant Project
AIRPACK REF.	17811-COM

DRAWN BY	htaheh
CHECKED BY	RBE
LAST MODIFICATION DATE	24-11-2020
AIRPACK DWG NO.	17811-05
REVISION	00
TOTAL PAGE AMOUNT	13

= COMA
+ UCP_A
CURRENT PAGE

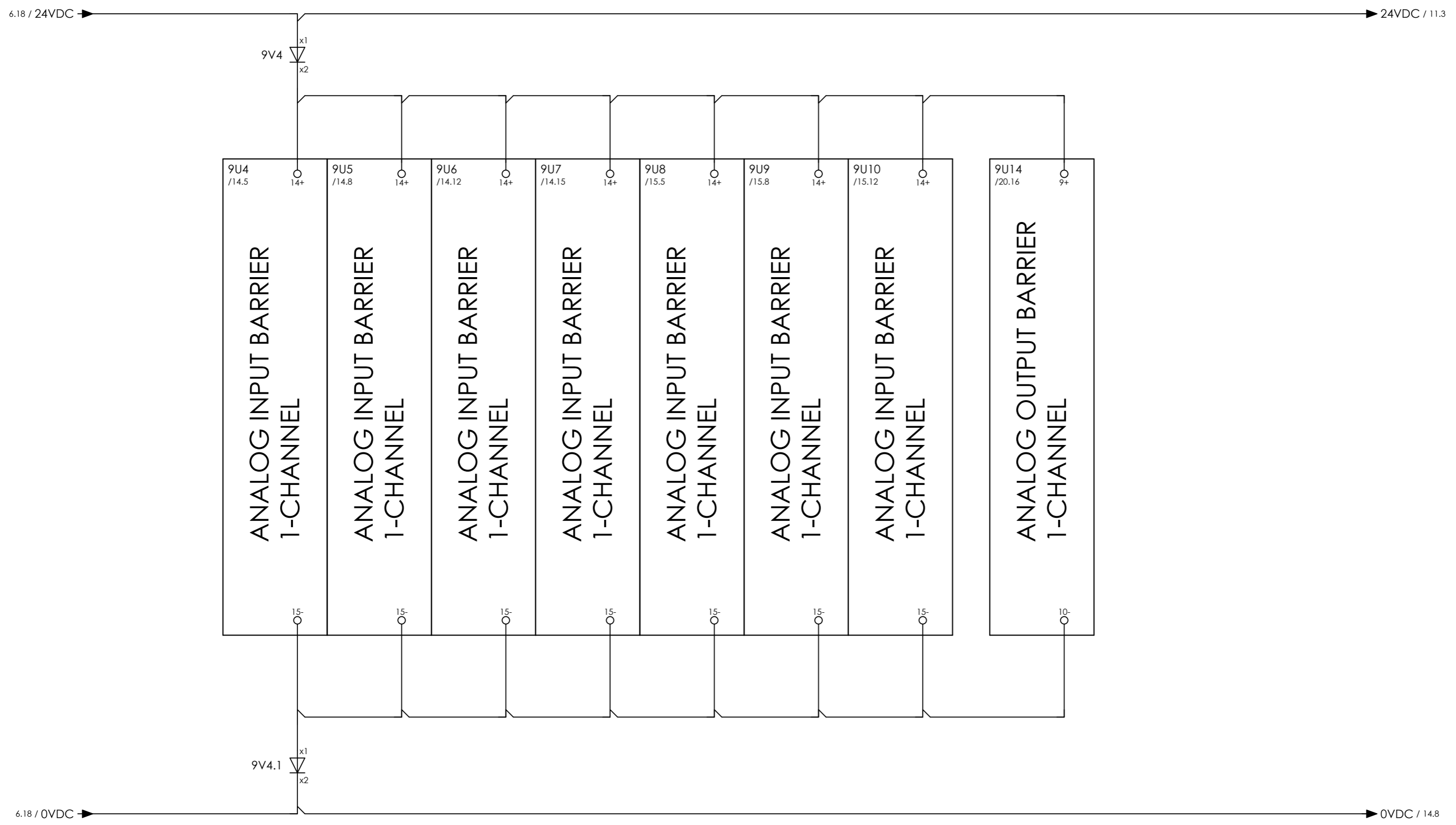
2.19 / 24.1VDC → 24.1VDC / 10.3



CLIENT DWG NO.	N/A
EQUIPMENT NO.	20-C-1002, 20-C-7080
EQUIPMENT LOCATION	Iran, Onshore
THIS DRAWING IS OWNED BY AIRPACK, AND SHALL NOT BE PRINTED OR COPIED IN ANY OTHER WAY THAN WITH AIRPACKS PERMISSION!	

SUBJECT DISPLAY		DRAWN BY	htaher	= COMA
ADAPTED TO P&ID REVISION		CHECKED BY	RBE	+ UCP_A
01	CLIENT	LAST MODIFICATION DATE	24-11-2020	CURRENT PAGE
01	Bushehr Petrochemical Company (BUPC)	AIRPACK DWG NO.	17811-05	
01	CLIENT REF.	REVISION	00	
01	Bushehr MEG Plant Project	TOTAL PAGE AMOUNT	14	
01	AIRPACK REF.	17811-COM		

DRAWN BY	htaher	= COMA
CHECKED BY	RBE	+ UCP_A
LAST MODIFICATION DATE	24-11-2020	CURRENT PAGE
AIRPACK DWG NO.	17811-05	
REVISION	00	
TOTAL PAGE AMOUNT	14	



CLIENT DWG NO.	N/A
EQUIPMENT NO.	20-C-1002, 20-C-7080
EQUIPMENT LOCATION	Iran, Onshore

SUBJECT BARRIERS	
ADAPTED TO P&ID REVISION	01
CLIENT	Bushehr Petrochemical Company (BUPC)
CLIENT REF.	Bushehr MEG Plant Project
AIRPACK REF.	17811-COM

DRAWN BY	htaher	= COMA
CHECKED BY	RBE	+ UCP_A
LAST MODIFICATION DATE	24-11-2020	CURRENT PAGE
AIRPACK DWG NO.	17811-05	
REVISION	00	
TOTAL PAGE AMOUNT	15	

THIS DRAWING IS OWNED BY AIRPACK, AND SHALL NOT BE PRINTED OR COPIED IN ANY OTHER WAY THAN WITH AIRPACKS PERMISSION!

8.19 / 24.1VDC → 24.1VDC /

10S4 E
GREEN

10S6 E
RED

10S8 E
BLACK

10S10 E
BLACK

10S12 E
BLACK

ESD / 3.4

6M7
16.7

16.0

16.1

16.2

16.3

16.4

16.5

16.6

16.7

COMPRESSOR A
START
PB-005

COMPRESSOR A
STOP
PB-006

COMPRESSOR A
LAMPTEST
PB-008

COMPRESSOR A
ACCEPT
PB-009

COMPRESSOR A
RESET
PB-010

ESD
ENGAGED

SPARE


SPARE



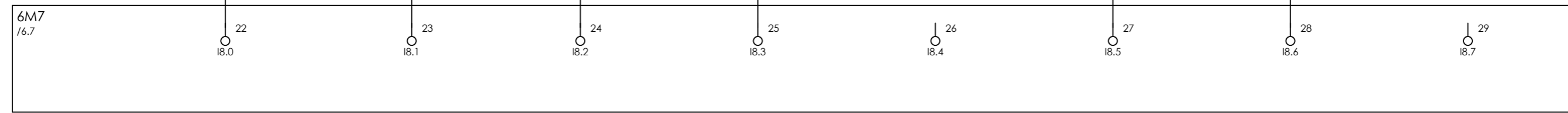
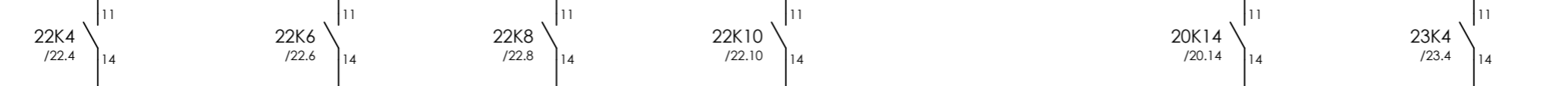
CLIENT DWG NO.	N/A
EQUIPMENT NO.	20-C-1002, 20-C-7080
EQUIPMENT LOCATION	Iran, Onshore
THIS DRAWING IS OWNED BY AIRPACK, AND SHALL NOT BE PRINTED OR COPIED IN ANY OTHER WAY THAN WITH AIRPACKS PERMISSION!	

SUBJECT DIGITAL INPUTS	
ADAPTED TO P&ID REVISION	01
CLIENT	Bushehr Petrochemical Company (BUPC)
CLIENT REF.	Bushehr MEG Plant Project
AIRPACK REF.	17811-COM

DRAWN BY	htaher	= COMA
CHECKED BY	RBE	+ UCP_A
LAST MODIFICATION DATE	24-11-2020	CURRENT PAGE
AIRPACK DWG NO.	17811-05	
REVISION	00	
TOTAL PAGE AMOUNT	16	



11.19 / 24VDC → 24VDC / 14.8



COMPRESSOR A MAIN MOTOR 20-M-1002 RUNNING COMPRESSOR A MAIN MOTOR 20-M-1002 FAULT SPARE SPARE SPARE COMPRESSOR A PID CONTROL ALARM TIME SYNCHRONIZATION SPARE

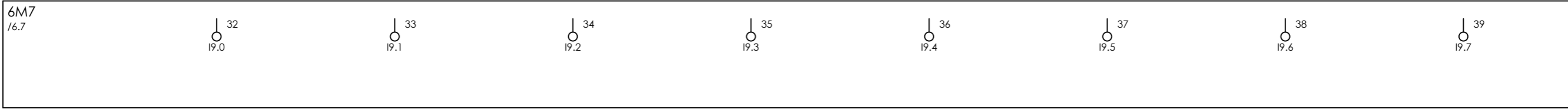


CLIENT DWG NO.	N/A
EQUIPMENT NO.	20-C-1002, 20-C-7080
EQUIPMENT LOCATION	Iran, Onshore
THIS DRAWING IS OWNED BY AIRPACK, AND SHALL NOT BE PRINTED OR COPIED IN ANY OTHER WAY THAN WITH AIRPACKS PERMISSION!	

SUBJECT DIGITAL INPUTS	
ADAPTED TO P&ID REVISION	01
CLIENT	Bushehr Petrochemical Company (BUPC)
CLIENT REF.	Bushehr MEG Plant Project
AIRPACK REF.	17811-COM

DRAWN BY	htaher
CHECKED BY	RBE
LAST MODIFICATION DATE	24-11-2020
AIRPACK DWG NO.	17811-05
REVISION	00
TOTAL PAGE AMOUNT	18

= COMA
+ UCP_A
CURRENT PAGE



SPARE SPARE SPARE SPARE SPARE SPARE SPARE SPARE



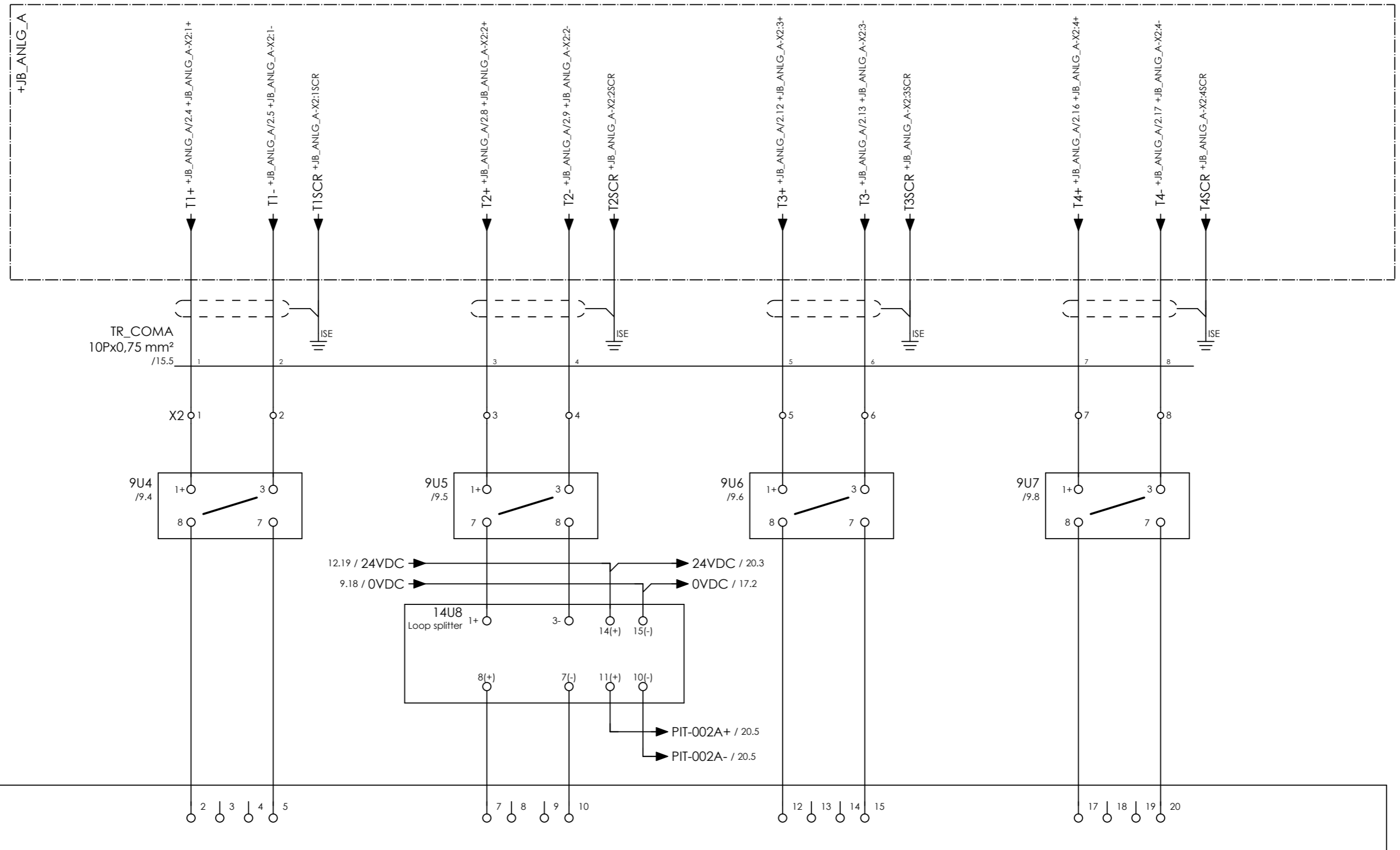
CLIENT DWG NO.	N/A
EQUIPMENT NO.	20-C-1002, 20-C-7080
EQUIPMENT LOCATION	Iran, Onshore

THIS DRAWING IS OWNED BY AIRPACK, AND SHALL NOT BE PRINTED OR COPIED IN ANY OTHER WAY THAN WITH AIRPACKS PERMISSION!

SUBJECT DIGITAL INPUTS	
ADAPTED TO P&ID REVISION	01
CLIENT	Bushehr Petrochemical Company (BUPC)
CLIENT REF.	Bushehr MEG Plant Project
AIRPACK REF.	17811-COM

DRAWN BY	htaher
CHECKED BY	RBE
LAST MODIFICATION DATE	24-11-2020
AIRPACK DWG NO.	17811-05
REVISION	00
TOTAL PAGE AMOUNT	19

= COMA
+ UCP_A
CURRENT PAGE



COMPRESSOR A
INLET PRESSURE
PIT-001A

COMPRESSOR A
OUTLET PRESSURE
PIT-002A

COMPRESSOR A
OIL SYSTEM PRESSURE
PIT-003A

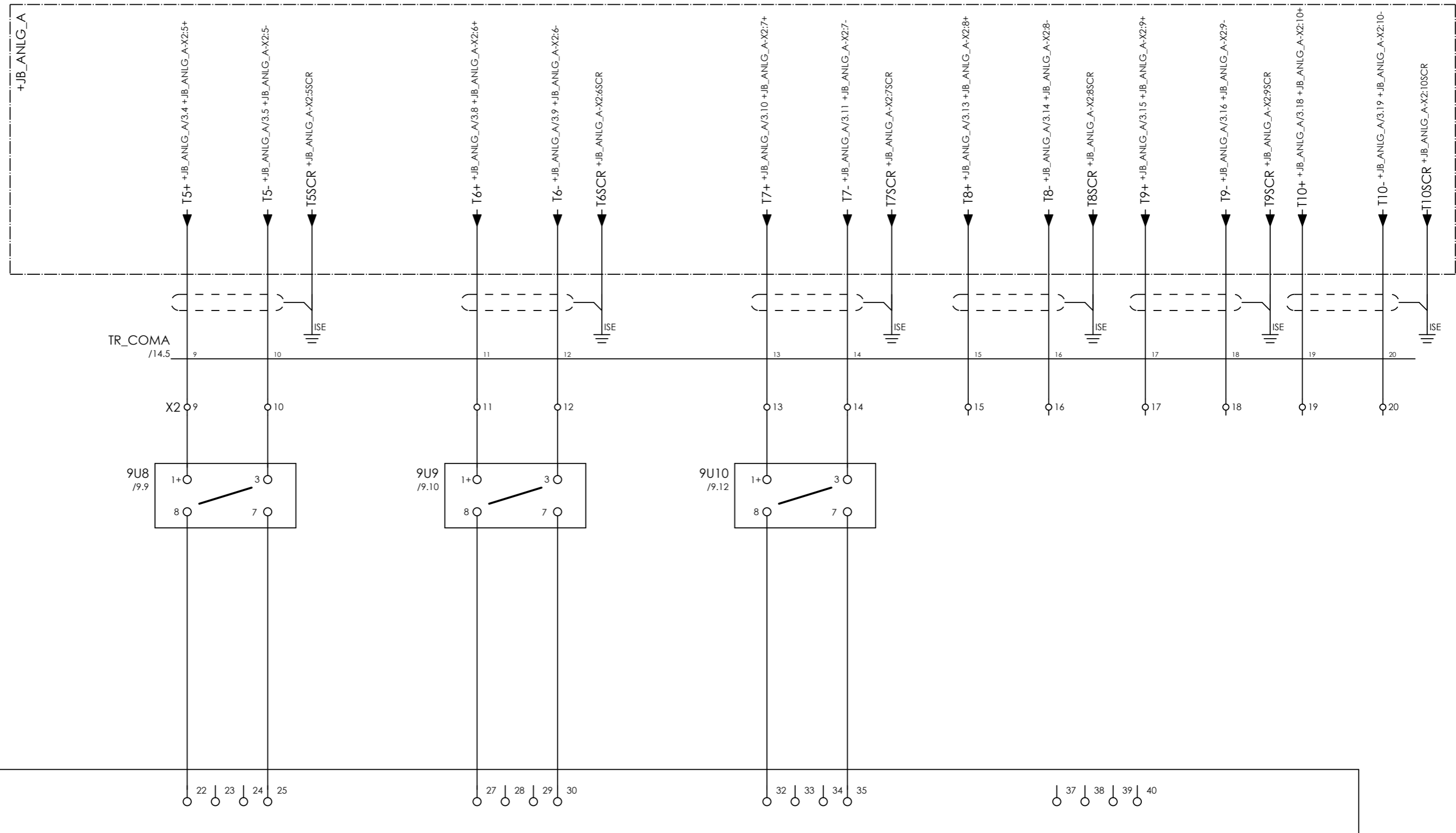
COMPRESSOR A
INLET TEMPERATURE
TIT-001A



CLIENT DWG NO.	N/A
EQUIPMENT NO.	20-C-1002, 20-C-7080
EQUIPMENT LOCATION	Iran, Onshore
THIS DRAWING IS OWNED BY AIRPACK, AND SHALL NOT BE PRINTED OR COPIED IN ANY OTHER WAY THAN WITH AIRPACKS PERMISSION!	

SUBJECT ANALOG INPUTS	
ADAPTED TO P&ID REVISION	01
CLIENT	Bushehr Petrochemical Company (BUPC)
CLIENT REF.	Bushehr MEG Plant Project
AIRPACK REF.	17811-COM

DRAWN BY	htaher	= COMA
CHECKED BY	RBE	+ UCP_A
LAST MODIFICATION DATE	24-11-2020	CURRENT PAGE
AIRPACK DWG NO.	17811-05	
REVISION	00	
TOTAL PAGE AMOUNT	20	



COMPRESSOR A
UPSTREAM AFTER COOLER TEMPERATURE
TIT-002A

SPARE

SPARE


SPARE



CLIENT DWG NO.	N/A
EQUIPMENT NO.	20-C-1002, 20-C-7080
EQUIPMENT LOCATION	Iran, Onshore
THIS DRAWING IS OWNED BY AIRPACK, AND SHALL NOT BE PRINTED OR COPIED IN ANY OTHER WAY THAN WITH AIRPACKS PERMISSION!	

SUBJECT ANALOG INPUTS	
ADAPTED TO P&ID REVISION	01
CLIENT	Bushehr Petrochemical Company (BUPC)
CLIENT REF.	Bushehr MEG Plant Project
AIRPACK REF.	17811-COM

DRAWN BY	htaher	= COMA
CHECKED BY	RBE	+ UCP_A
LAST MODIFICATION DATE	24-11-2020	CURRENT PAGE
AIRPACK DWG NO.	17811-05	
REVISION	00	
TOTAL PAGE AMOUNT	21	



16H4
GREEN



16H6
GREEN



16H8
AMBER



16H10
RED



16V12



3.4 RESET

8.19 / 0.1VDC →

COMPRESSOR A
OPERATIONAL
XL-006

COMPRESSOR A
RUNNING
XL-007

COMPRESSOR A
COMMON ALARM
XL-008

COMPRESSOR A
COMMON TRIP
XL-009

COMPRESSOR A
HOURMETER
HM-001

RESET
ESD RELAY

SPARE

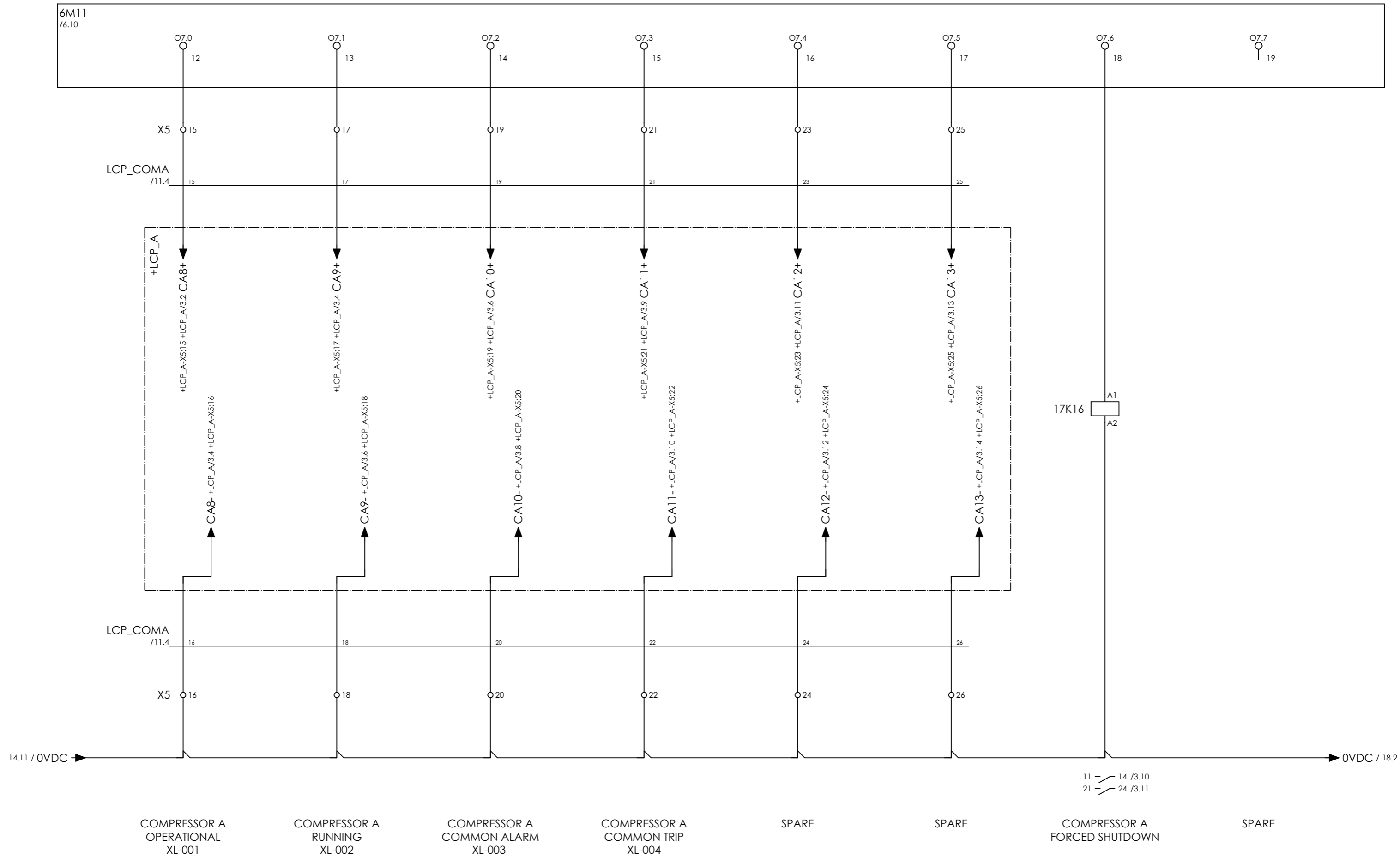
SPARE



CLIENT DWG NO.	N/A
EQUIPMENT NO.	20-C-1002, 20-C-7080
EQUIPMENT LOCATION	Iran, Onshore
THIS DRAWING IS OWNED BY AIRPACK, AND SHALL NOT BE PRINTED OR COPIED IN ANY OTHER WAY THAN WITH AIRPACKS PERMISSION!	

SUBJECT DIGITAL OUTPUTS	
ADAPTED TO P&ID REVISION	01
CLIENT	Bushehr Petrochemical Company (BUPC)
CLIENT REF.	Bushehr MEG Plant Project
AIRPACK REF.	17811-COM

DRAWN BY	htaher	= COMA
CHECKED BY	RBE	+ UCP_A
LAST MODIFICATION DATE	24-11-2020	CURRENT PAGE
AIRPACK DWG NO.	17811-05	
REVISION	00	
TOTAL PAGE AMOUNT	22	



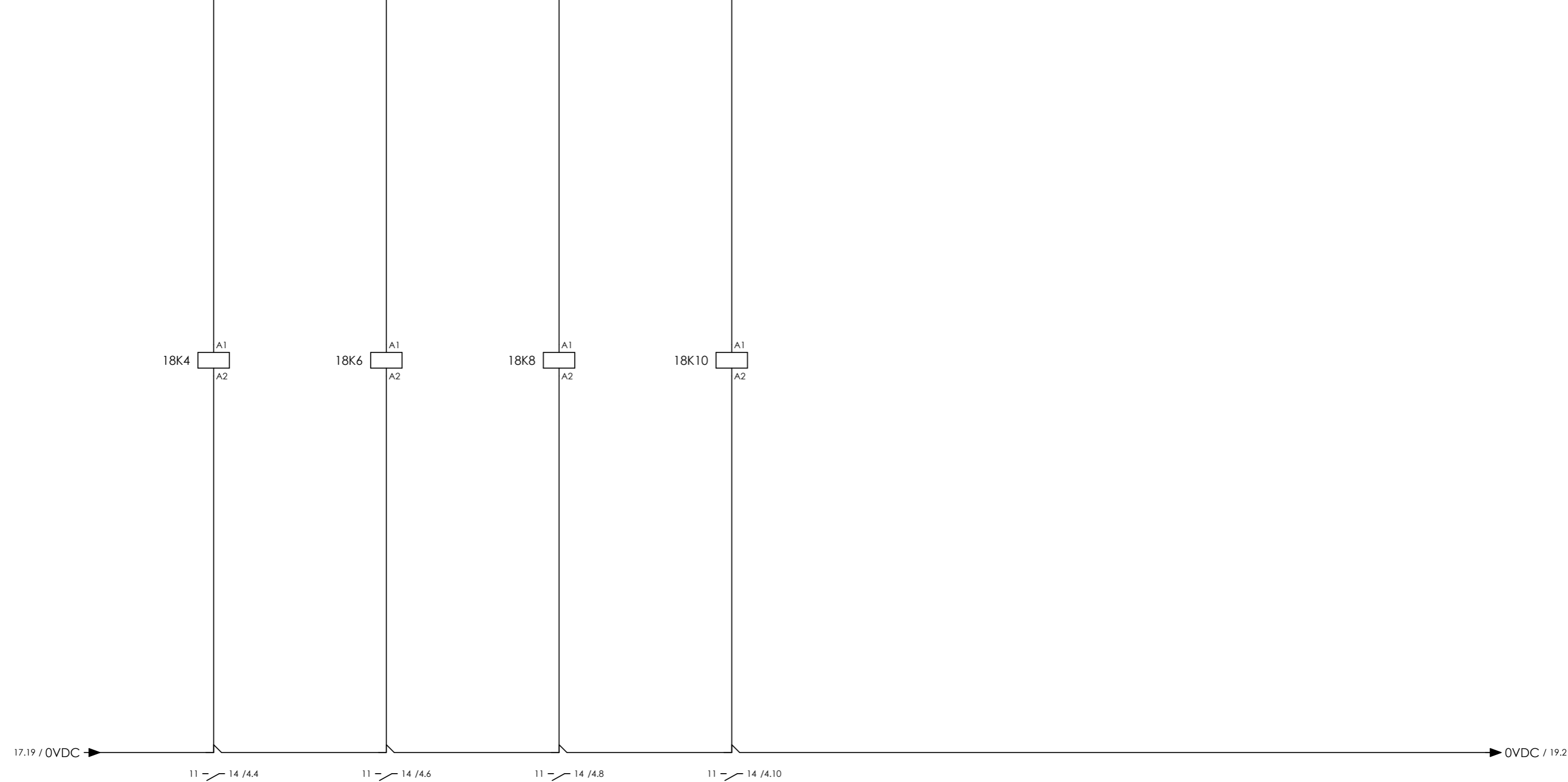
11 - 14 /3.10
21 - 24 /3.11

COMPRESSOR A OPERATIONAL XL-001 COMPRESSOR A RUNNING XL-002 COMPRESSOR A COMMON ALARM XL-003 COMPRESSOR A COMMON TRIP XL-004 SPARE SPARE COMPRESSOR A FORCED SHUTDOWN SPARE



CLIENT DWG NO.	N/A	SUBJECT		DRAWN BY	htaher	= COMA
EQUIPMENT NO.	20-C-1002, 20-C-7080	DIGITAL OUTPUTS		CHECKED BY	RBE	+ UCP_A
EQUIPMENT LOCATION	Iran, Onshore	ADAPTED TO P&ID REVISION	01	LAST MODIFICATION DATE	24-11-2020	CURRENT PAGE
THIS DRAWING IS OWNED BY AIRPACK, AND SHALL NOT BE PRINTED OR COPIED IN ANY OTHER WAY THAN WITH AIRPACKS PERMISSION!		CLIENT	Bushehr Petrochemical Company (BUPC)	AIRPACK DWG NO.	17811-05	
		CLIENT REF.	Bushehr MEG Plant Project	REVISION	00	
		AIRPACK REF.	17811-COM	TOTAL PAGE AMOUNT	23	

DRAWN BY	htaher	= COMA
CHECKED BY	RBE	+ UCP_A
LAST MODIFICATION DATE	24-11-2020	CURRENT PAGE
AIRPACK DWG NO.	17811-05	
REVISION	00	
TOTAL PAGE AMOUNT	23	



COMPRESSOR A SOLENOID VALVE XY-001A COMPRESSOR A SOLENOID VALVE XY-002A SPARE SPARE SPARE SPARE SPARE SPARE


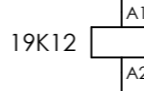
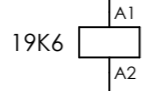
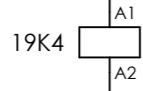


CLIENT DWG NO.	N/A
EQUIPMENT NO.	20-C-1002, 20-C-7080
EQUIPMENT LOCATION	Iran, Onshore

THIS DRAWING IS OWNED BY AIRPACK, AND SHALL NOT BE PRINTED OR COPIED IN ANY OTHER WAY THAN WITH AIRPACKS PERMISSION!

SUBJECT DIGITAL OUTPUTS	
ADAPTED TO P&ID REVISION	01
CLIENT	Bushehr Petrochemical Company (BUPC)
CLIENT REF.	Bushehr MEG Plant Project
AIRPACK REF.	17811-COM

DRAWN BY	htaher	= COMA
CHECKED BY	RBE	+ UCP_A
LAST MODIFICATION DATE	24-11-2020	CURRENT PAGE
AIRPACK DWG NO.	17811-05	
REVISION	00	
TOTAL PAGE AMOUNT	24	



COMPRESSOR A
MAIN MOTOR 20-M-1002
START

COMPRESSOR A
MAIN MOTOR 20-M-1002
STOP

SPARE

SPARE

COMPRESSOR A
PID CONTROL
ACTIVE

SPARE

SPARE

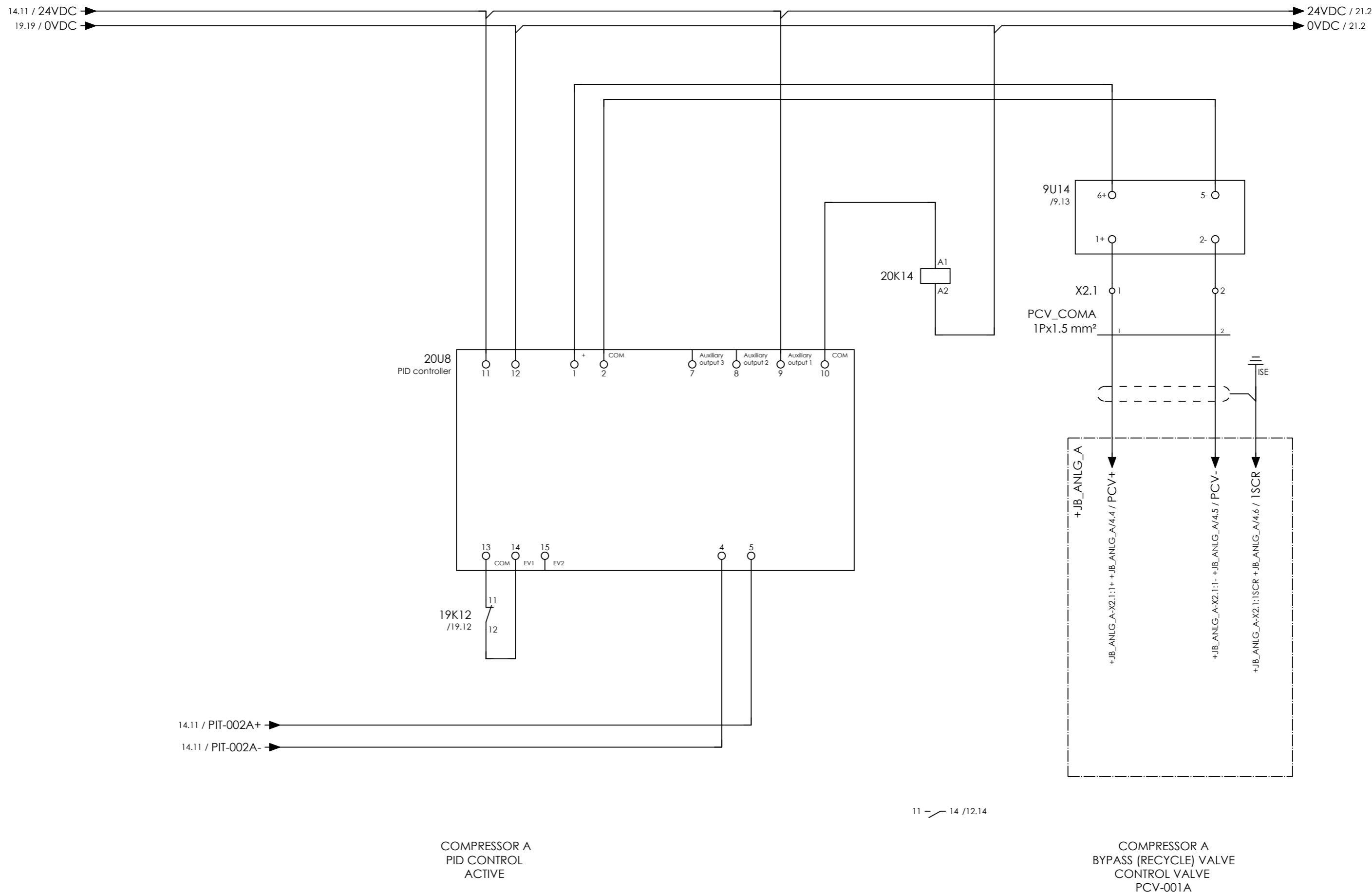
SPARE

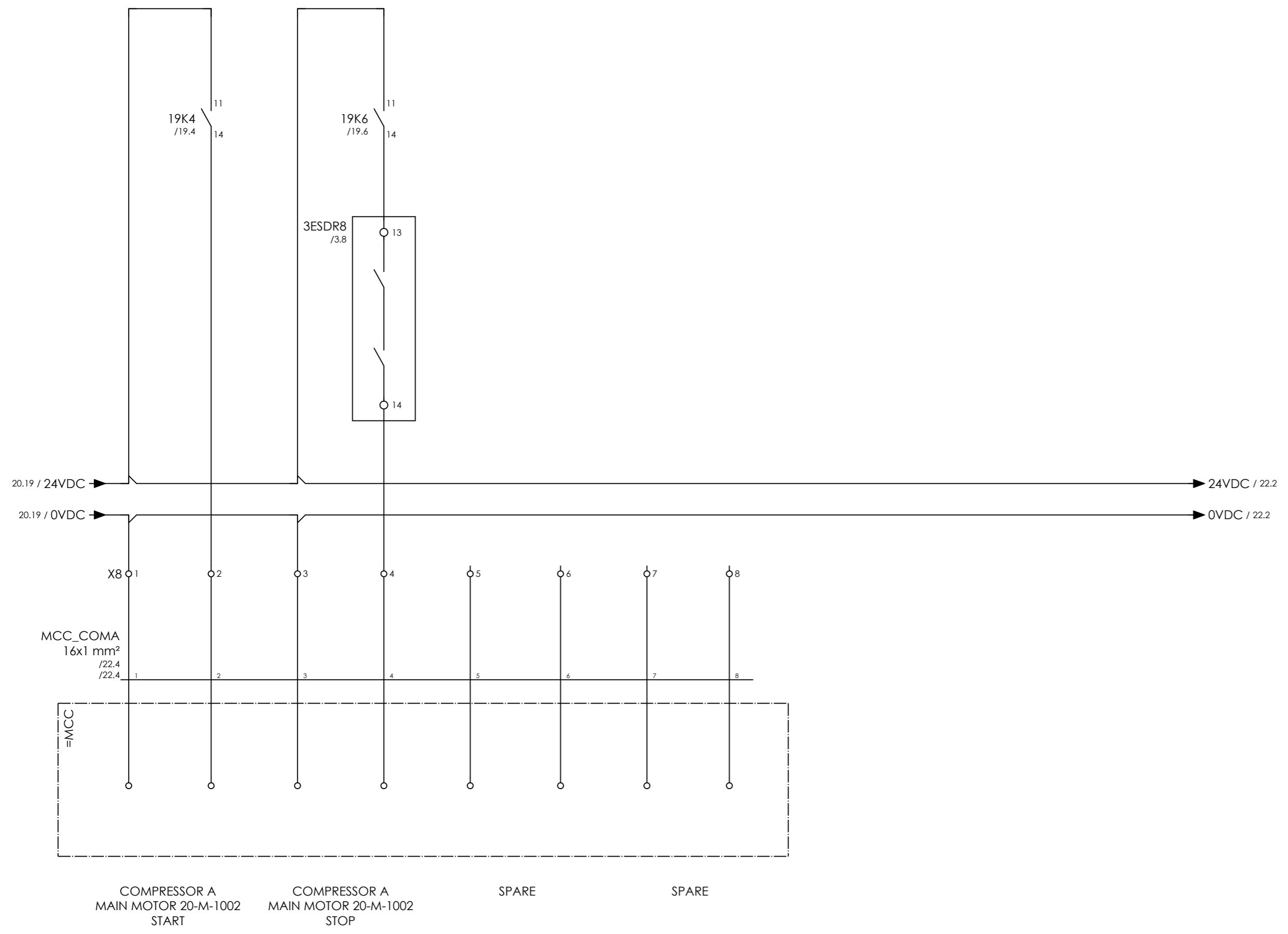


CLIENT DWG NO.	N/A
EQUIPMENT NO.	20-C-1002, 20-C-7080
EQUIPMENT LOCATION	Iran, Onshore
THIS DRAWING IS OWNED BY AIRPACK, AND SHALL NOT BE PRINTED OR COPIED IN ANY OTHER WAY THAN WITH AIRPACKS PERMISSION!	

SUBJECT DIGITAL OUTPUTS	
ADAPTED TO P&ID REVISION	01
CLIENT	Bushehr Petrochemical Company (BUPC)
CLIENT REF.	Bushehr MEG Plant Project
AIRPACK REF.	17811-COM

DRAWN BY	htaher	= COMA
CHECKED BY	RBE	+ UCP_A
LAST MODIFICATION DATE	24-11-2020	CURRENT PAGE
AIRPACK DWG NO.	17811-05	
REVISION	00	
TOTAL PAGE AMOUNT	25	



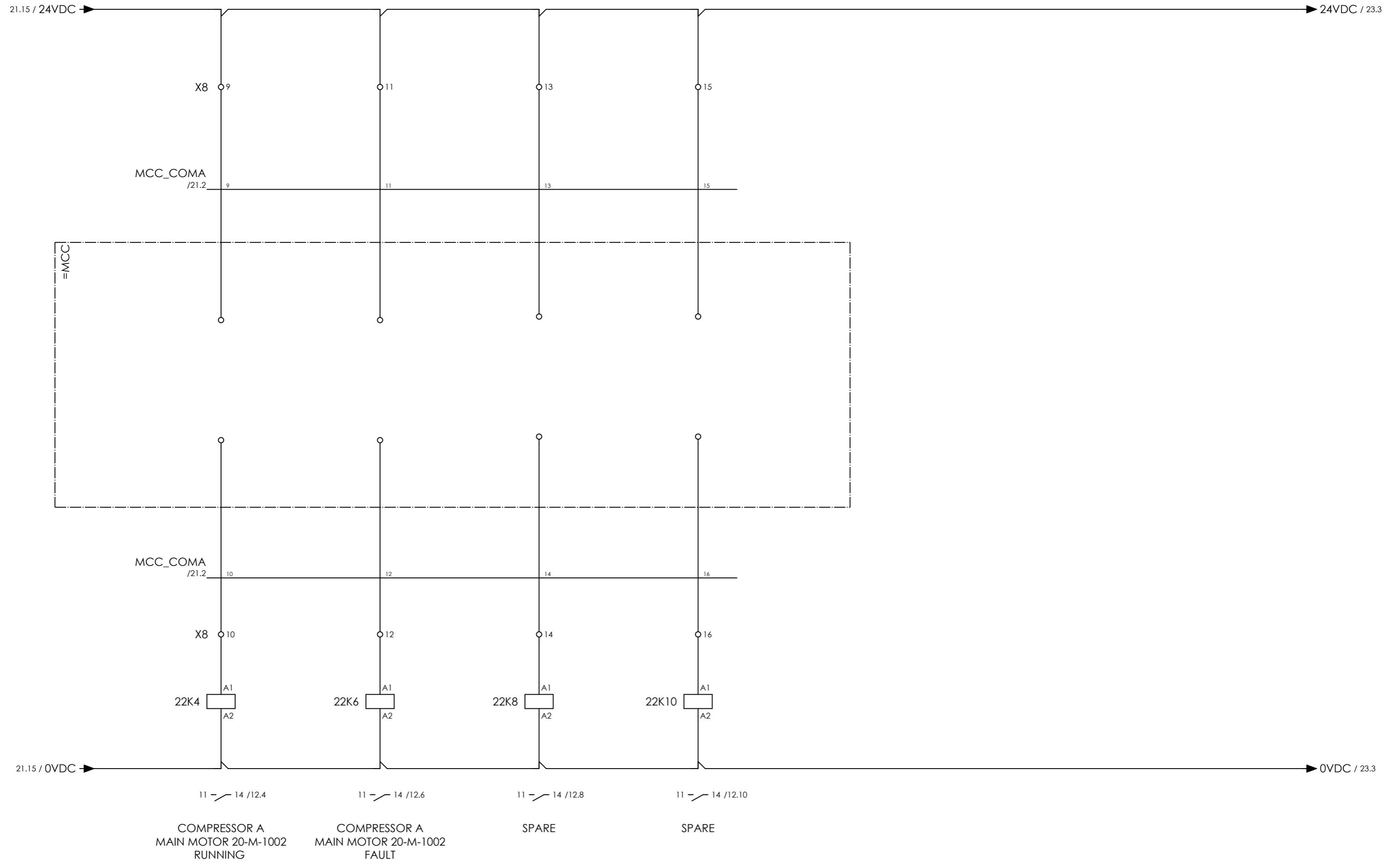


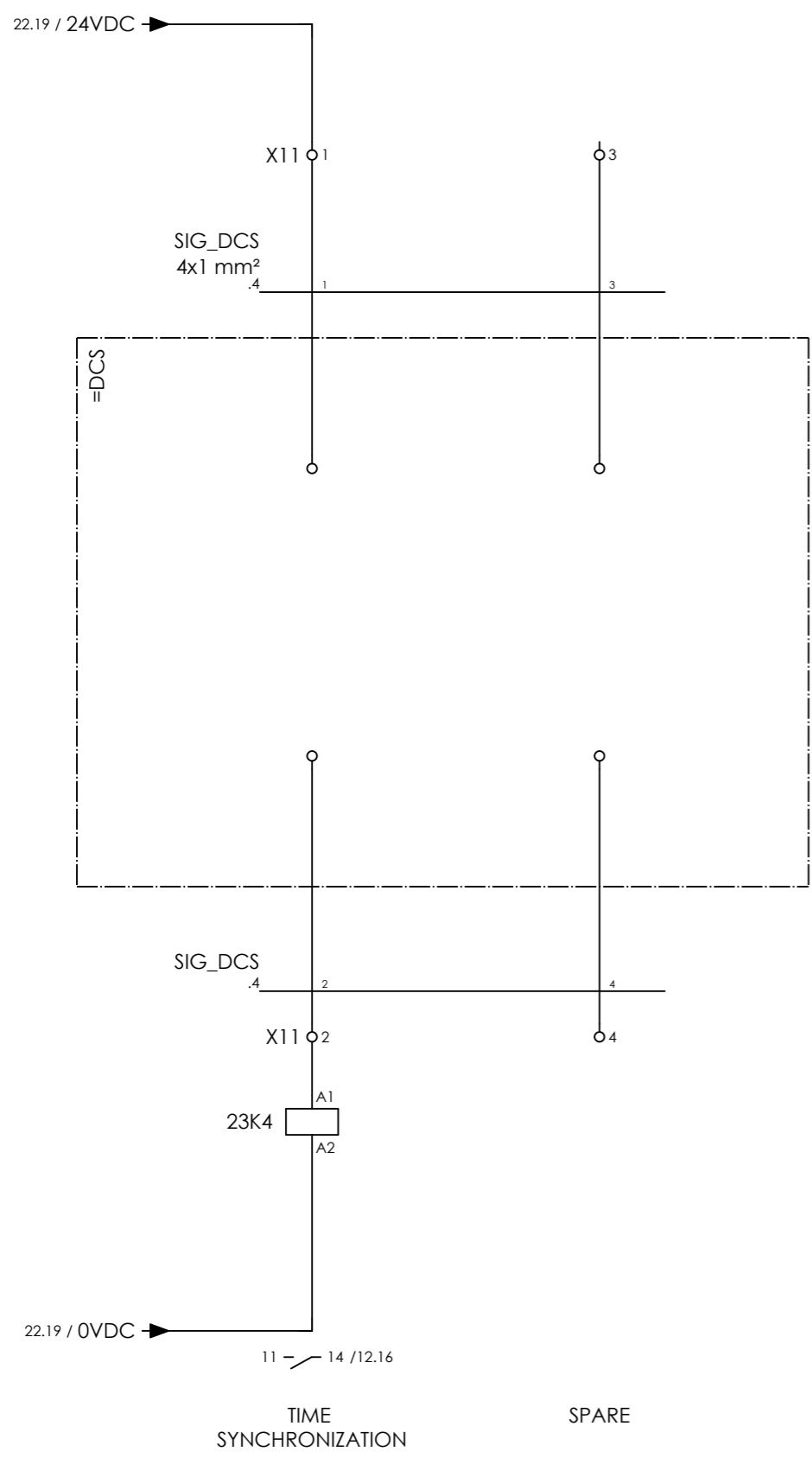
CLIENT DWG NO.	N/A
EQUIPMENT NO.	20-C-1002, 20-C-7080
EQUIPMENT LOCATION	Iran, Onshore
THIS DRAWING IS OWNED BY AIRPACK, AND SHALL NOT BE PRINTED OR COPIED IN ANY OTHER WAY THAN WITH AIRPACKS PERMISSION!	

SUBJECT SIGNALS TO MCC	
ADAPTED TO P&ID REVISION	01
CLIENT	Bushehr Petrochemical Company (BUPC)
CLIENT REF.	Bushehr MEG Plant Project
AIRPACK REF.	17811-COM

DRAWN BY	htaher
CHECKED BY	RBE
LAST MODIFICATION DATE	24-11-2020
AIRPACK DWG NO.	17811-05
REVISION	00
TOTAL PAGE AMOUNT	27

= COMA
+ UCP_A
CURRENT PAGE





CLIENT DWG NO.	N/A
EQUIPMENT NO.	20-C-1002, 20-C-7080
EQUIPMENT LOCATION	Iran, Onshore
THIS DRAWING IS OWNED BY AIRPACK, AND SHALL NOT BE PRINTED OR COPIED IN ANY OTHER WAY THAN WITH AIRPACKS PERMISSION!	

SUBJECT SIGNALS FROM DCS	
ADAPTED TO P&ID REVISION	01
CLIENT	Bushehr Petrochemical Company (BUPC)
CLIENT REF.	Bushehr MEG Plant Project
AIRPACK REF.	17811-COM

DRAWN BY	htaher	= COMA
CHECKED BY	RBE	+ UCP_A
LAST MODIFICATION DATE	24-11-2020	CURRENT PAGE
AIRPACK DWG NO.	17811-05	
REVISION	00	
TOTAL PAGE AMOUNT	29	

Terminal diagram

Cable name		Strip =COMA+UCP-X1 SOLENOIDS										Cable name	
Terminal	Connection point	Terminal	Connection point	Target designation	Jumper	Target designation	Connection point	Terminal	Connection point	Target designation	Terminal	Connection point	
1	1	1	1	+JB_DIG_A-X1		-20K4	14						
2	2	2	2	+JB_DIG_A-X1	•	-3ESDR2	24	•					
3	3	3	3	+JB_DIG_A-X1		-20K6	14						
4	4	4	4	+JB_DIG_A-X1	•			•					
5	5	5	5	+JB_DIG_A-X1		-20K8	14						
6	6	6	6	+JB_DIG_A-X1	•			•					
7	7	7	7	+JB_DIG_A-X1		-20K10	14						
8	8	8	8	+JB_DIG_A-X1	•			•					
9	9	9	9	+JB_DIG_A-X1									
10	10	10	10	+JB_DIG_A-X1									



CLIENT DWG NO. N/A
 EQUIPMENT NO. 20-C-1002, 20-C-7080
 EQUIPMENT LOCATION Iran, Onshore
 THIS DRAWING IS OWNED BY AIRPACK, AND SHALL NOT BE PRINTED OR COPIED IN ANY OTHER WAY THAN WITH AIRPACKS PERMISSION!

SUBJECT Terminal diagram =COMA+UCP-X1
 ADAPTED TO P&ID REVISION 01
 CLIENT Bushehr Petrochemical Company (BUPC)
 CLIENT REF. Bushehr MEG Plant Project
 AIRPACK REF. 17811-COM

DRAWN BY htaher
 CHECKED BY RBE
 LAST MODIFICATION DATE 24-11-2020
 AIRPACK DWG NO. 17811-05
 REVISION 00
 TOTAL PAGE AMOUNT 31

= COMA
 + UCP_A
 CURRENT PAGE
 25

Terminal diagram

Cable name		Strip =COMA+UCP-X2 ANALOGUE INPUTS							Cable name	
Terminal	Connection point	Terminal	Jumper	Target designation	Connection point	Target designation	Connection point	Terminal	Connection point	
-TR_COMA	10Px0,75 mm²	1	.	+JB_ANLG_A-X2	1	-9U4	1+			
		2	.	+JB_ANLG_A-X2	2	-9U4	3			
		3	.	+JB_ANLG_A-X2	3	-9U5	1+			
		4	.	+JB_ANLG_A-X2	4	-9U5	3			
		5	.	+JB_ANLG_A-X2	5	-9U6	1+			
		6	.	+JB_ANLG_A-X2	6	-9U6	3			
		7	.	+JB_ANLG_A-X2	7	-9U7	1+			
		8	.	+JB_ANLG_A-X2	8	-9U7	3			
		9	.	+JB_ANLG_A-X2	9	-9U8	1+			
		10	.	+JB_ANLG_A-X2	10	-9U8	3			
		11	.	+JB_ANLG_A-X2	11	-9U9	1+			
		12	.	+JB_ANLG_A-X2	12	-9U9	3			
		13	.	+JB_ANLG_A-X2	13	-9U10	1+			
		14	.	+JB_ANLG_A-X2	14	-9U10	3			
		15	.	+JB_ANLG_A-X2	15					
		16	.	+JB_ANLG_A-X2	16					
		17	.	+JB_ANLG_A-X2	17					
		18	.	+JB_ANLG_A-X2	18					
		19	.	+JB_ANLG_A-X2	19					
		20	.	+JB_ANLG_A-X2	20					



CLIENT DWG NO. N/A
 EQUIPMENT NO. 20-C-1002, 20-C-7080
 EQUIPMENT LOCATION Iran, Onshore
 THIS DRAWING IS OWNED BY AIRPACK, AND SHALL NOT BE PRINTED OR COPIED IN ANY OTHER WAY THAN WITH AIRPACKS PERMISSION!

SUBJECT Terminal diagram =COMA+UCP-X2
 ADAPTED TO P&ID REVISION 01
 CLIENT Bushehr Petrochemical Company (BUPC)
 CLIENT REF. Bushehr MEG Plant Project
 AIRPACK REF. 17811-COM

DRAWN BY htaher
 CHECKED BY RBE
 LAST MODIFICATION DATE 24-11-2020
 AIRPACK DWG NO. 17811-05
 REVISION 00
 TOTAL PAGE AMOUNT 32

= COMA
 + UCP_A
 CURRENT PAGE
 26

Terminal diagram

Cable name		Connection point		Terminal	Jumper	Target designation	Target designation	Connection point
Strip =COMA+UCP-X2.1 ANALOGUE OUTPUTS		1	2	1	.	-22U8		1
		2		2	.	-22U8		2
-PCV_COMA		1Px1.5 mm²		1		+JB_ANLG_A-X2.1		1
				2		+JB_ANLG_A-X2.1		2



CLIENT DWG NO. N/A
 EQUIPMENT NO. 20-C-1002, 20-C-7080
 EQUIPMENT LOCATION Iran, Onshore
 THIS DRAWING IS OWNED BY AIRPACK, AND SHALL NOT BE PRINTED OR COPIED IN ANY OTHER WAY THAN WITH AIRPACKS PERMISSION!

SUBJECT Terminal diagram =COMA+UCP-X2.1
 ADAPTED TO P&ID REVISION 01
 CLIENT Bushehr Petrochemical Company (BUPC)
 CLIENT REF. Bushehr MEG Plant Project
 AIRPACK REF. 17811-COM

DRAWN BY htaher
 CHECKED BY RBE
 LAST MODIFICATION DATE 24-11-2020
 AIRPACK DWG NO. 17811-05
 REVISION 00
 TOTAL PAGE AMOUNT 33

= COMA
 + UCP_A
 CURRENT PAGE

Terminal diagram

Cable name		Strip =COMA+UCP-X5 CONNECTION PUSHBUTTONS / LAMPS						Cable name	
Terminal	Connection point	Terminal	Jumper	Target designation	Connection point	Target designation	Terminal	Connection point	
1	+LCP_A-X5	1	•	-9V4	X1				
2	+LCP_A-X5	2	•	-6M7	12				
3	+LCP_A-X5	3	•	-6M7	13				
4	+LCP_A-X5	4	•	-6M7	14				
5	+LCP_A-X5	5	•	-6M7	15				
6	+LCP_A-X5	6	•	-6M7	16				
7	+LCP_A-X5	7	•	-6M7	17				
8	+LCP_A-X5	8	•	-6M7	18				
9	+LCP_A-X5	9	•	-6M7	19				
10	+LCP_A-X5	10	•	-6M7	20				
11	+LCP_A-X5	11	•	-24K4	21				
12	+LCP_A-X5	12	•	-6M7	22				
13	+LCP_A-X5	13	•	-6M7	23				
14	+LCP_A-X5	14	•	-6M7	24				
15	+LCP_A-X5	15	•	-6M11	25				
16	+LCP_A-X5	16	•	-14U8	26				
17	+LCP_A-X5	17	•	-6M11					
18	+LCP_A-X5	18	•	-6M11					
19	+LCP_A-X5	19	•	-6M11					
20	+LCP_A-X5	20	•	-6M11					
21	+LCP_A-X5	21	•	-6M11					
22	+LCP_A-X5	22	•	-6M11					
23	+LCP_A-X5	23	•	-6M11					
24	+LCP_A-X5	24	•	-6M11					
25	+LCP_A-X5	25	•	-6M11					
26	+LCP_A-X5	26	•	-19K16					



CLIENT DWG NO. N/A
 EQUIPMENT NO. 20-C-1002, 20-C-7080
 EQUIPMENT LOCATION Iran, Onshore
 THIS DRAWING IS OWNED BY AIRPACK, AND SHALL NOT BE PRINTED OR COPIED IN ANY OTHER WAY THAN WITH AIRPACKS PERMISSION!

SUBJECT Terminal diagram =COMA+UCP-X5
 ADAPTED TO P&ID REVISION 01
 CLIENT Bushehr Petrochemical Company (BUPC)
 CLIENT REF. Bushehr MEG Plant Project
 AIRPACK REF. 17811-COM

DRAWN BY htaher
 CHECKED BY RBE
 LAST MODIFICATION DATE 24-11-2020
 AIRPACK DWG NO. 17811-05
 REVISION 00
 TOTAL PAGE AMOUNT 35

= COMA
 + UCP_A
 CURRENT PAGE
 29

Terminal diagram

Cable name		Strip =COMA+UCP-X8 SIGNALS TO / FROM MCC						Cable name	
Terminal	Connection point	Target designation	Connection point	Jumper	Target designation	Connection point	Terminal	Target designation	
1	A2	-22K14	A2	•		A2	1		
2	14	-21K4	14	•		14	2		
3				•			3		
4	14	-3ESDR8	14	•		14	4		
5				•			5		
6				•			6		
7				•			7		
8				•			8		
9				•			9		
10	A1	-24K4	A1	•		A1	10		
11				•			11		
12	A1	-24K6	A1	•		A1	12		
13				•			13		
14	A1	-24K8	A1	•		A1	14		
15				•			15		
16	A1	-24K10	A1	•		A1	16		



CLIENT DWG NO. N/A
 EQUIPMENT NO. 20-C-1002, 20-C-7080
 EQUIPMENT LOCATION Iran, Onshore
 THIS DRAWING IS OWNED BY AIRPACK, AND SHALL NOT BE PRINTED OR COPIED IN ANY OTHER WAY THAN WITH AIRPACKS PERMISSION!

SUBJECT Terminal diagram =COMA+UCP-X8
 ADAPTED TO P&ID REVISION 01
 CLIENT Bushehr Petrochemical Company (BUPC)
 CLIENT REF. Bushehr MEG Plant Project
 AIRPACK REF. 17811-COM

DRAWN BY htaher
 CHECKED BY RBE
 LAST MODIFICATION DATE 24-11-2020
 AIRPACK DWG NO. 17811-05
 REVISION 00
 TOTAL PAGE AMOUNT 36

= COMA
 + UCP_A
 CURRENT PAGE
 30

Terminal diagram

Cable name		Strip =COMA+UCP-X11 SIGNALS FROM DCS				Cable name	
		Connection point	15	A1			
		Target designation					
		Jumper	-X8	-25K4			
		Terminal	1	2	3	4	
		Connection point					
		Target designation					
-SIG_DCS	4x1 mm²		1	2	3	4	



CLIENT DWG NO. N/A
 EQUIPMENT NO. 20-C-1002, 20-C-7080
 EQUIPMENT LOCATION Iran, Onshore
 THIS DRAWING IS OWNED BY AIRPACK, AND SHALL NOT BE PRINTED OR COPIED IN ANY OTHER WAY THAN WITH AIRPACKS PERMISSION!

SUBJECT Terminal diagram =COMA+UCP-X11
 ADAPTED TO P&ID REVISION 01
 CLIENT Bushehr Petrochemical Company (BUPC)
 CLIENT REF. Bushehr MEG Plant Project
 AIRPACK REF. 17811-COM

DRAWN BY htaher
 CHECKED BY RBE
 LAST MODIFICATION DATE 24-11-2020
 AIRPACK DWG NO. 17811-05
 REVISION 00
 TOTAL PAGE AMOUNT 38

= COMA
 + UCP_A
 CURRENT PAGE

TERMINAL STRIP DEFINITION

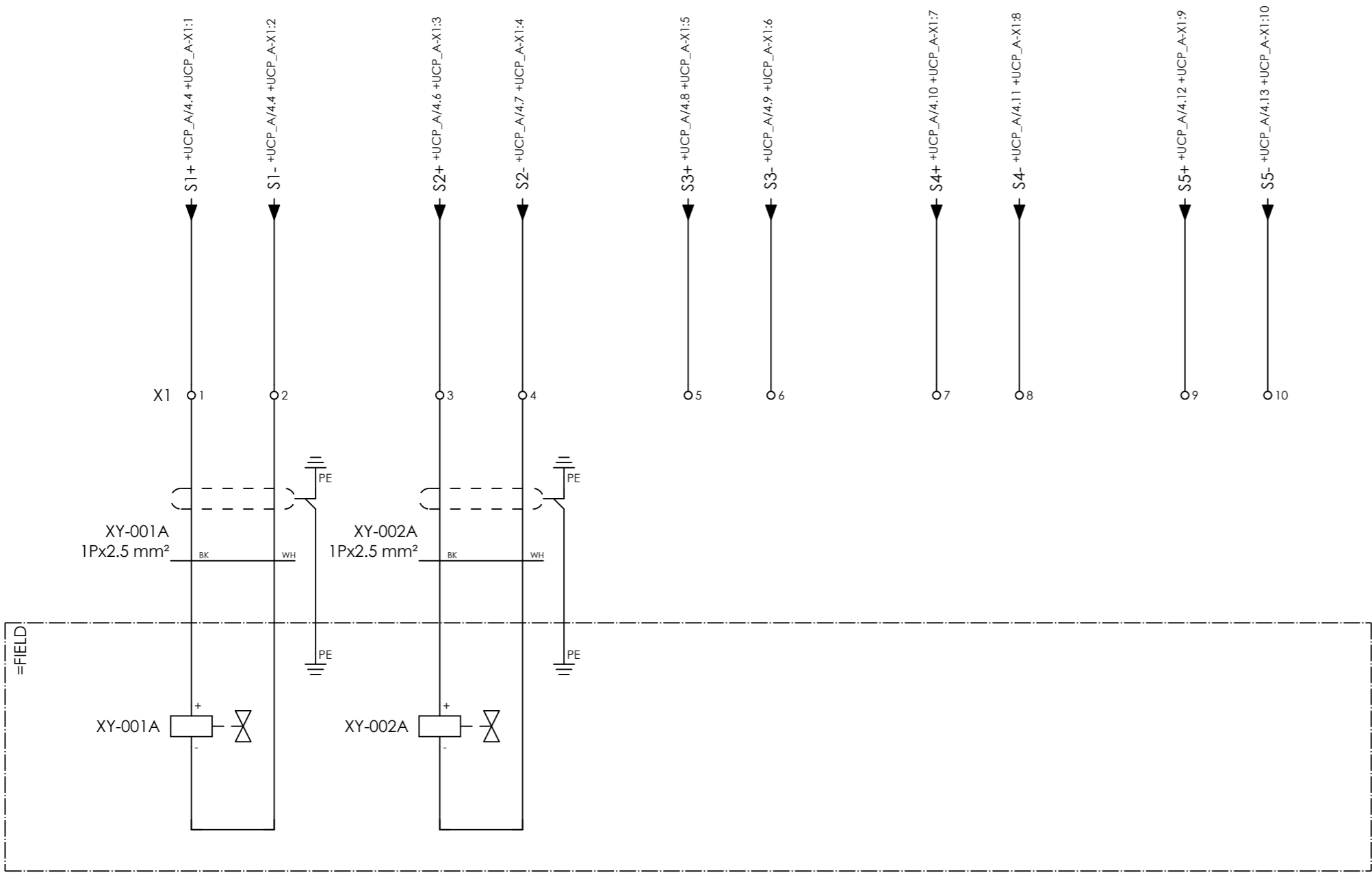
X1 = CONNECTION SOLENOIDS



CLIENT DWG NO.	
EQUIPMENT NO.	20-C-1002, 20-C-7080
EQUIPMENT LOCATION	Iran, Onshore
THIS DRAWING IS OWNED BY AIRPACK, AND SHALL NOT BE PRINTED OR COPIED IN ANY OTHER WAY THAN WITH AIRPACKS PERMISSION!	

SUBJECT TERMINAL STRIP DEFINITION	
ADAPTED TO P&ID REVISION	
CLIENT	Bushehr Petrochemical Company (BUPC)
CLIENT REF.	Bushehr MEG Plant Project
AIRPACK REF.	17811-COM

DRAWN BY	htaheh	= COMA
CHECKED BY	RBE	+ JB_DIG_A
LAST MODIFICATION DATE	24-11-2020	CURRENT PAGE
AIRPACK DWG NO.		
REVISION		
PAGE NUMBER	94	



COMPRESSOR A
INLET
SOLENOID VALVE
XY-001A

COMPRESSOR A
COOLING WATER INLET
SOLENOID VALVE
XY-002A

SPARE

SPARE

SPARE



CLIENT DWG NO.
EQUIPMENT NO.
EQUIPMENT LOCATION
THIS DRAWING IS OWNED BY AIRPACK, AND SHALL NOT BE PRINTED OR COPIED IN ANY OTHER WAY THAN WITH AIRPACKS PERMISSION!

SUBJECT
CONNECTION SOLENOIDS
ADAPTED TO P&ID REVISION
CLIENT
CLIENT REF.
AIRPACK REF.

DRAWN BY
CHECKED BY
LAST MODIFICATION DATE
AIRPACK DWG NO.
REVISION
PAGE NUMBER

htaher
RBE
24-11-2020
+ JB_DIG_A
CURRENT PAGE
92

Terminal diagram

Cable name		Strip =COMA+JB_DIG_A-X1 CONNECTION SOLENOIDS										Cable name	
Target designation	Connection point	Terminal	Jumper	Target designation	Connection point	Terminal	Jumper	Target designation	Connection point	Terminal	Jumper	Target designation	Connection point
=FIELD-XY-001A	+	1	.	+UCP-A-X1	1	1	.	+UCP-A-X1	1	1	.	+UCP-A-X1	1
=FIELD-XY-001A	-	2	.	+UCP-A-X1	2	2	.	+UCP-A-X1	2	2	.	+UCP-A-X1	2
=FIELD-XY-002A	+	3	.	+UCP-A-X1	3	3	.	+UCP-A-X1	3	3	.	+UCP-A-X1	3
=FIELD-XY-002A	-	4	.	+UCP-A-X1	4	4	.	+UCP-A-X1	4	4	.	+UCP-A-X1	4
		5	.	+UCP-A-X1	5	5	.	+UCP-A-X1	5	5	.	+UCP-A-X1	5
		6	.	+UCP-A-X1	6	6	.	+UCP-A-X1	6	6	.	+UCP-A-X1	6
		7	.	+UCP-A-X1	7	7	.	+UCP-A-X1	7	7	.	+UCP-A-X1	7
		8	.	+UCP-A-X1	8	8	.	+UCP-A-X1	8	8	.	+UCP-A-X1	8
		9	.	+UCP-A-X1	9	9	.	+UCP-A-X1	9	9	.	+UCP-A-X1	9
		10	.	+UCP-A-X1	10	10	.	+UCP-A-X1	10	10	.	+UCP-A-X1	10
-XY-002A	1Px2.5 mm²												
-XY-001A	1Px2.5 mm²	BK											
		WH											
		BK											
		WH											



CLIENT DWG NO. N/A
 EQUIPMENT NO. 20-C-1002, 20-C-7080
 EQUIPMENT LOCATION Iran, Onshore
 THIS DRAWING IS OWNED BY AIRPACK, AND SHALL NOT BE PRINTED OR COPIED IN ANY OTHER WAY THAN WITH AIRPACKS PERMISSION!

SUBJECT Terminal diagram =COMA+JB_DIG_A-X1
 ADAPTED TO P&ID REVISION 01
 CLIENT Bushehr Petrochemical Company (BUPC)
 CLIENT REF. Bushehr MEG Plant Project
 AIRPACK REF. 17811-COM

DRAWN BY htaher
 CHECKED BY RBE
 LAST MODIFICATION DATE 24-11-2020
 AIRPACK DWG NO. 17811-05
 REVISION 00
 TOTAL PAGE AMOUNT 41

= COMA
 + JB_DIG_A
 CURRENT PAGE

TERMINAL STRIP DEFINITION

X2 = CONNECTION TRANSMITTERS
 X2.1 = CONNECTION CONTROL VALVE

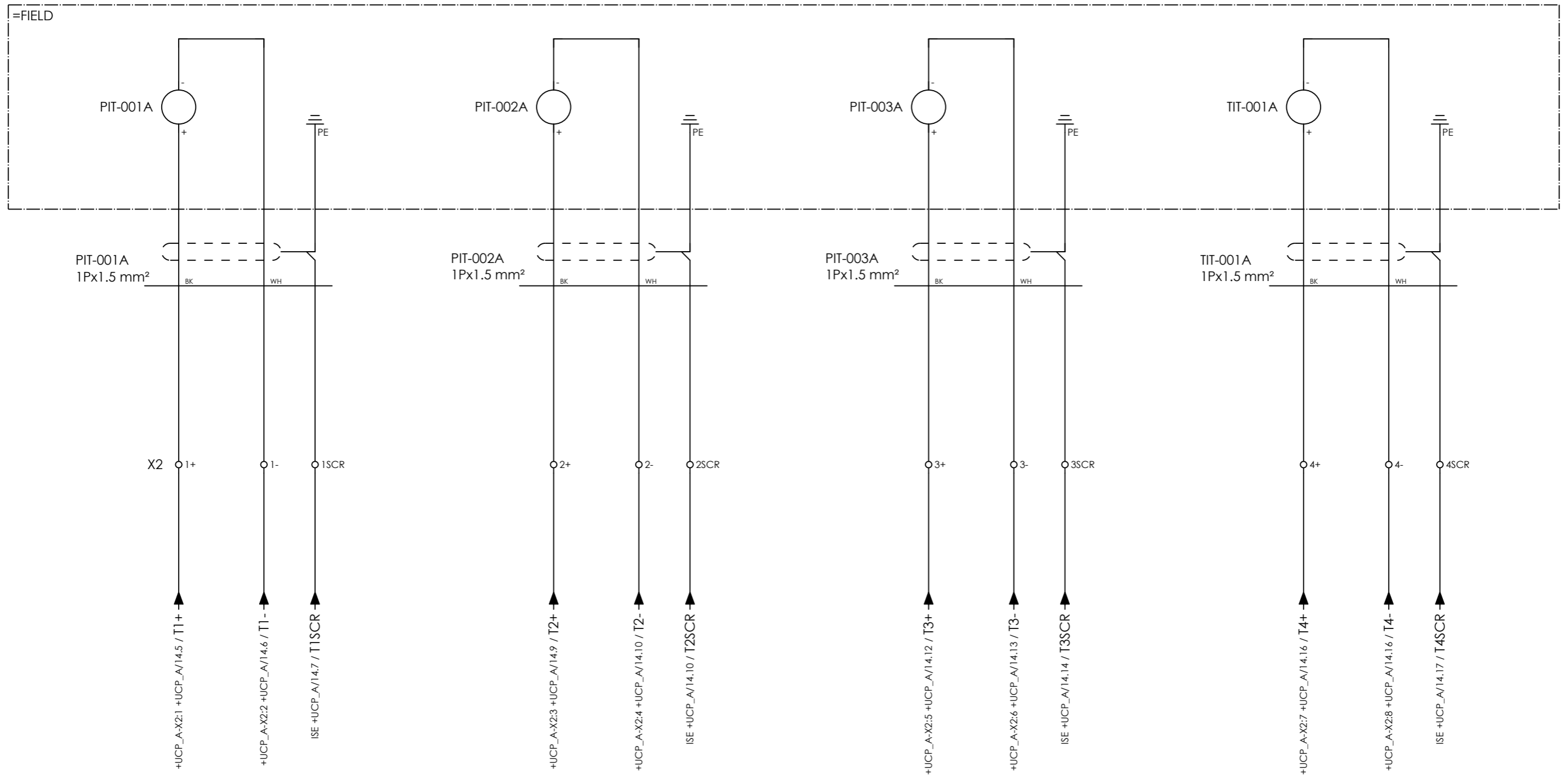


CLIENT DWG NO.	
EQUIPMENT NO.	20-C-1002, 20-C-7080
EQUIPMENT LOCATION	Iran, Onshore
THIS DRAWING IS OWNED BY AIRPACK, AND SHALL NOT BE PRINTED OR COPIED IN ANY OTHER WAY THAN WITH AIRPACKS PERMISSION!	

SUBJECT TERMINAL STRIP DEFINITION	
ADAPTED TO P&ID REVISION	
CLIENT	Bushehr Petrochemical Company (BUPC)
CLIENT REF.	Bushehr MEG Plant Project
AIRPACK REF.	17811-COM

DRAWN BY	htaher
CHECKED BY	RBE
LAST MODIFICATION DATE	24-11-2020
AIRPACK DWG NO.	
REVISION	
PAGE NUMBER	94

= COMA
+ JB_ANLG_A
CURRENT PAGE



COMPRESSOR A
INLET PRESSURE
PIT-001A

COMPRESSOR A
OUTLET PRESSURE
PIT-002A

COMPRESSOR A
OIL SYSTEM PRESSURE
PIT-003A

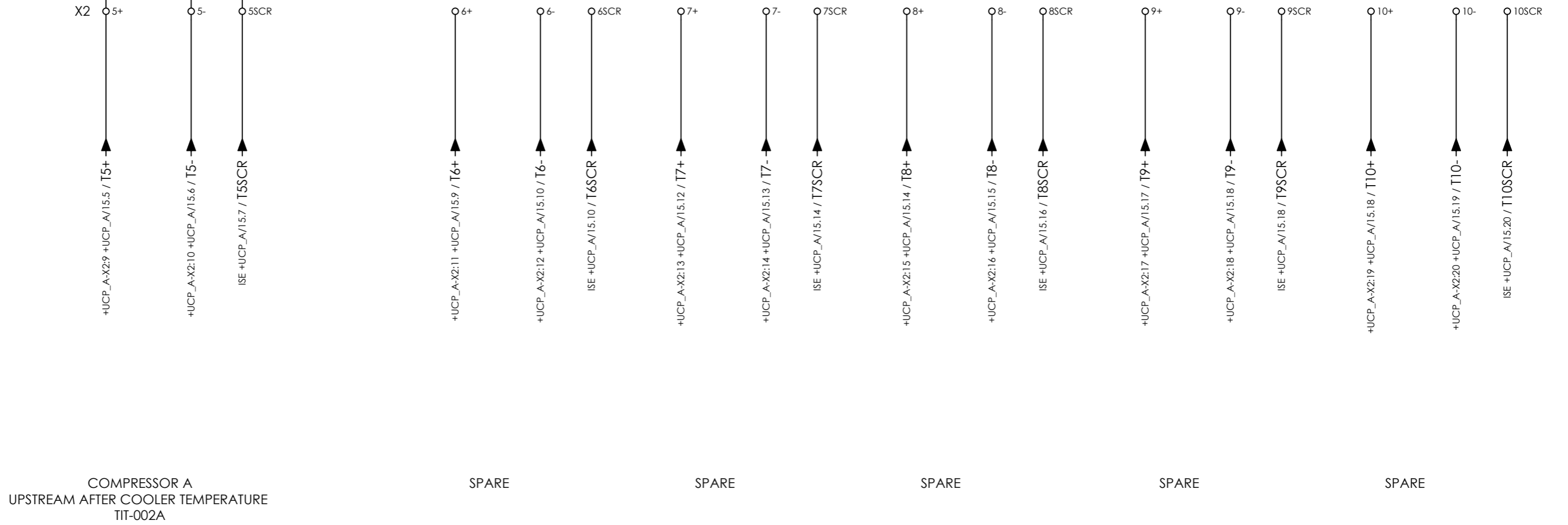
COMPRESSOR A
INLET TEMPERATURE
TIT-001A



CLIENT DWG NO.	
EQUIPMENT NO.	20-C-1002, 20-C-7080
EQUIPMENT LOCATION	Iran, Onshore
THIS DRAWING IS OWNED BY AIRPACK, AND SHALL NOT BE PRINTED OR COPIED IN ANY OTHER WAY THAN WITH AIRPACKS PERMISSION!	

SUBJECT CONNECTION TRANSMITTERS	
ADAPTED TO P&ID REVISION	
CLIENT	Bushehr Petrochemical Company (BUPC)
CLIENT REF.	Bushehr MEG Plant Project
AIRPACK REF.	17811-COM

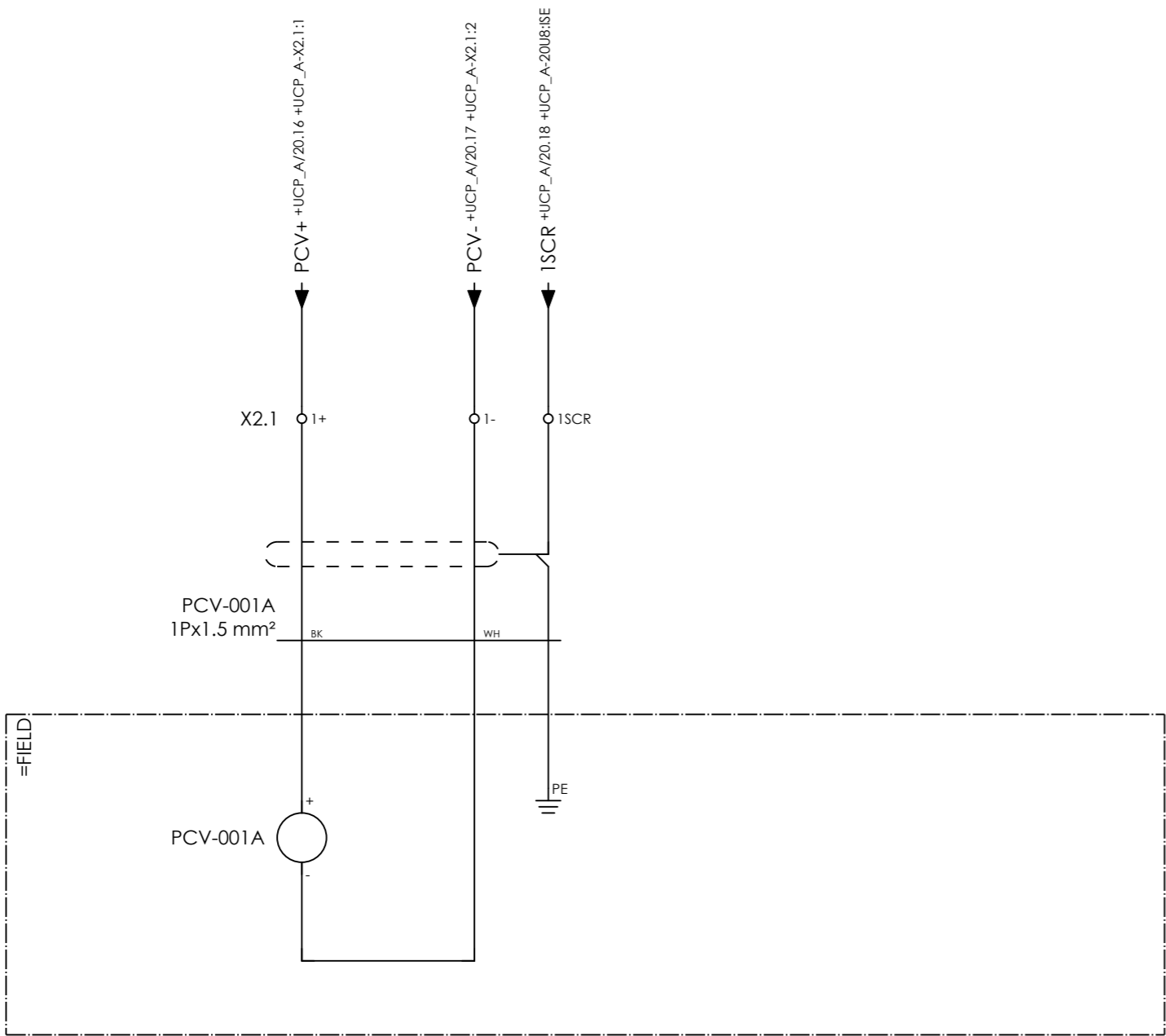
DRAWN BY	htaher	= COMA
CHECKED BY	RBE	+ JB_ANLG_A
LAST MODIFICATION DATE	24-11-2020	CURRENT PAGE
AIRPACK DWG NO.		
REVISION		
PAGE NUMBER	95	



CLIENT DWG NO.	
EQUIPMENT NO.	20-C-1002, 20-C-7080
EQUIPMENT LOCATION	Iran, Onshore
THIS DRAWING IS OWNED BY AIRPACK, AND SHALL NOT BE PRINTED OR COPIED IN ANY OTHER WAY THAN WITH AIRPACKS PERMISSION!	

SUBJECT CONNECTION TRANSMITTERS	
ADAPTED TO P&ID REVISION	
CLIENT	Bushehr Petrochemical Company (BUPC)
CLIENT REF.	Bushehr MEG Plant Project
AIRPACK REF.	17811-COM

DRAWN BY	htaher	= COMA
CHECKED BY	RBE	+ JB_ANLG_A
LAST MODIFICATION DATE	24-11-2020	CURRENT PAGE
AIRPACK DWG NO.		
REVISION		
PAGE NUMBER	96	



COMPRESSOR A
 BYPASS (RECYCLE) VALVE
 CONTROL VALVE
 PCV-001A



CLIENT DWG NO.	
EQUIPMENT NO.	20-C-1002, 20-C-7080
EQUIPMENT LOCATION	Iran, Onshore
THIS DRAWING IS OWNED BY AIRPACK, AND SHALL NOT BE PRINTED OR COPIED IN ANY OTHER WAY THAN WITH AIRPACKS PERMISSION!	

SUBJECT CONNECTION CONTROL VALVE	
ADAPTED TO P&ID REVISION	
CLIENT	Bushehr Petrochemical Company (BUPC)
CLIENT REF.	Bushehr MEG Plant Project
AIRPACK REF.	17811-COM

DRAWN BY	htaher	= COMA
CHECKED BY	RBE	+ JB_ANLG_A
LAST MODIFICATION DATE	24-11-2020	CURRENT PAGE
AIRPACK DWG NO.		
REVISION		
PAGE NUMBER	99	

Terminal diagram

Cable name		Cable name		Connection point		Target designation		Terminal		Jumper		Target designation				
+UCP-PCV_COMA	1Px0,75 mm²			1	2											
Strip =COMA+JB_ANLG_A-X2.1 CONNECTION CONTROL VALVE				1	2											
				1	2	+UCP-A-X2.1	+UCP-A-X2.1	.	.							
				1+	1-	1SCR		.	.							
				+	-											
				=FIELD-PCV-001A												
				=FIELD-PCV-001A												
-PCV-001A	1Px1.5 mm²	BK	WH													



CLIENT DWG NO. N/A
 EQUIPMENT NO. 20-C-1002, 20-C-7080
 EQUIPMENT LOCATION Iran, Onshore
 THIS DRAWING IS OWNED BY AIRPACK, AND SHALL NOT BE PRINTED OR COPIED IN ANY OTHER WAY THAN WITH AIRPACKS PERMISSION!

SUBJECT Terminal diagram =COMA+JB_ANLG_A-X2.1
 ADAPTED TO P&ID REVISION 01
 CLIENT Bushehr Petrochemical Company (BUPC)
 CLIENT REF. Bushehr MEG Plant Project
 AIRPACK REF. 17811-COM

DRAWN BY htaher
 CHECKED BY RBE
 LAST MODIFICATION DATE 24-11-2020
 AIRPACK DWG NO. 17811-05
 REVISION 00
 TOTAL PAGE AMOUNT 48

= COMA
 + JB_ANLG_A
 CURRENT PAGE

TERMINAL STRIP DEFINITION

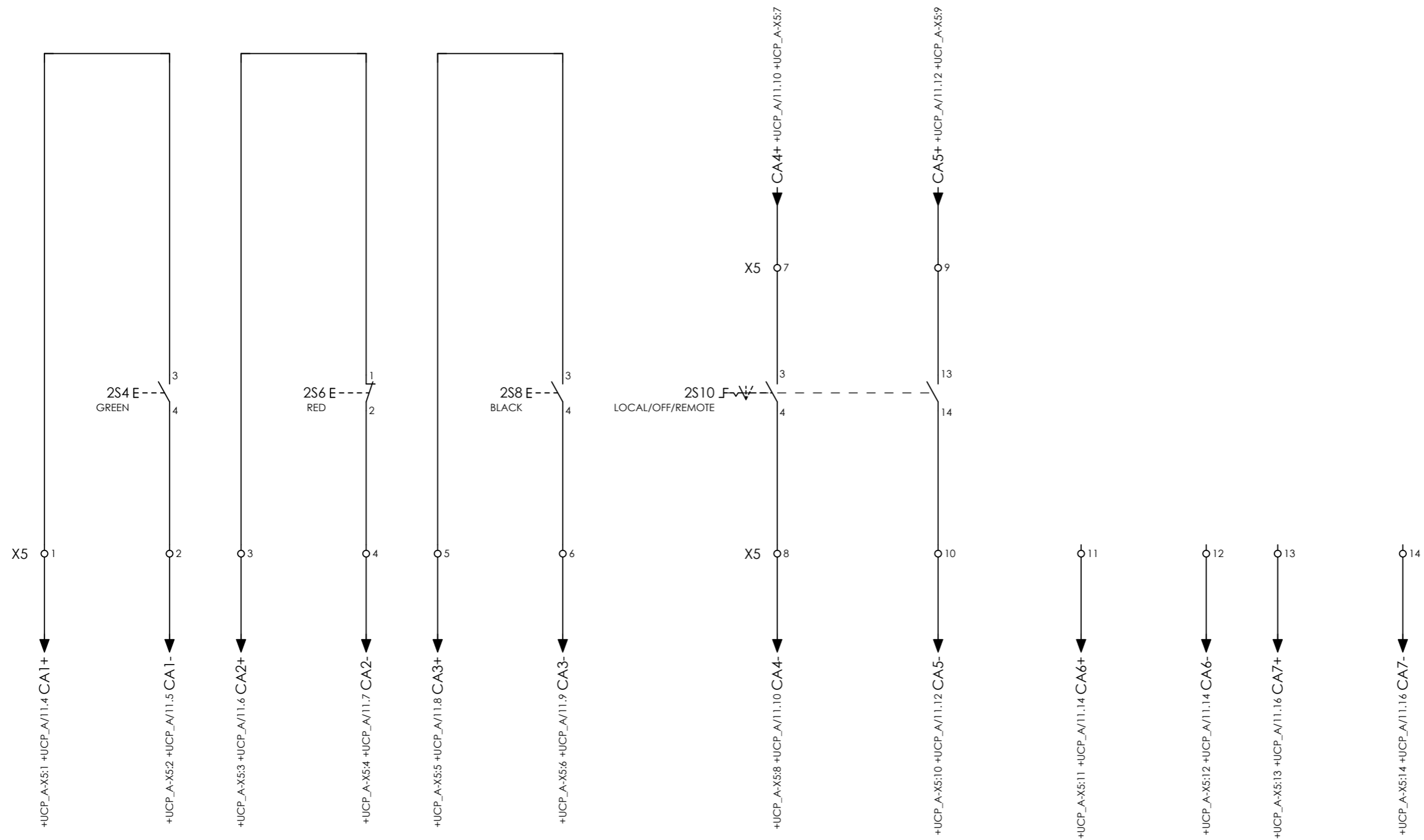
X5 = CONNECTION PUSHBUTTONS AND LAMPS
 X9 = CONNECTION ESD BUTTON
 X10 = CONNECTION AMPEREMETER FROM MCC



CLIENT DWG NO.	
EQUIPMENT NO.	20-C-1002, 20-C-7080
EQUIPMENT LOCATION	Iran, Onshore
THIS DRAWING IS OWNED BY AIRPACK, AND SHALL NOT BE PRINTED OR COPIED IN ANY OTHER WAY THAN WITH AIRPACKS PERMISSION!	

SUBJECT TERMINAL STRIP DEFINITION	
ADAPTED TO P&ID REVISION	
CLIENT	Bushehr Petrochemical Company (BUPC)
CLIENT REF.	Bushehr MEG Plant Project
AIRPACK REF.	17811-COM

DRAWN BY	htaheer	= COMA
CHECKED BY	RBE	+ LCP_A
LAST MODIFICATION DATE	24-11-2020	CURRENT PAGE
AIRPACK DWG NO.		
REVISION		
PAGE NUMBER	94	



COMPRESSOR A
START
PB-001

COMPRESSOR A
STOP
PB-002

COMPRESSOR A
LAMPTEST
PB-004

COMPRESSOR A
LOCAL
HS-001

COMPRESSOR A
REMOTE
HS-001

SPARE


SPARE



CLIENT DWG NO.	N/A
EQUIPMENT NO.	20-C-1002, 20-C-7080
EQUIPMENT LOCATION	Iran, Onshore
THIS DRAWING IS OWNED BY AIRPACK, AND SHALL NOT BE PRINTED OR COPIED IN ANY OTHER WAY THAN WITH AIRPACKS PERMISSION!	

SUBJECT CONNECTION PUSHBUTTONS	
ADAPTED TO P&ID REVISION	01
CLIENT	Bushehr Petrochemical Company (BUPC)
CLIENT REF.	Bushehr MEG Plant Project
AIRPACK REF.	17811-COM

DRAWN BY	htaher	= COMA
CHECKED BY	RBE	+ LCP_A
LAST MODIFICATION DATE	24-11-2020	CURRENT PAGE
AIRPACK DWG NO.	17811-05	
REVISION	00	
TOTAL PAGE AMOUNT	50	

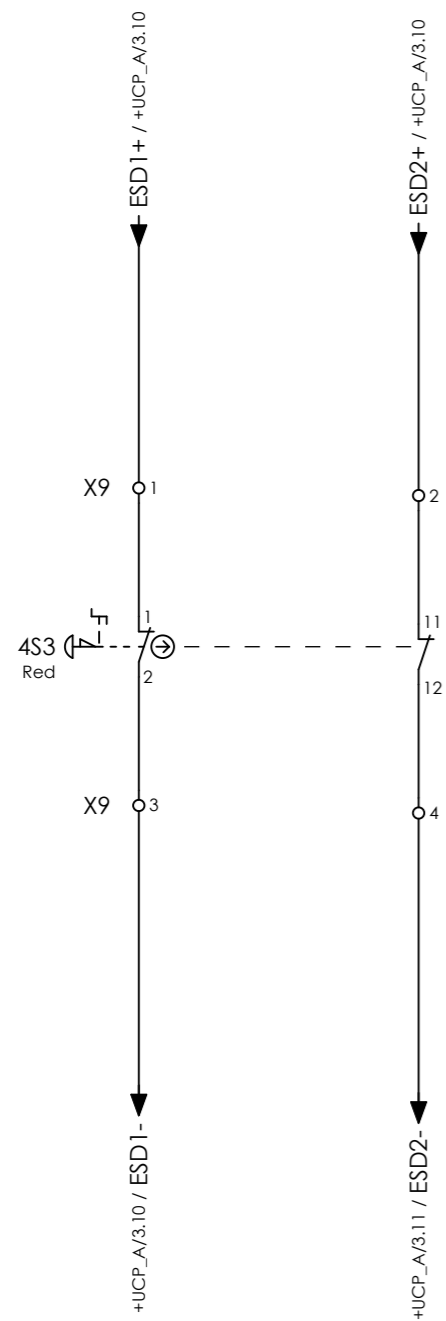


CLIENT DWG NO.	N/A
EQUIPMENT NO.	20-C-1002, 20-C-7080
EQUIPMENT LOCATION	Iran, Onshore

SUBJECT CONNECTION LAMPS	
ADAPTED TO P&ID REVISION	01
CLIENT	Bushehr Petrochemical Company (BUPC)
CLIENT REF.	Bushehr MEG Plant Project
AIRPACK REF.	17811-COM

DRAWN BY	htaher
CHECKED BY	RBE
LAST MODIFICATION DATE	24-11-2020
AIRPACK DWG NO.	17811-05
REVISION	00
TOTAL PAGE AMOUNT	51

= COMA
+ LCP_A
CURRENT PAGE



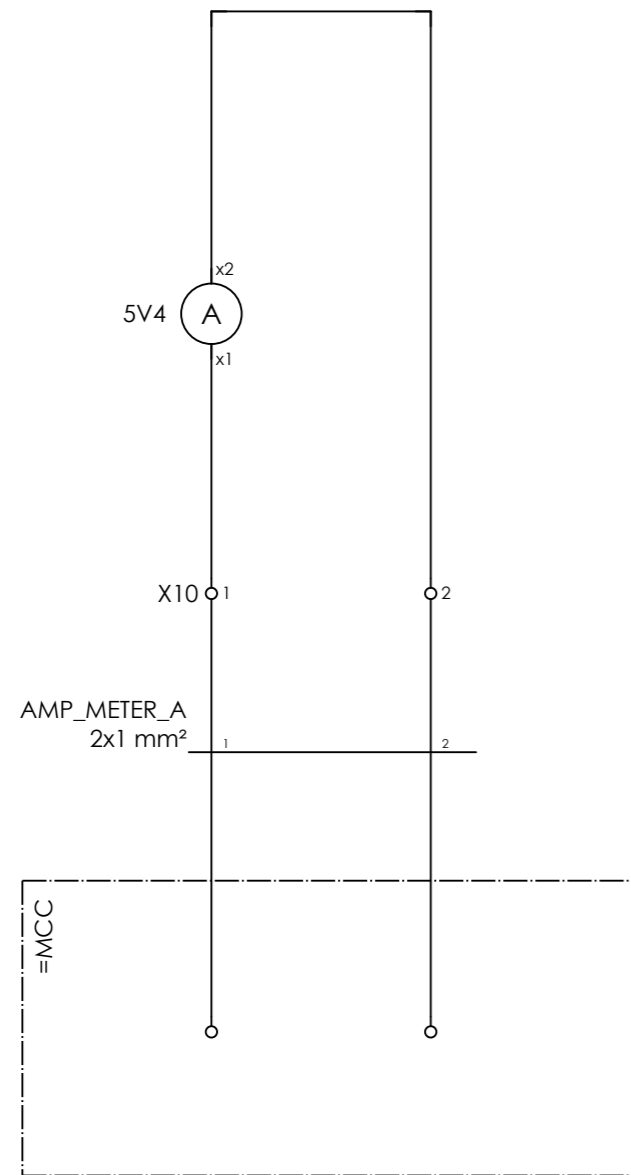
COMPRESSOR A
ESD BUTTON
PB-003



CLIENT DWG NO.	N/A
EQUIPMENT NO.	20-C-1002, 20-C-7080
EQUIPMENT LOCATION	Iran, Onshore
THIS DRAWING IS OWNED BY AIRPACK, AND SHALL NOT BE PRINTED OR COPIED IN ANY OTHER WAY THAN WITH AIRPACKS PERMISSION!	

SUBJECT CONNECTION ESD BUTTON	
ADAPTED TO P&ID REVISION	01
CLIENT	Bushehr Petrochemical Company (BUPC)
CLIENT REF.	Bushehr MEG Plant Project
AIRPACK REF.	17811-COM

DRAWN BY	htaher	= COMA
CHECKED BY	RBE	+ LCP_A
LAST MODIFICATION DATE	24-11-2020	CURRENT PAGE
AIRPACK DWG NO.	17811-05	
REVISION	00	
TOTAL PAGE AMOUNT	52	



COMPRESSOR A
AMPEREMETER SIGNAL
FROM MCC

Terminal diagram

Cable name		Strip =COMA+LCP_A-X5 CONNECTION PUSHBUTTONS AND LAMPS						Cable name																	
1	2	3	4	5	6	7	8	9	10	11	12	13	14	15	16	17	18	19	20	21	22	23	24	25	26
Target designation	Connection point	Terminal	Jumper	Target designation	Connection point	Terminal	Jumper	Target designation	Connection point																
+UCP-A-X5	1	1	.	-2S4	3																				
+UCP-A-X5	2	2	.	-2S4	4																				
+UCP-A-X5	3	3	.	-2S6	1																				
+UCP-A-X5	4	4	.	-2S6	2																				
+UCP-A-X5	5	5	.	-2S8	3																				
+UCP-A-X5	6	6	.	-2S8	4																				
+UCP-A-X5	7	7	.	-2S10	3																				
+UCP-A-X5	8	8	.	-2S10	4																				
+UCP-A-X5	9	9	.	-2S10	13																				
+UCP-A-X5	10	10	.	-2S10	14																				
+UCP-A-X5	11	11	.																						
+UCP-A-X5	12	12	.																						
+UCP-A-X5	13	13	.																						
+UCP-A-X5	14	14	.																						
+UCP-A-X5	15	15	.	-3H4	x1																				
+UCP-A-X5	16	16	.	-3H4	x2																				
+UCP-A-X5	17	17	.	-3H6	x1																				
+UCP-A-X5	18	18	.	-3H6	x2																				
+UCP-A-X5	19	19	.	-3H8	x1																				
+UCP-A-X5	20	20	.	-3H8	x2																				
+UCP-A-X5	21	21	.	-3H10	x1																				
+UCP-A-X5	22	22	.	-3H10	x2																				
+UCP-A-X5	23	23	.																						
+UCP-A-X5	24	24	.																						
+UCP-A-X5	25	25	.																						
+UCP-A-X5	26	26	.																						



CLIENT DWG NO. N/A
 EQUIPMENT NO. 20-C-1002, 20-C-7080
 EQUIPMENT LOCATION Iran, Onshore
 THIS DRAWING IS OWNED BY AIRPACK, AND SHALL NOT BE PRINTED OR COPIED IN ANY OTHER WAY THAN WITH AIRPACKS PERMISSION!

SUBJECT Terminal diagram =COMA+LCP_A-X5
 ADAPTED TO P&ID REVISION 01
 CLIENT Bushehr Petrochemical Company (BUPC)
 CLIENT REF. Bushehr MEG Plant Project
 AIRPACK REF. 17811-COM

DRAWN BY htaher
 CHECKED BY RBE
 LAST MODIFICATION DATE 24-11-2020
 AIRPACK DWG NO. 17811-05
 REVISION 00
 TOTAL PAGE AMOUNT 54

= COMA
 + LCP_A
 CURRENT PAGE

Terminal diagram

Cable name		Connection point		Terminal	Jumper	Target designation	Target designation	Connection point
Strip =COMA+LCP_A-X9 CONNECTION ESD BUTTON		1		1	.	-4S3	+UCP-A-X9	1
		2		3	.	-4S3	+UCP-A-X9	3
+UCP-ESD_LCP_A		4x1 mm²		1				3



CLIENT DWG NO. N/A
 EQUIPMENT NO. 20-C-1002, 20-C-7080
 EQUIPMENT LOCATION Iran, Onshore
 THIS DRAWING IS OWNED BY AIRPACK, AND SHALL NOT BE PRINTED OR COPIED IN ANY OTHER WAY THAN WITH AIRPACKS PERMISSION!

SUBJECT Terminal diagram =COMA+LCP_A-X9
 ADAPTED TO P&ID REVISION 01
 CLIENT Bushehr Petrochemical Company (BUPC)
 CLIENT REF. Bushehr MEG Plant Project
 AIRPACK REF. 17811-COM

DRAWN BY htaher
 CHECKED BY RBE
 LAST MODIFICATION DATE 24-11-2020
 AIRPACK DWG NO. 17811-05
 REVISION 00
 TOTAL PAGE AMOUNT 55

= COMA
 + LCP_A
 CURRENT PAGE

Terminal diagram

Cable name		Connection point		Terminal		Jumper		Target designation	
Strip =COMA+LCP_A-X10 CONNECTION AMPEREMETER FROM MCC		1	2	1	2	.	.	-5V4	-5V4
		Connection point		Terminal		Jumper		Target designation	
Cable name		Connection point		Terminal		Jumper		Target designation	
-AMP_METER_A	2x1 mm²	1	2						



CLIENT DWG NO. N/A
 EQUIPMENT NO. 20-C-1002, 20-C-7080
 EQUIPMENT LOCATION Iran, Onshore
 THIS DRAWING IS OWNED BY AIRPACK, AND SHALL NOT BE PRINTED OR COPIED IN ANY OTHER WAY THAN WITH AIRPACKS PERMISSION!

SUBJECT Terminal diagram =COMA+LCP_A-X10
 ADAPTED TO P&ID REVISION 01
 CLIENT Bushehr Petrochemical Company (BUPC)
 CLIENT REF. Bushehr MEG Plant Project
 AIRPACK REF. 17811-COM

DRAWN BY htaher
 CHECKED BY RBE
 LAST MODIFICATION DATE 24-11-2020
 AIRPACK DWG NO. 17811-05
 REVISION 00
 TOTAL PAGE AMOUNT 56

= COMA
 + LCP_A
 CURRENT PAGE

TERMINAL STRIP DEFINITION

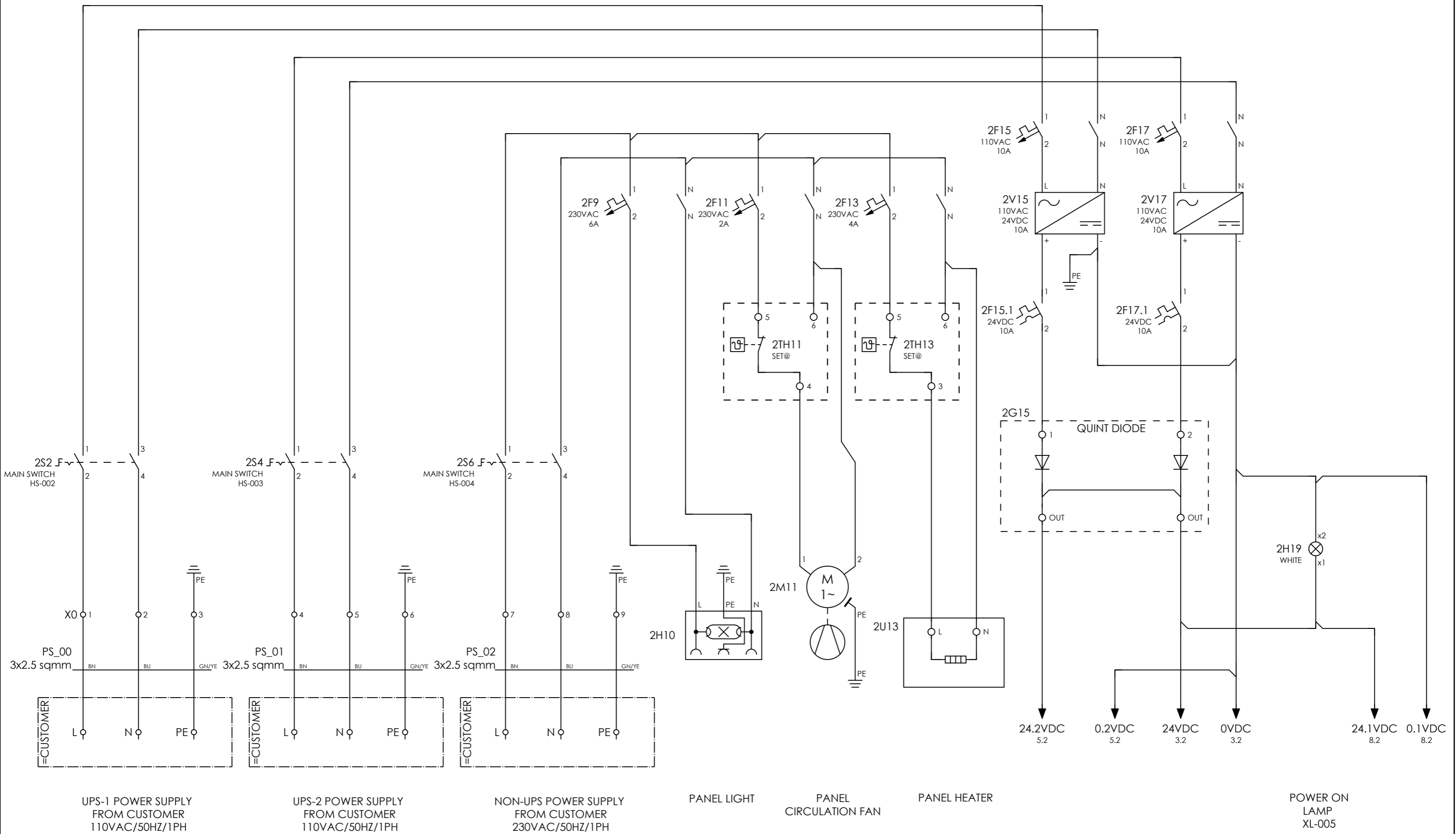
- X0 = POWER SUPPLY 110VAC / 230VAC FROM CUSTOMER
- X1 = SOLENOIDS
- X2 = ANALOGUE INPUTS
- X2.1 = ANALOGUE OUTPUTS
- X4 = SERIAL COMMUNICATION RS-485 TO CUSTOMER
- X5 = CONNECTION PUSHBUTTONS / LAMPS
- X8 = SIGNALS TO / FROM MCC
- X9 = EMERGENCY SHUTDOWN
- X11 = SIGNALS FROM DCS



CLIENT DWG NO.	N/A
EQUIPMENT NO.	20-C-1002, 20-C-7080
EQUIPMENT LOCATION	Iran, Onshore
THIS DRAWING IS OWNED BY AIRPACK, AND SHALL NOT BE PRINTED OR COPIED IN ANY OTHER WAY THAN WITH AIRPACKS PERMISSION!	

SUBJECT TERMINAL STRIP DEFINITION	
ADAPTED TO P&ID REVISION	01
CLIENT	Bushehr Petrochemical Company (BUPC)
CLIENT REF.	Bushehr MEG Plant Project
AIRPACK REF.	17811-COM

DRAWN BY	htaher	= COMB
CHECKED BY	RBE	+ UCP_B
LAST MODIFICATION DATE	24-11-2020	CURRENT PAGE
AIRPACK DWG NO.	17811-05	
REVISION	00	
TOTAL PAGE AMOUNT	57	



UPS-1 POWER SUPPLY FROM CUSTOMER 110VAC/50HZ/1PH

UPS-2 POWER SUPPLY FROM CUSTOMER 110VAC/50HZ/1PH

NON-UPS POWER SUPPLY FROM CUSTOMER 230VAC/50HZ/1PH

PANEL LIGHT

PANEL CIRCULATION FAN

PANEL HEATER

POWER ON LAMP XL-005

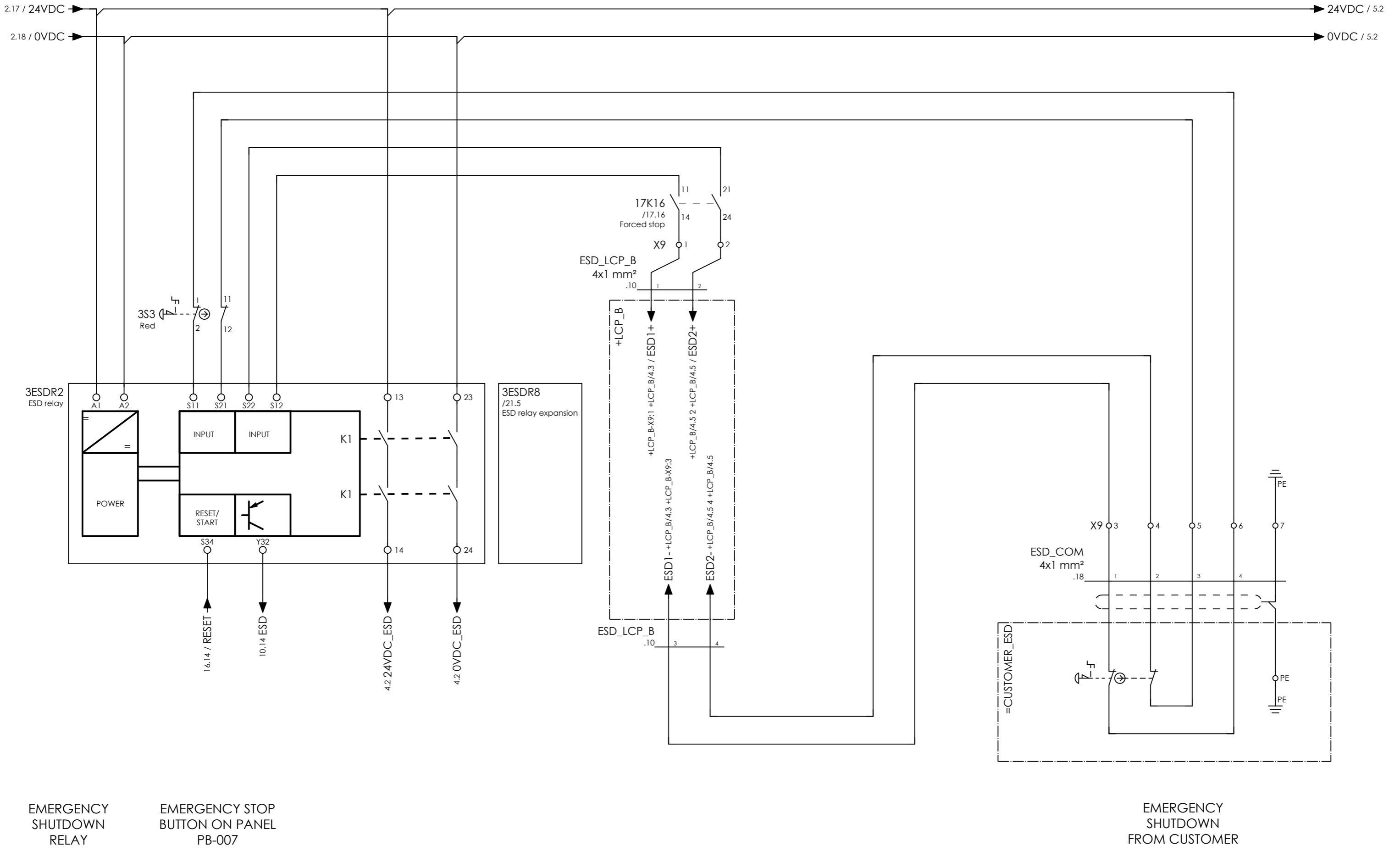


CLIENT DWG NO.	N/A
EQUIPMENT NO.	20-C-1002, 20-C-7080
EQUIPMENT LOCATION	Iran, Onshore
THIS DRAWING IS OWNED BY AIRPACK, AND SHALL NOT BE PRINTED OR COPIED IN ANY OTHER WAY THAN WITH AIRPACKS PERMISSION!	

SUBJECT POWER SUPPLY	
ADAPTED TO P&ID REVISION	01
CLIENT	Bushehr Petrochemical Company (BUPC)
CLIENT REF.	Bushehr MEG Plant Project
AIRPACK REF.	17811-COM

DRAWN BY	htaher
CHECKED BY	RBE
LAST MODIFICATION DATE	24-11-2020
AIRPACK DWG NO.	17811-05
REVISION	00
TOTAL PAGE AMOUNT	58

= COMB
+ UCP_B
CURRENT PAGE



EMERGENCY SHUTDOWN RELAY

EMERGENCY STOP BUTTON ON PANEL PB-007

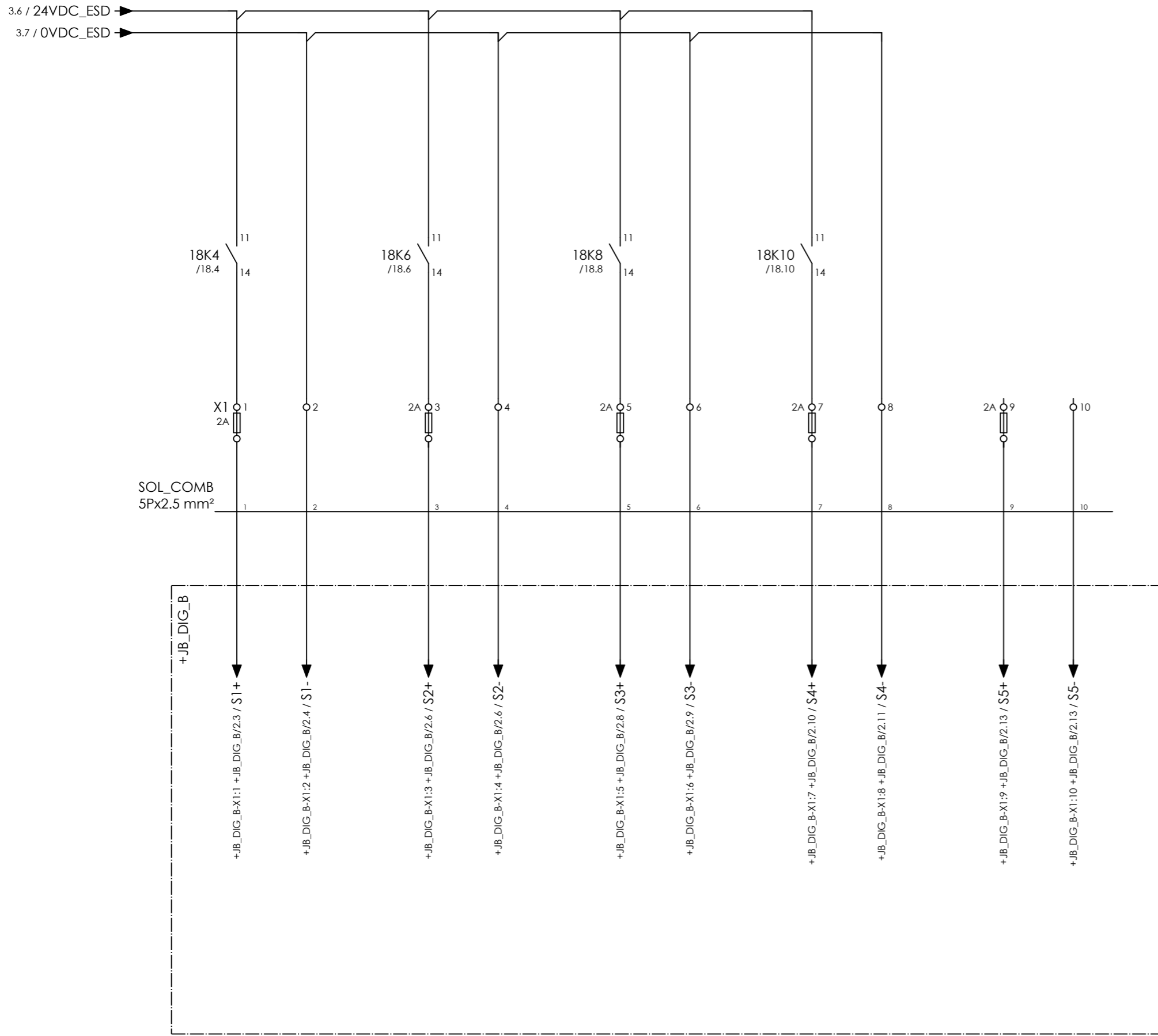
EMERGENCY SHUTDOWN FROM CUSTOMER



CLIENT DWG NO.	N/A
EQUIPMENT NO.	20-C-1002, 20-C-7080
EQUIPMENT LOCATION	Iran, Onshore
THIS DRAWING IS OWNED BY AIRPACK, AND SHALL NOT BE PRINTED OR COPIED IN ANY OTHER WAY THAN WITH AIRPACKS PERMISSION!	

SUBJECT EMERGENCY SHUTDOWN	
ADAPTED TO P&ID REVISION	01
CLIENT	Bushehr Petrochemical Company (BUPC)
CLIENT REF.	Bushehr MEG Plant Project
AIRPACK REF.	17811-COM

DRAWN BY	htaher	= COMB
CHECKED BY	RBE	+ UCP_B
LAST MODIFICATION DATE	24-11-2020	CURRENT PAGE
AIRPACK DWG NO.	17811-05	
REVISION	00	
TOTAL PAGE AMOUNT	59	



COMPRESSOR B INLET SOLENOID VALVE XY-002B COMPRESSOR B COOLING WATER INLET SOLENOID VALVE XY-002B SPARE SPARE SPARE

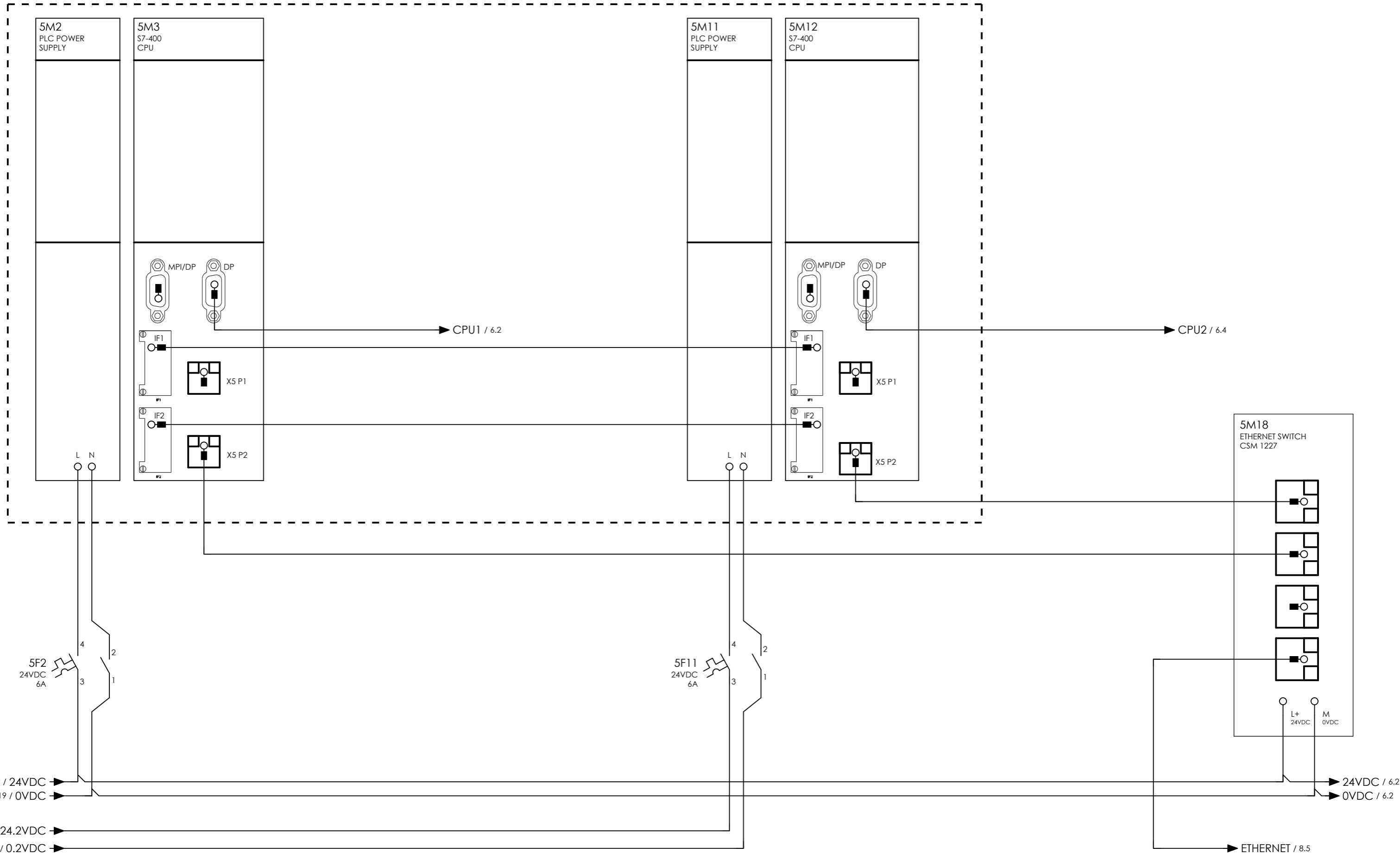


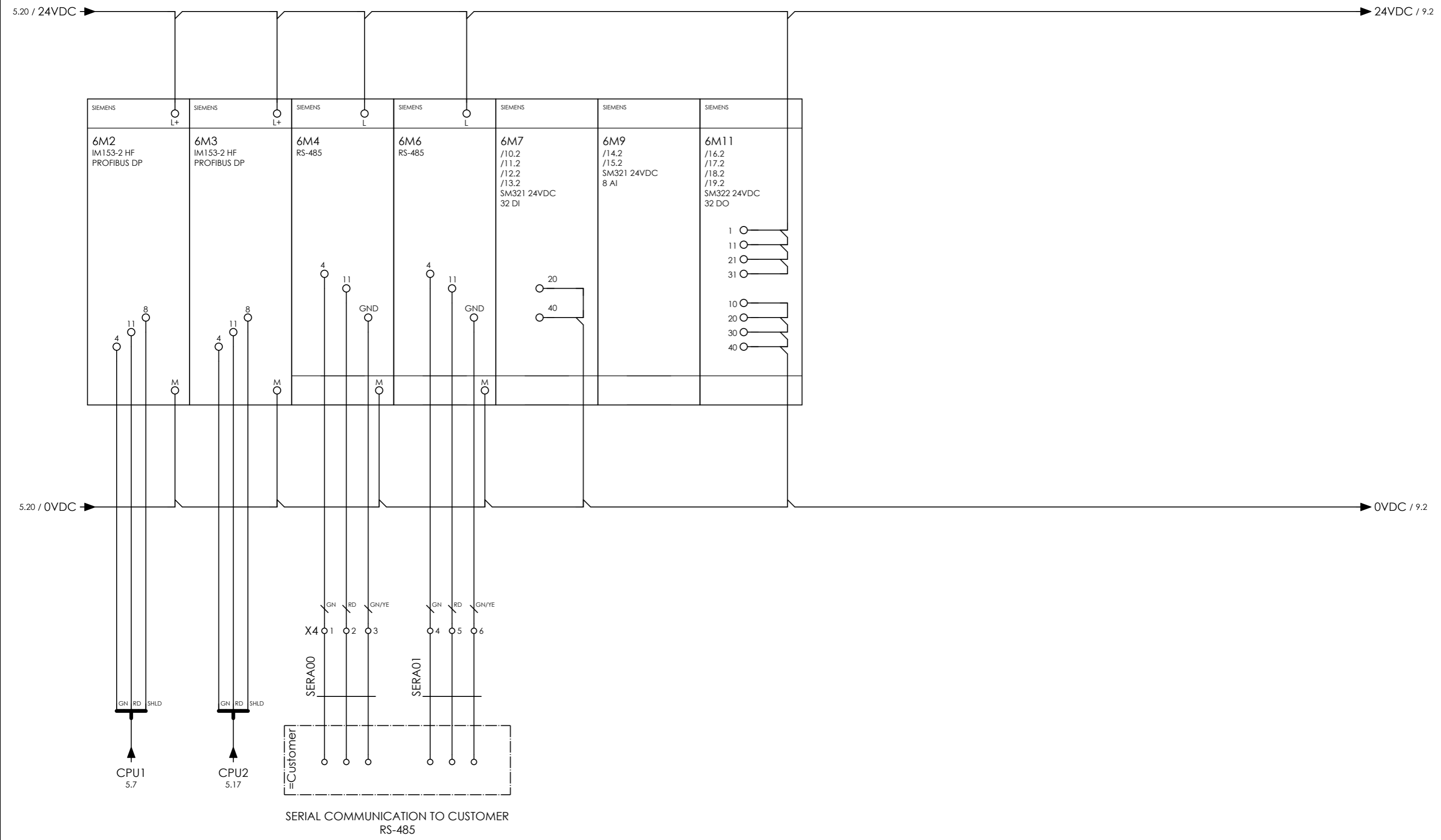
CLIENT DWG NO.	N/A
EQUIPMENT NO.	20-C-1002, 20-C-7080
EQUIPMENT LOCATION	Iran, Onshore
THIS DRAWING IS OWNED BY AIRPACK, AND SHALL NOT BE PRINTED OR COPIED IN ANY OTHER WAY THAN WITH AIRPACKS PERMISSION!	

SUBJECT SOLENOIDS	
ADAPTED TO P&ID REVISION	01
CLIENT	Bushehr Petrochemical Company (BUPC)
CLIENT REF.	Bushehr MEG Plant Project
AIRPACK REF.	17811-COM

DRAWN BY	htaher
CHECKED BY	RBE
LAST MODIFICATION DATE	24-11-2020
AIRPACK DWG NO.	17811-05
REVISION	00
TOTAL PAGE AMOUNT	60

= COMB
+ UCP_B
CURRENT PAGE





CLIENT DWG NO.	N/A
EQUIPMENT NO.	20-C-1002, 20-C-7080
EQUIPMENT LOCATION	Iran, Onshore
THIS DRAWING IS OWNED BY AIRPACK, AND SHALL NOT BE PRINTED OR COPIED IN ANY OTHER WAY THAN WITH AIRPACKS PERMISSION!	

SUBJECT IO RACK	
ADAPTED TO P&ID REVISION	01
CLIENT	Bushehr Petrochemical Company (BUPC)
CLIENT REF.	Bushehr MEG Plant Project
AIRPACK REF.	17811-COM

DRAWN BY	htaher	= COMB
CHECKED BY	RBE	+ UCP_B
LAST MODIFICATION DATE	24-11-2020	CURRENT PAGE
AIRPACK DWG NO.	17811-05	
REVISION	00	
TOTAL PAGE AMOUNT	62	

THIS PAGE INTENTIONALLY LEFT BLANK



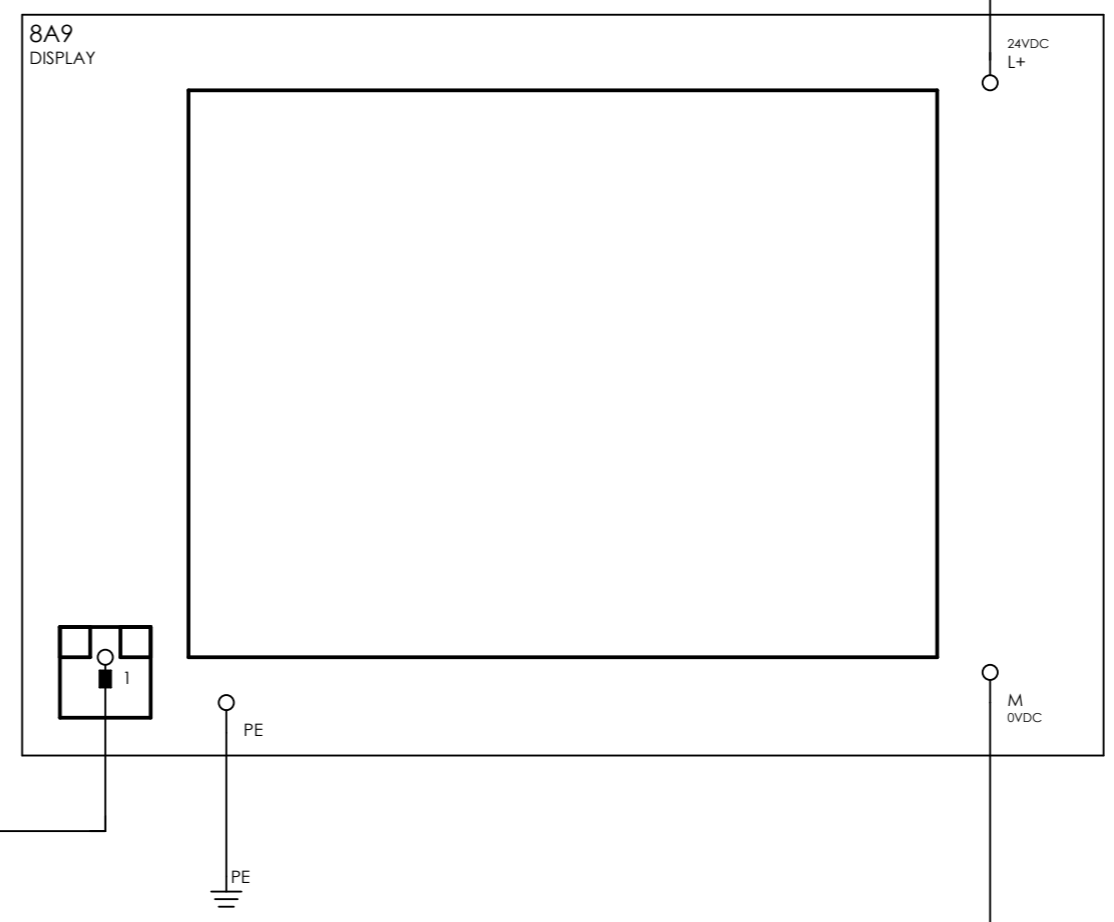
CLIENT DWG NO.	N/A
EQUIPMENT NO.	20-C-1002, 20-C-7080
EQUIPMENT LOCATION	Iran, Onshore
THIS DRAWING IS OWNED BY AIRPACK, AND SHALL NOT BE PRINTED OR COPIED IN ANY OTHER WAY THAN WITH AIRPACKS PERMISSION!	

SUBJECT EMPTY PAGE	
ADAPTED TO P&ID REVISION	01
CLIENT	Bushehr Petrochemical Company (BUPC)
CLIENT REF.	Bushehr MEG Plant Project
AIRPACK REF.	17811-COM

DRAWN BY	htaheer
CHECKED BY	RBE
LAST MODIFICATION DATE	24-11-2020
AIRPACK DWG NO.	17811-05
REVISION	00
TOTAL PAGE AMOUNT	63

= COMB
+ UCP_B
CURRENT PAGE

2.19 / 24.1VDC → 24.1VDC / 10.3



5.18 / ETHERNET → UTP

2.20 / 0.1VDC → 0.1VDC / 16.2



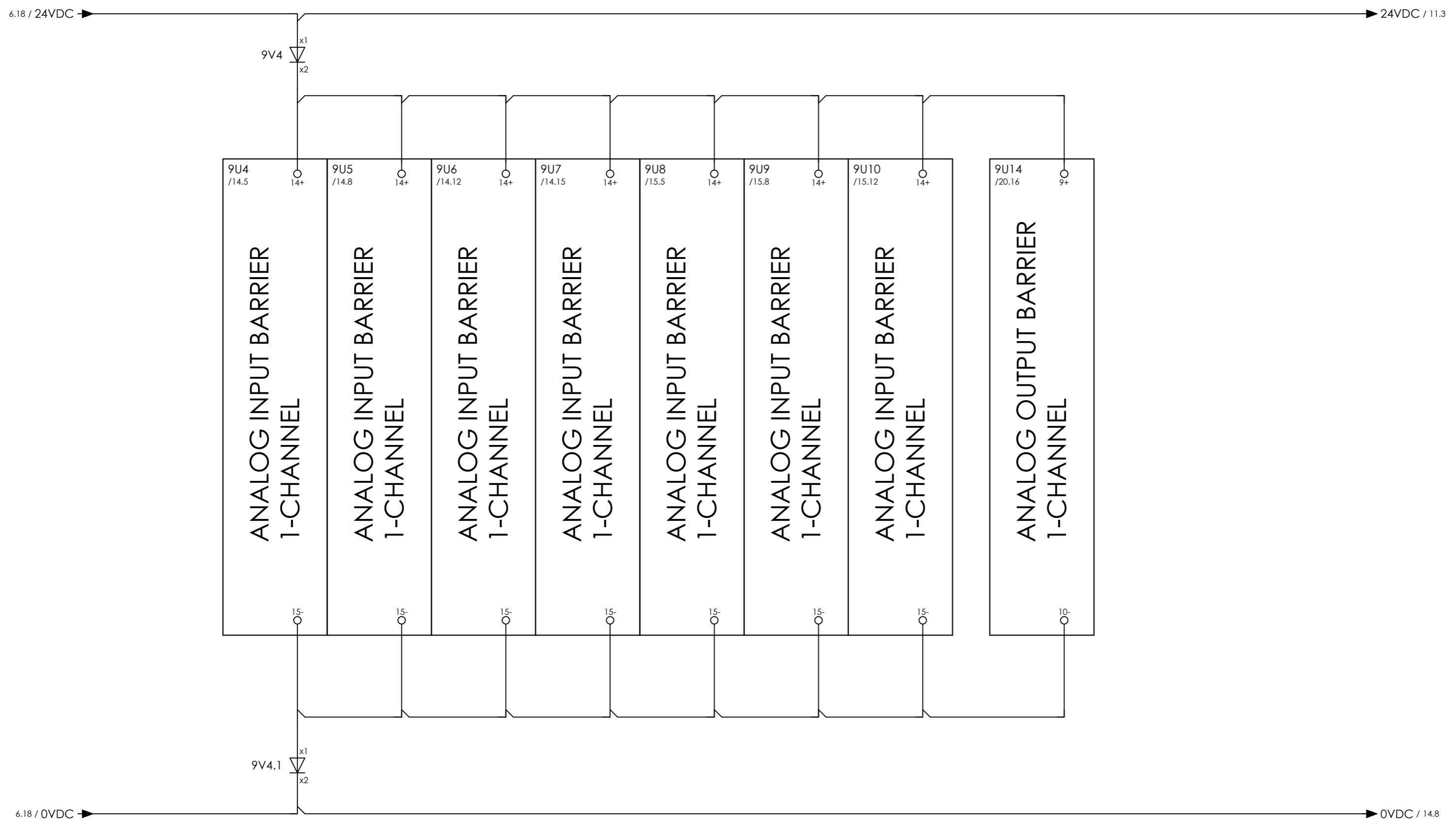
CLIENT DWG NO.	N/A
EQUIPMENT NO.	20-C-1002, 20-C-7080
EQUIPMENT LOCATION	Iran, Onshore

THIS DRAWING IS OWNED BY AIRPACK, AND SHALL NOT BE PRINTED OR COPIED IN ANY OTHER WAY THAN WITH AIRPACKS PERMISSION!

SUBJECT DISPLAY	
ADAPTED TO P&ID REVISION	01
CLIENT	Bushehr Petrochemical Company (BUPC)
CLIENT REF.	Bushehr MEG Plant Project
AIRPACK REF.	17811-COM

DRAWN BY	htaher
CHECKED BY	RBE
LAST MODIFICATION DATE	24-11-2020
AIRPACK DWG NO.	17811-05
REVISION	00
TOTAL PAGE AMOUNT	64

= COMB
+ UCP_B
CURRENT PAGE



CLIENT DWG NO.	N/A
EQUIPMENT NO.	20-C-1002, 20-C-7080
EQUIPMENT LOCATION	Iran, Onshore
THIS DRAWING IS OWNED BY AIRPACK, AND SHALL NOT BE PRINTED OR COPIED IN ANY OTHER WAY THAN WITH AIRPACKS PERMISSION!	

SUBJECT BARRIERS	
ADAPTED TO P&ID REVISION	01
CLIENT	Bushehr Petrochemical Company (BUPC)
CLIENT REF.	Bushehr MEG Plant Project
AIRPACK REF.	17811-COM

DRAWN BY	htaher	= COMB
CHECKED BY	RBE	+ UCP_B
LAST MODIFICATION DATE	24-11-2020	CURRENT PAGE
AIRPACK DWG NO.	17811-05	
REVISION	00	
TOTAL PAGE AMOUNT	65	

8.19 / 24.1VDC → 24.1VDC /

10S4 E
GREEN

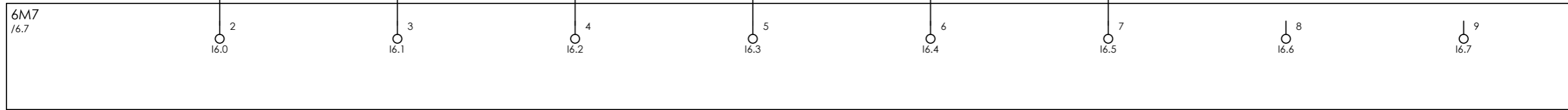
10S6 E
RED

10S8 E
BLACK

10S10 E
BLACK

10S12 E
BLACK

ESD / 3.4



COMPRESSOR B
START
PB-005

COMPRESSOR B
STOP
PB-006

COMPRESSOR B
LAMPTEST
PB-008

COMPRESSOR B
ACCEPT
PB-009

COMPRESSOR B
RESET
PB-010

ESD
ENGAGED

SPARE

SPARE

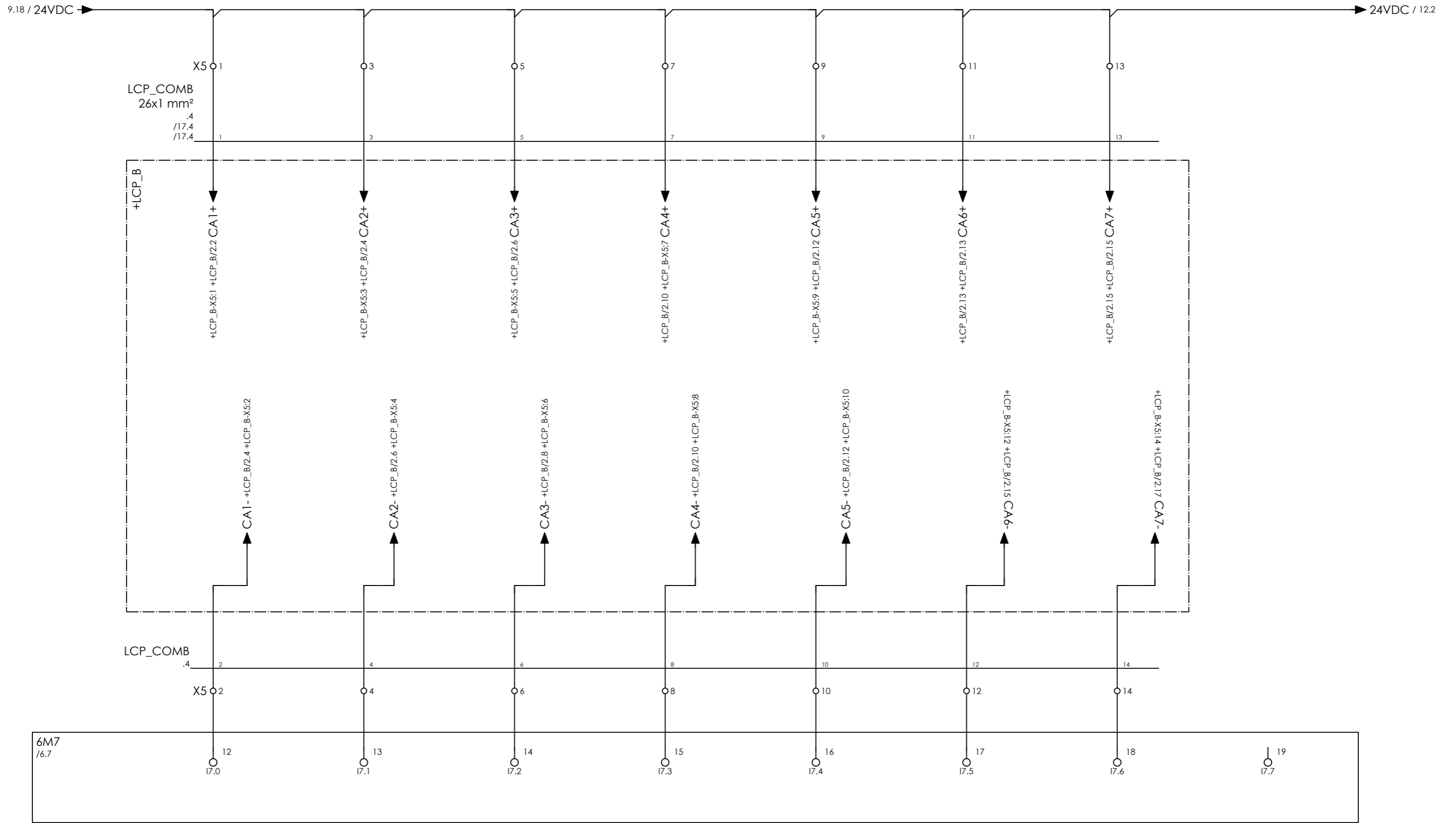


CLIENT DWG NO.	N/A
EQUIPMENT NO.	20-C-1002, 20-C-7080
EQUIPMENT LOCATION	Iran, Onshore

THIS DRAWING IS OWNED BY AIRPACK, AND SHALL NOT BE PRINTED OR COPIED IN ANY OTHER WAY THAN WITH AIRPACKS PERMISSION!

SUBJECT DIGITAL INPUTS	
ADAPTED TO P&ID REVISION	01
CLIENT	Bushehr Petrochemical Company (BUPC)
CLIENT REF.	Bushehr MEG Plant Project
AIRPACK REF.	17811-COM

DRAWN BY	htaher	= COMB
CHECKED BY	RBE	+ UCP_B
LAST MODIFICATION DATE	24-11-2020	CURRENT PAGE
AIRPACK DWG NO.	17811-05	
REVISION	00	
TOTAL PAGE AMOUNT	66	



COMPRESSOR B START PB-001 COMPRESSOR B STOP PB-002 COMPRESSOR B LAMPTEST PB-004 COMPRESSOR B LOCAL HS-001 COMPRESSOR B REMOTE HS-001 SPARE SPARE SPARE

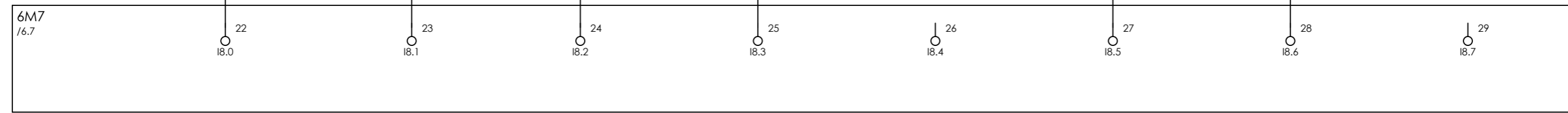


CLIENT DWG NO.	N/A
EQUIPMENT NO.	20-C-1002, 20-C-7080
EQUIPMENT LOCATION	Iran, Onshore
THIS DRAWING IS OWNED BY AIRPACK, AND SHALL NOT BE PRINTED OR COPIED IN ANY OTHER WAY THAN WITH AIRPACKS PERMISSION!	

SUBJECT DIGITAL INPUTS	
ADAPTED TO P&ID REVISION	01
CLIENT	Bushehr Petrochemical Company (BUPC)
CLIENT REF.	Bushehr MEG Plant Project
AIRPACK REF.	17811-COM

DRAWN BY	htaher	= COMB
CHECKED BY	RBE	+ UCP_B
LAST MODIFICATION DATE	24-11-2020	CURRENT PAGE
AIRPACK DWG NO.	17811-05	
REVISION	00	
TOTAL PAGE AMOUNT	67	

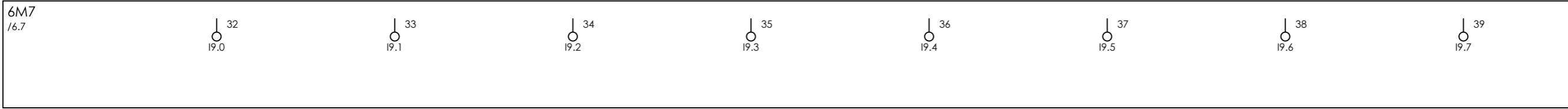
11.19 / 24VDC → 24VDC / 14.8



COMPRESSOR B MAIN MOTOR 20-M-7080 RUNNING COMPRESSOR B MAIN MOTOR 20-M-7080 FAULT SPARE SPARE SPARE COMPRESSOR B PID CONTROL ALARM TIME SYNCHRONIZATION SPARE



CLIENT DWG NO.	N/A	SUBJECT		DRAWN BY	htaher	= COMB
EQUIPMENT NO.	20-C-1002, 20-C-7080	DIGITAL INPUTS		CHECKED BY	RBE	+ UCP_B
EQUIPMENT LOCATION	Iran, Onshore	ADAPTED TO P&ID REVISION	01	LAST MODIFICATION DATE	24-11-2020	CURRENT PAGE
THIS DRAWING IS OWNED BY AIRPACK, AND SHALL NOT BE PRINTED OR COPIED IN ANY OTHER WAY THAN WITH AIRPACKS PERMISSION!		CLIENT	Bushehr Petrochemical Company (BUPC)	AIRPACK DWG NO.	17811-05	
		CLIENT REF.	Bushehr MEG Plant Project	REVISION	00	
		AIRPACK REF.	17811-COM	TOTAL PAGE AMOUNT	68	



SPARE SPARE SPARE SPARE SPARE SPARE SPARE SPARE

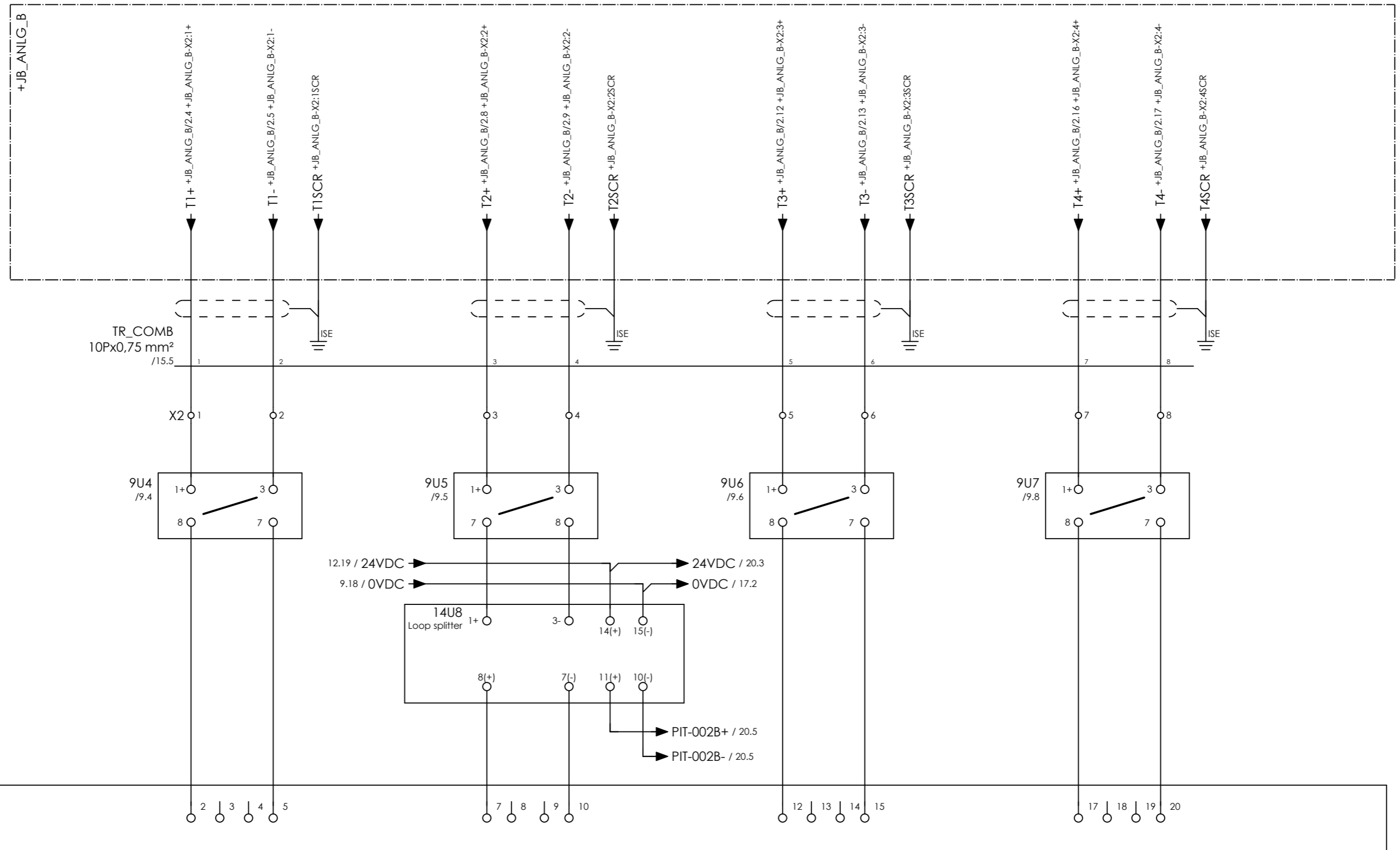


CLIENT DWG NO.	N/A
EQUIPMENT NO.	20-C-1002, 20-C-7080
EQUIPMENT LOCATION	Iran, Onshore
THIS DRAWING IS OWNED BY AIRPACK, AND SHALL NOT BE PRINTED OR COPIED IN ANY OTHER WAY THAN WITH AIRPACKS PERMISSION!	

SUBJECT DIGITAL INPUTS	
ADAPTED TO P&ID REVISION	01
CLIENT	Bushehr Petrochemical Company (BUPC)
CLIENT REF.	Bushehr MEG Plant Project
AIRPACK REF.	17811-COM

DRAWN BY	htaher
CHECKED BY	RBE
LAST MODIFICATION DATE	24-11-2020
AIRPACK DWG NO.	17811-05
REVISION	00
TOTAL PAGE AMOUNT	69

= COMB
+ UCP_B
CURRENT PAGE



COMPRESSOR B
INLET PRESSURE
PIT-001B

COMPRESSOR B
OUTLET PPRESSION
PIT-002B

COMPRESSOR B
OIL STSYEM PRESSURE
PIT-003B

COMPRESSOR B
INLET TEMPERATURE
TIT-001B

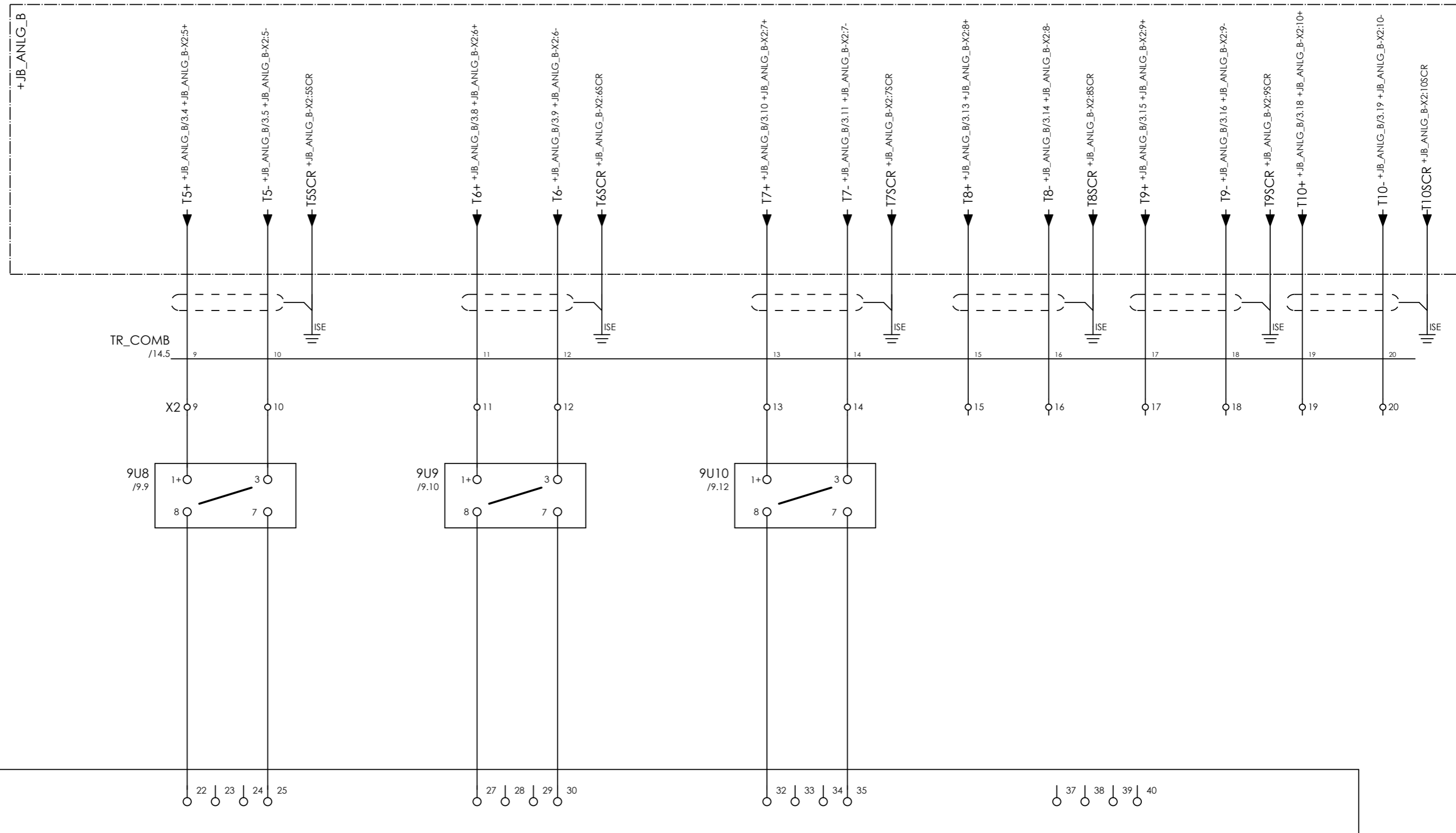


CLIENT DWG NO.	N/A
EQUIPMENT NO.	20-C-1002, 20-C-7080
EQUIPMENT LOCATION	Iran, Onshore
THIS DRAWING IS OWNED BY AIRPACK, AND SHALL NOT BE PRINTED OR COPIED IN ANY OTHER WAY THAN WITH AIRPACKS PERMISSION!	

SUBJECT ANALOG INPUTS	
ADAPTED TO P&ID REVISION	01
CLIENT	Bushehr Petrochemical Company (BUPC)
CLIENT REF.	Bushehr MEG Plant Project
AIRPACK REF.	17811-COM

DRAWN BY	htaher
CHECKED BY	RBE
LAST MODIFICATION DATE	24-11-2020
AIRPACK DWG NO.	17811-05
REVISION	00
TOTAL PAGE AMOUNT	70

= COMB
+ UCP_B
CURRENT PAGE



COMPRESSOR B
UPSTREAM AFTER COOLER TEMPERATURE
TIT-002B

SPARE

SPARE

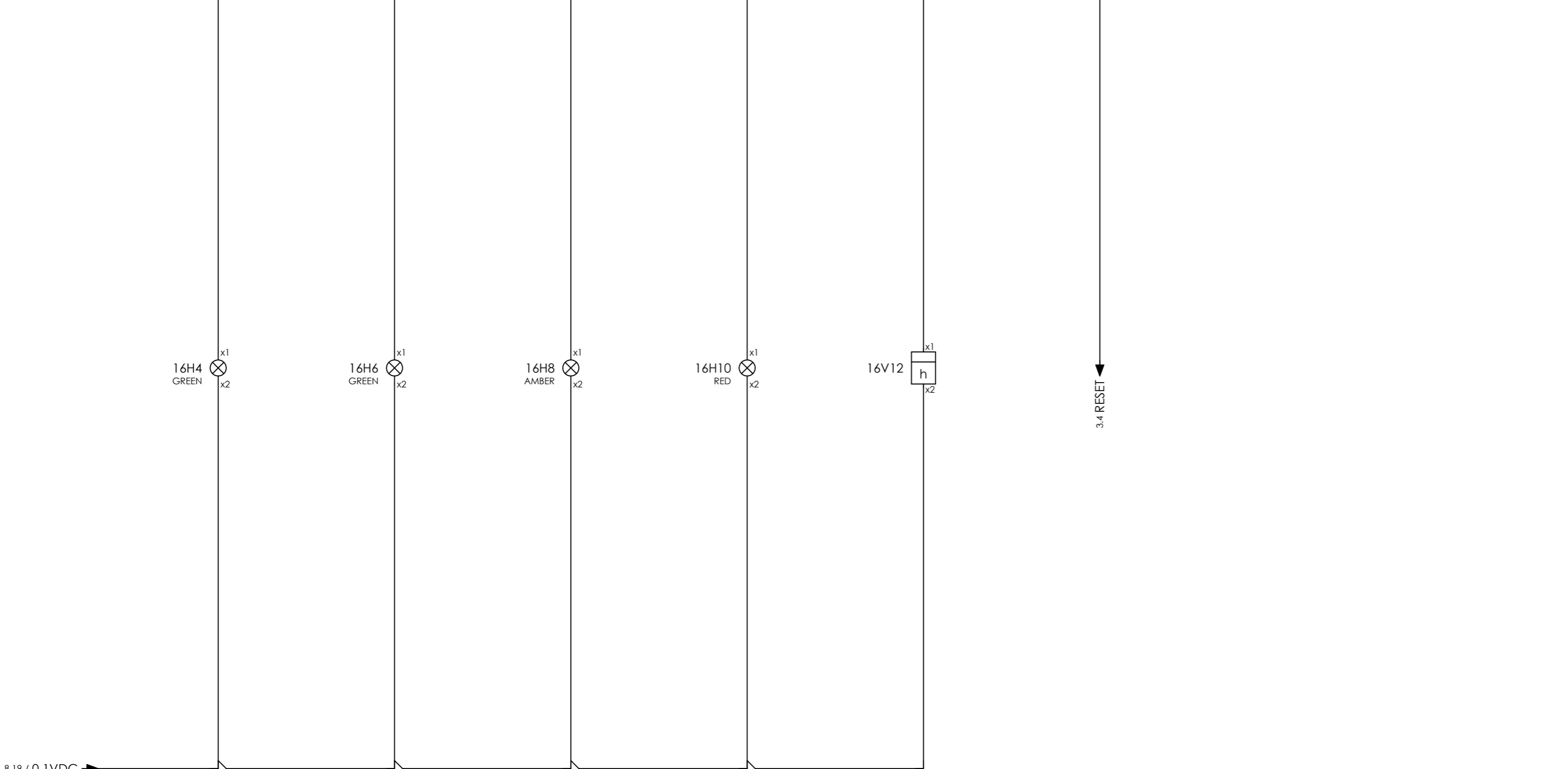

SPARE



CLIENT DWG NO.	N/A
EQUIPMENT NO.	20-C-1002, 20-C-7080
EQUIPMENT LOCATION	Iran, Onshore
THIS DRAWING IS OWNED BY AIRPACK, AND SHALL NOT BE PRINTED OR COPIED IN ANY OTHER WAY THAN WITH AIRPACKS PERMISSION!	

SUBJECT ANALOG INPUTS	
ADAPTED TO P&ID REVISION	01
CLIENT	Bushehr Petrochemical Company (BUPC)
CLIENT REF.	Bushehr MEG Plant Project
AIRPACK REF.	17811-COM

DRAWN BY	htaher	= COMB
CHECKED BY	RBE	+ UCP_B
LAST MODIFICATION DATE	24-11-2020	CURRENT PAGE
AIRPACK DWG NO.	17811-05	
REVISION	00	
TOTAL PAGE AMOUNT	71	



8.19 / 0.1VDC →

COMPRESSOR B OPERATIONAL XL-006 COMPRESSOR B RUNNING XL-007 COMPRESSOR B COMMON ALARM XL-008 COMPRESSOR B COMMON TRIP XL-009 COMPRESSOR B HOURMETER HM-001 RESET ESD RELAY SPARE SPARE



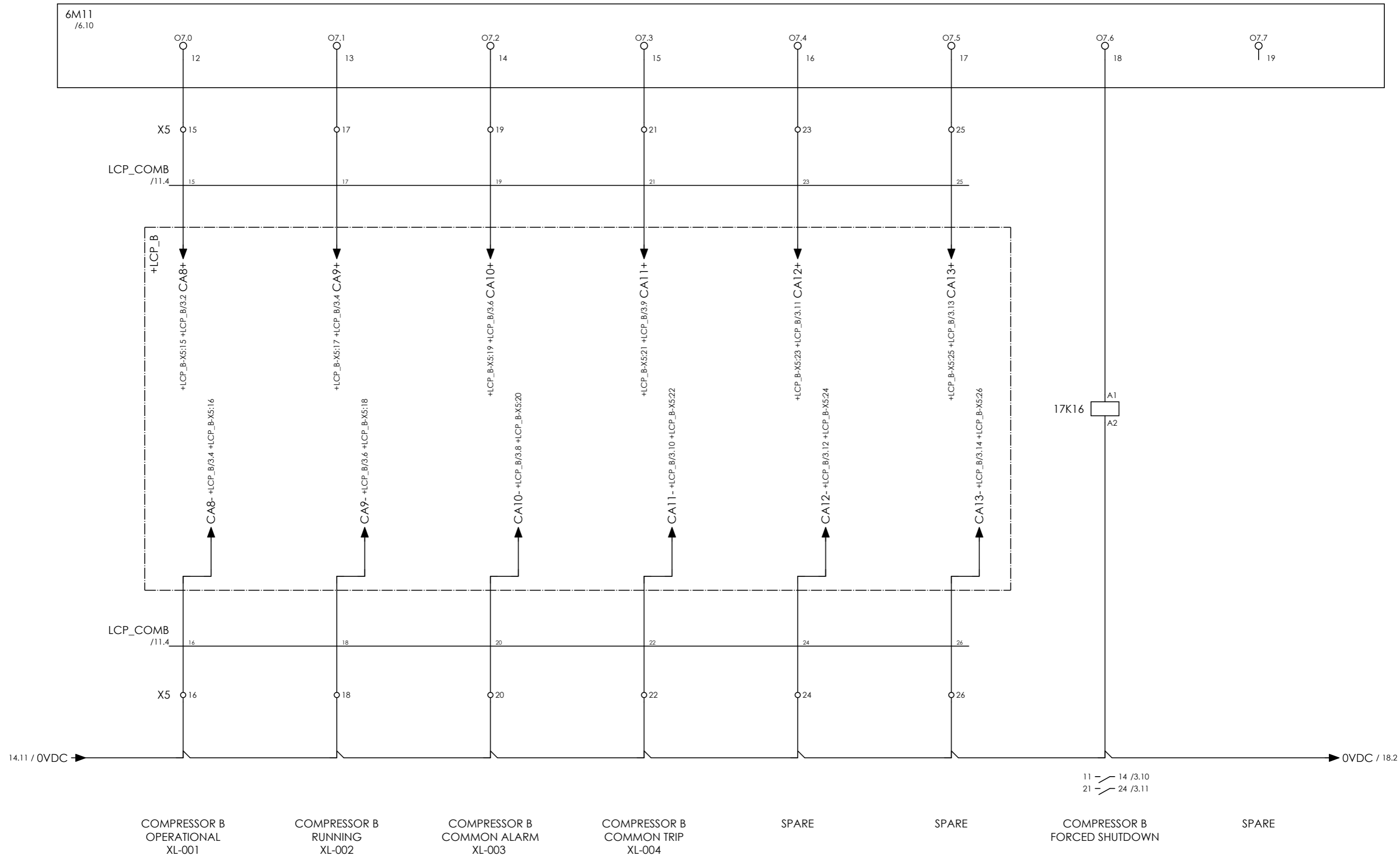
CLIENT DWG NO.	N/A
EQUIPMENT NO.	20-C-1002, 20-C-7080
EQUIPMENT LOCATION	Iran, Onshore

THIS DRAWING IS OWNED BY AIRPACK, AND SHALL NOT BE PRINTED OR COPIED IN ANY OTHER WAY THAN WITH AIRPACKS PERMISSION!

SUBJECT DIGITAL OUTPUTS	
ADAPTED TO P&ID REVISION	01
CLIENT	Bushehr Petrochemical Company (BUPC)
CLIENT REF.	Bushehr MEG Plant Project
AIRPACK REF.	17811-COM

DRAWN BY	htaher
CHECKED BY	RBE
LAST MODIFICATION DATE	24-11-2020
AIRPACK DWG NO.	17811-05
REVISION	00
TOTAL PAGE AMOUNT	72

= COMB
+ UCP_B
CURRENT PAGE

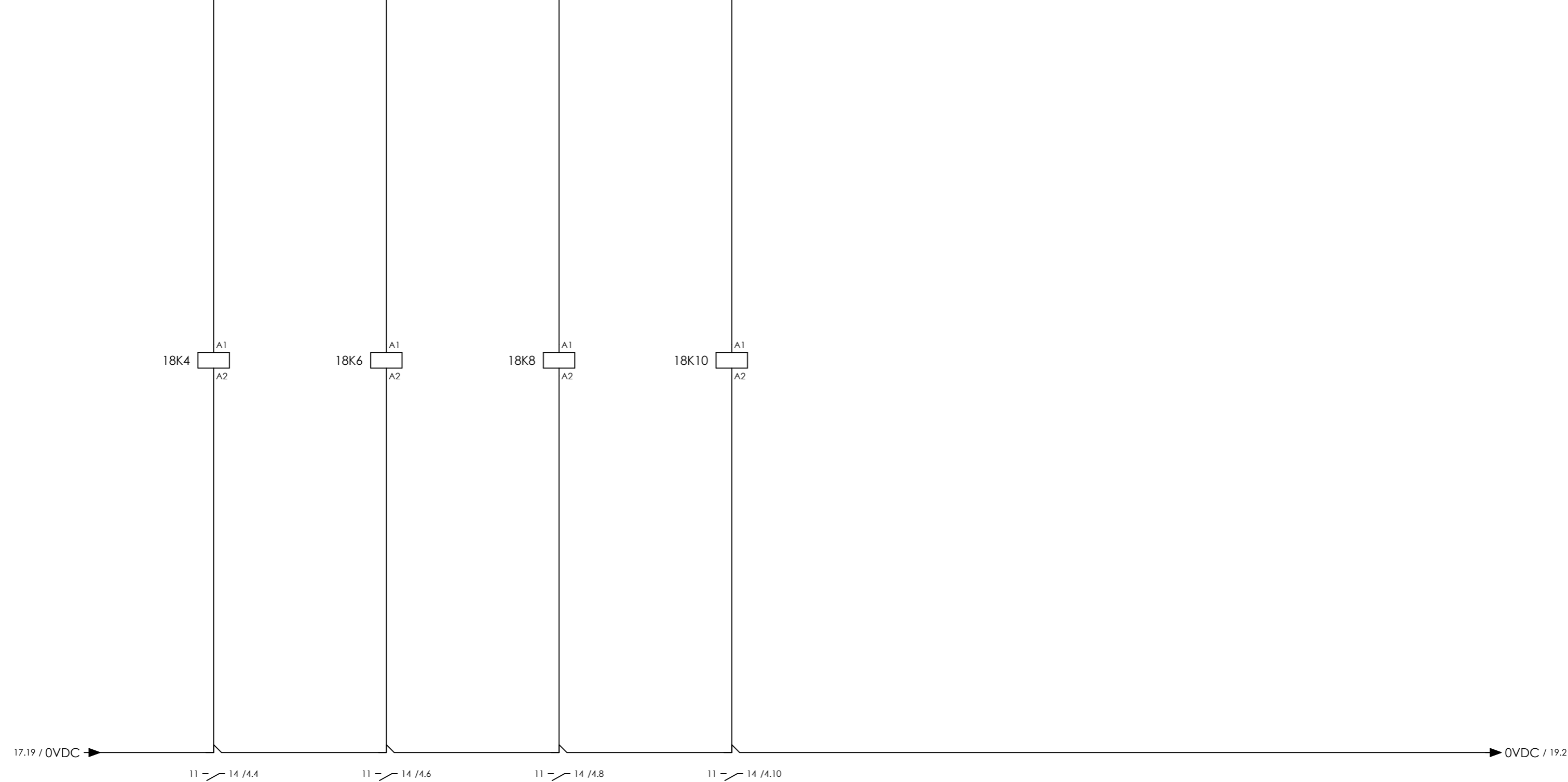


CLIENT DWG NO.	N/A
EQUIPMENT NO.	20-C-1002, 20-C-7080
EQUIPMENT LOCATION	Iran, Onshore

SUBJECT	
DIGITAL OUTPUTS	
ADAPTED TO P&ID REVISION	01
CLIENT	Bushehr Petrochemical Company (BUPC)
CLIENT REF.	Bushehr MEG Plant Project
AIRPACK REF.	17811-COM

DRAWN BY	htaher
CHECKED BY	RBE
LAST MODIFICATION DATE	24-11-2020
AIRPACK DWG NO.	17811-05
REVISION	00
TOTAL PAGE AMOUNT	73

= COMB
+ UCP_B
CURRENT PAGE



COMPRESSOR B SOLENOID VALVE XY-001B COMPRESSOR B SOLENOID VALVE XY-002B SPARE SPARE SPARE SPARE SPARE SPARE




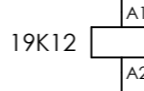
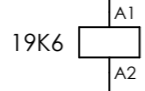
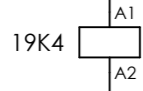
CLIENT DWG NO.	N/A
EQUIPMENT NO.	20-C-1002, 20-C-7080
EQUIPMENT LOCATION	Iran, Onshore

THIS DRAWING IS OWNED BY AIRPACK, AND SHALL NOT BE PRINTED OR COPIED IN ANY OTHER WAY THAN WITH AIRPACKS PERMISSION!

SUBJECT DIGITAL OUTPUTS	
ADAPTED TO P&ID REVISION	01
CLIENT	Bushehr Petrochemical Company (BUPC)
CLIENT REF.	Bushehr MEG Plant Project
AIRPACK REF.	17811-COM

DRAWN BY	htaher
CHECKED BY	RBE
LAST MODIFICATION DATE	24-11-2020
AIRPACK DWG NO.	17811-05
REVISION	00
TOTAL PAGE AMOUNT	74

= COMB
+ UCP_B
CURRENT PAGE



COMPRESSOR B
MAIN MOTOR 20-M-7080
START

COMPRESSOR B
MAIN MOTOR 20-M-7080
STOP

SPARE

SPARE

COMPRESSOR B
PID CONTROL
ACTIVE

SPARE

SPARE

SPARE

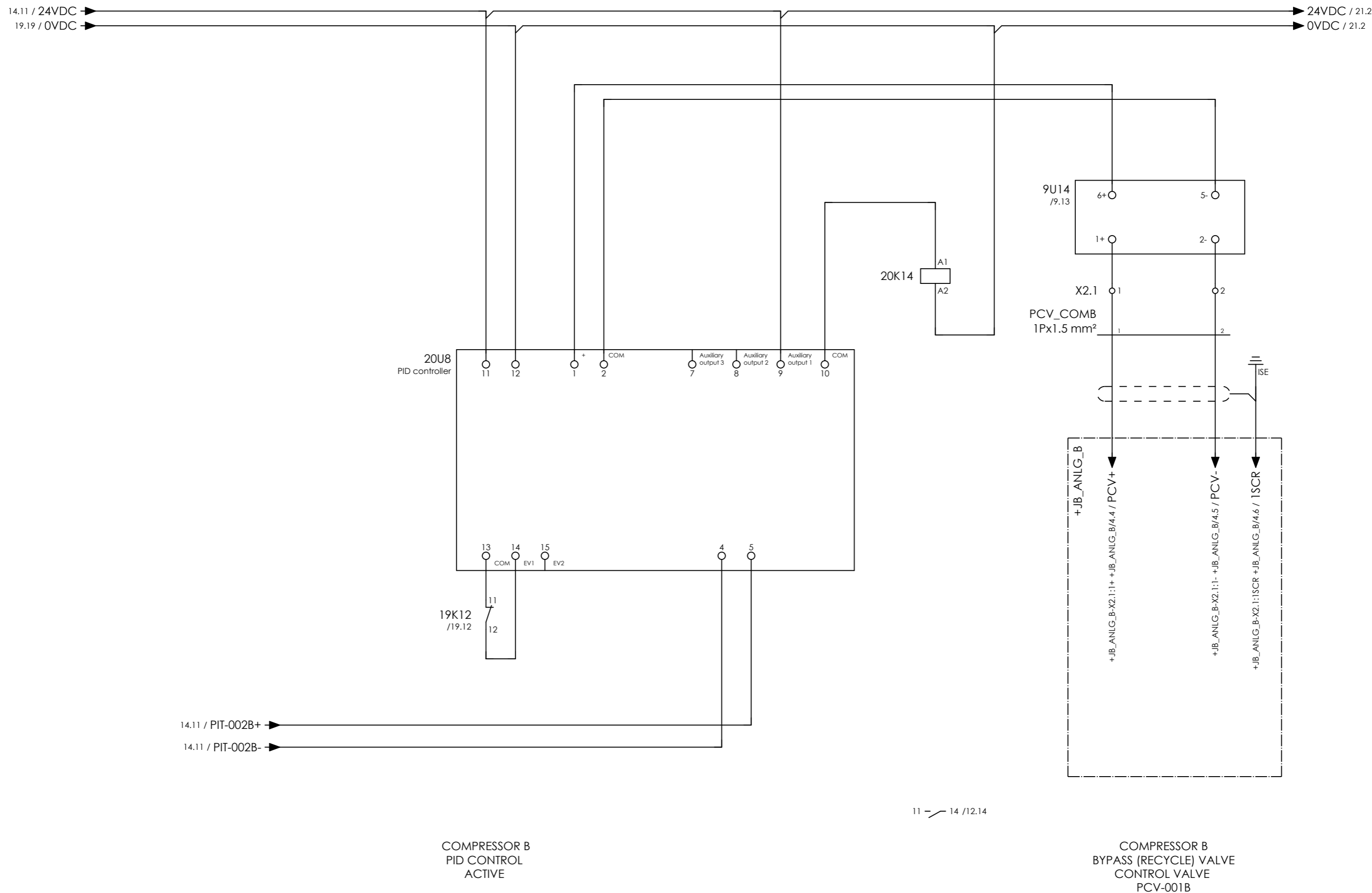


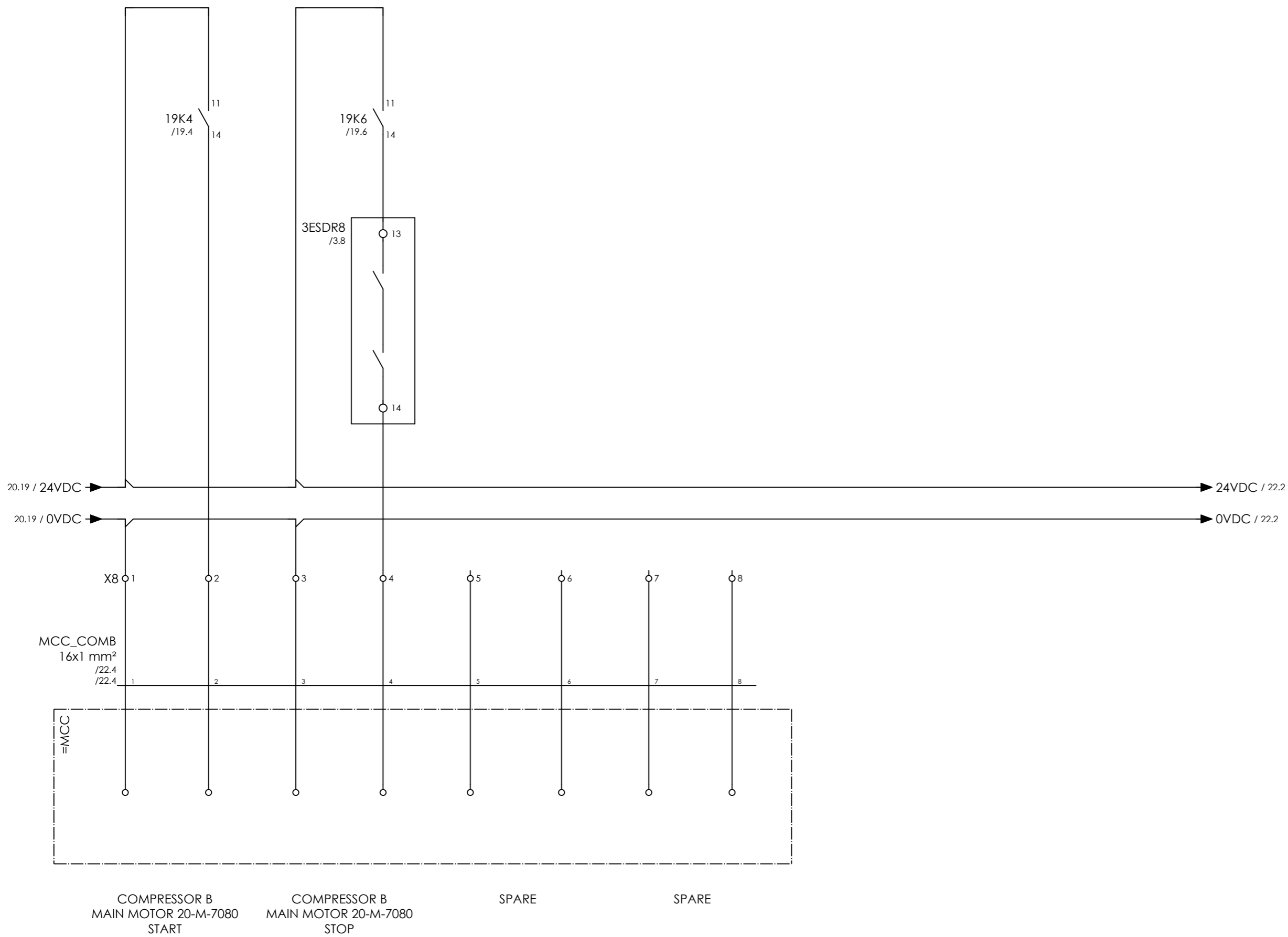
CLIENT DWG NO.	N/A
EQUIPMENT NO.	20-C-1002, 20-C-7080
EQUIPMENT LOCATION	Iran, Onshore
THIS DRAWING IS OWNED BY AIRPACK, AND SHALL NOT BE PRINTED OR COPIED IN ANY OTHER WAY THAN WITH AIRPACKS PERMISSION!	

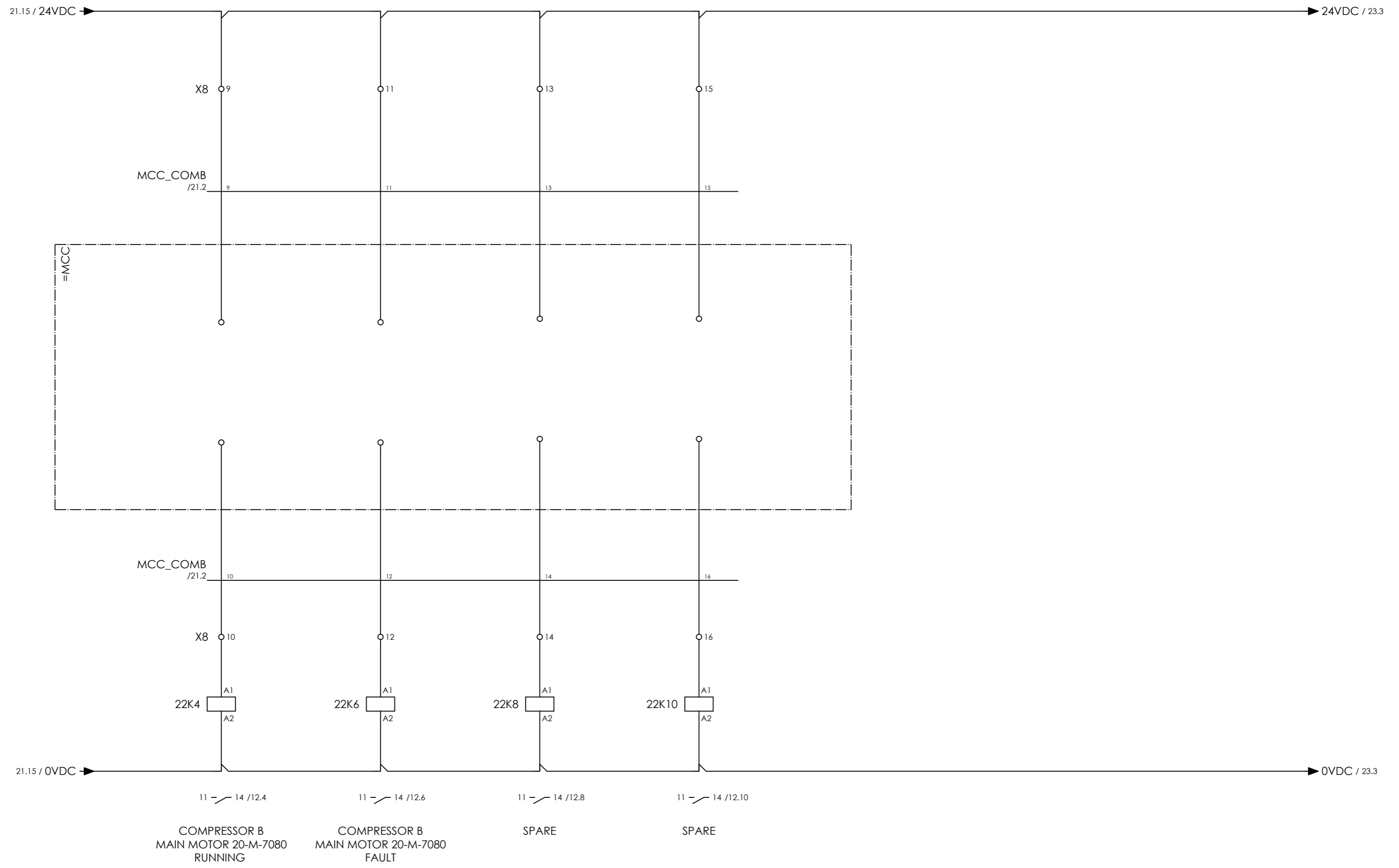
SUBJECT DIGITAL OUTPUTS	
ADAPTED TO P&ID REVISION	01
CLIENT	Bushehr Petrochemical Company (BUPC)
CLIENT REF.	Bushehr MEG Plant Project
AIRPACK REF.	17811-COM

DRAWN BY	htaher
CHECKED BY	RBE
LAST MODIFICATION DATE	24-11-2020
AIRPACK DWG NO.	17811-05
REVISION	00
TOTAL PAGE AMOUNT	75

= COMB
+ UCP_B
CURRENT PAGE





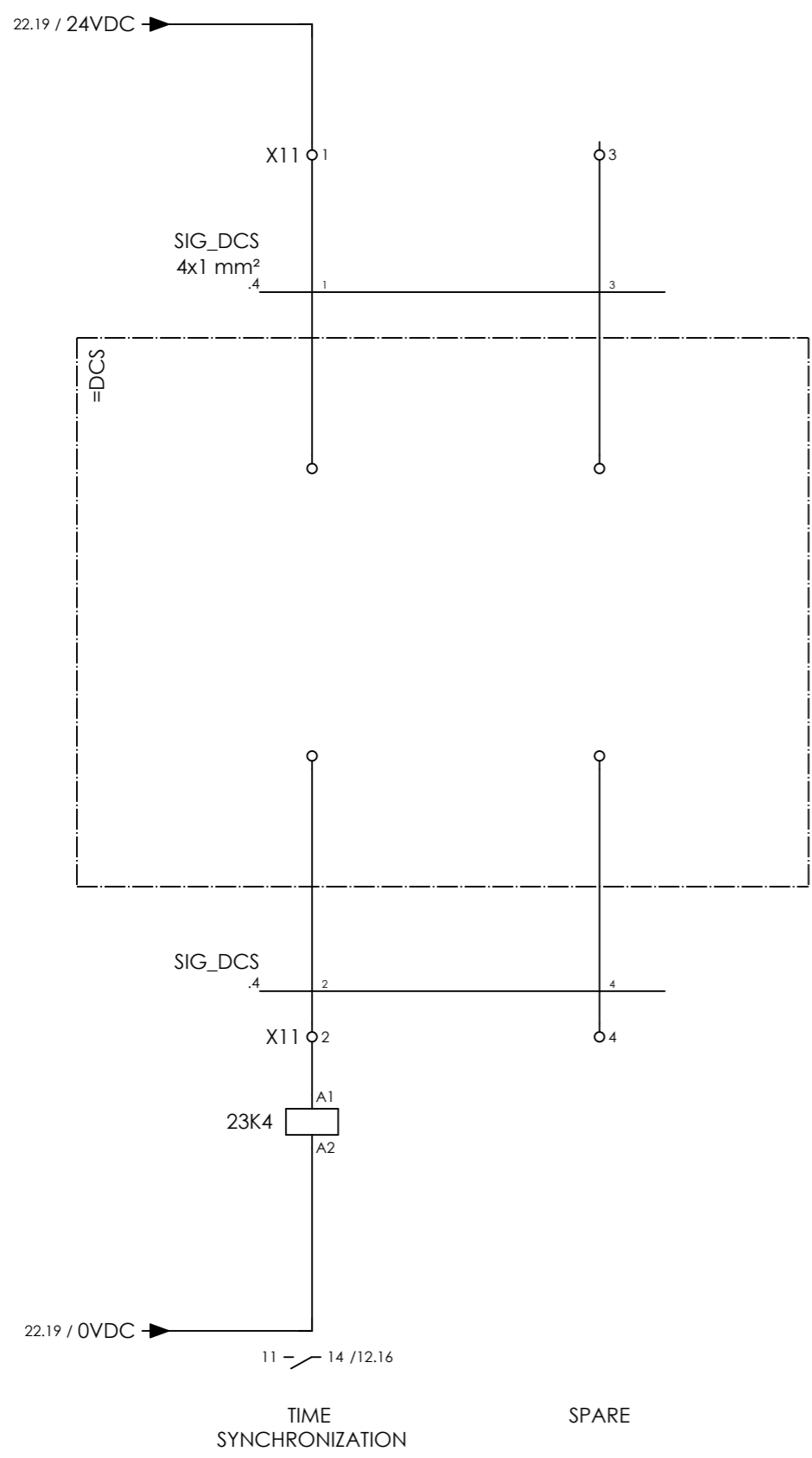


CLIENT DWG NO.	N/A
EQUIPMENT NO.	20-C-1002, 20-C-7080
EQUIPMENT LOCATION	Iran, Onshore

SUBJECT SIGNALS FROM MCC	
ADAPTED TO P&ID REVISION	01
CLIENT	Bushehr Petrochemical Company (BUPC)
CLIENT REF.	Bushehr MEG Plant Project
AIRPACK REF.	17811-COM

DRAWN BY	htaher
CHECKED BY	RBE
LAST MODIFICATION DATE	24-11-2020
AIRPACK DWG NO.	17811-05
REVISION	00
TOTAL PAGE AMOUNT	78

= COMB
+ UCP_B
CURRENT PAGE



CLIENT DWG NO.	N/A
EQUIPMENT NO.	20-C-1002, 20-C-7080
EQUIPMENT LOCATION	Iran, Onshore
THIS DRAWING IS OWNED BY AIRPACK, AND SHALL NOT BE PRINTED OR COPIED IN ANY OTHER WAY THAN WITH AIRPACKS PERMISSION!	

SUBJECT SIGNALS FROM DCS	
ADAPTED TO P&ID REVISION	01
CLIENT	Bushehr Petrochemical Company (BUPC)
CLIENT REF.	Bushehr MEG Plant Project
AIRPACK REF.	17811-COM

DRAWN BY	htaher	= COMB
CHECKED BY	RBE	+ UCP_B
LAST MODIFICATION DATE	24-11-2020	CURRENT PAGE
AIRPACK DWG NO.	17811-05	
REVISION	00	
TOTAL PAGE AMOUNT	79	

Terminal diagram

Cable name		Strip =COMB+UCP-X1 SOLENOIDS										Cable name	
Terminal	Connection point	Terminal	Connection point	Target designation	Jumper	Target designation	Connection point	Terminal	Connection point	Target designation	Terminal	Connection point	
1	1	1	14	+JB_DIG_B-X1		-20K4	1	1	14				
2	2	2	24	+JB_DIG_B-X1	•	-3ESDR2	2	2	24				
3	3	3	14	+JB_DIG_B-X1		-20K6	3	3	14				
4	4	4		+JB_DIG_B-X1	•		4	4					
5	5	5	14	+JB_DIG_B-X1		-20K8	5	5	14				
6	6	6		+JB_DIG_B-X1	•		6	6					
7	7	7	14	+JB_DIG_B-X1		-20K10	7	7	14				
8	8	8		+JB_DIG_B-X1	•		8	8					
9	9	9		+JB_DIG_B-X1			9	9					
10	10	10		+JB_DIG_B-X1			10	10					



CLIENT DWG NO. N/A
 EQUIPMENT NO. 20-C-1002, 20-C-7080
 EQUIPMENT LOCATION Iran, Onshore
 THIS DRAWING IS OWNED BY AIRPACK, AND SHALL NOT BE PRINTED OR COPIED IN ANY OTHER WAY THAN WITH AIRPACKS PERMISSION!

SUBJECT Terminal diagram =COMB+UCP-X1
 ADAPTED TO P&ID REVISION 01
 CLIENT Bushehr Petrochemical Company (BUPC)
 CLIENT REF. Bushehr MEG Plant Project
 AIRPACK REF. 17811-COM

DRAWN BY htaher
 CHECKED BY RBE
 LAST MODIFICATION DATE 24-11-2020
 AIRPACK DWG NO. 17811-05
 REVISION 00
 TOTAL PAGE AMOUNT 81

= COMB
 + UCP_B
 CURRENT PAGE

Terminal diagram

Cable name		Strip =COMB+UCP-X5 CONNECTION PUSHBUTTONS / LAMPS						Cable name		
Terminal	Connection point	Terminal	Jumper	Target designation	Connection point	Target designation	Terminal	Connection point	Target designation	
1	+LCP_B-X5	1	•	-9V4	X1					
2	+LCP_B-X5	2	•	-6M7	12					
3	+LCP_B-X5	3	•	-6M7	13					
4	+LCP_B-X5	4	•	-6M7	14					
5	+LCP_B-X5	5	•	-6M7	15					
6	+LCP_B-X5	6	•	-6M7	16					
7	+LCP_B-X5	7	•	-6M7	17					
8	+LCP_B-X5	8	•	-6M7	18					
9	+LCP_B-X5	9	•	-6M7	19					
10	+LCP_B-X5	10	•	-6M7	20					
11	+LCP_B-X5	11	•	-24K4	11					
12	+LCP_B-X5	12	•	-6M7	12					
13	+LCP_B-X5	13	•	-6M7	13					
14	+LCP_B-X5	14	•	-6M7	14					
15	+LCP_B-X5	15	•	-6M11	15					
16	+LCP_B-X5	16	•	-14U8	15(-)					
17	+LCP_B-X5	17	•	-6M11	13					
18	+LCP_B-X5	18	•	-6M11	14					
19	+LCP_B-X5	19	•	-6M11	15					
20	+LCP_B-X5	20	•	-6M11	16					
21	+LCP_B-X5	21	•	-6M11	17					
22	+LCP_B-X5	22	•	-6M11	18					
23	+LCP_B-X5	23	•	-6M11	19					
24	+LCP_B-X5	24	•	-6M11	20					
25	+LCP_B-X5	25	•	-6M11	21					
26	+LCP_B-X5	26	•	-19K16	A2					



CLIENT DWG NO. N/A
 EQUIPMENT NO. 20-C-1002, 20-C-7080
 EQUIPMENT LOCATION Iran, Onshore
 THIS DRAWING IS OWNED BY AIRPACK, AND SHALL NOT BE PRINTED OR COPIED IN ANY OTHER WAY THAN WITH AIRPACKS PERMISSION!

SUBJECT Terminal diagram =COMB+UCP-X5
 ADAPTED TO P&ID REVISION 01
 CLIENT Bushehr Petrochemical Company (BUPC)
 CLIENT REF. Bushehr MEG Plant Project
 AIRPACK REF. 17811-COM

DRAWN BY htaher
 CHECKED BY RBE
 LAST MODIFICATION DATE 24-11-2020
 AIRPACK DWG NO. 17811-05
 REVISION 00
 TOTAL PAGE AMOUNT 85

= COMB
 + UCP_B
 CURRENT PAGE
 29

Terminal diagram

Cable name		Strip =COMA+UCP-X11 SIGNALS FROM DCS				Cable name	
		Connection point	15	A1			
		Target designation					
		Jumper	-X8	-25K4			
		Terminal	1	2	3	4	
		Connection point					
		Target designation					
-SIG_DCS	4x1 mm²		1	2	3	4	



CLIENT DWG NO. N/A
 EQUIPMENT NO. 20-C-1002, 20-C-7080
 EQUIPMENT LOCATION Iran, Onshore
 THIS DRAWING IS OWNED BY AIRPACK, AND SHALL NOT BE PRINTED OR COPIED IN ANY OTHER WAY THAN WITH AIRPACKS PERMISSION!

SUBJECT Terminal diagram =COMA+UCP-X11
 ADAPTED TO P&ID REVISION 01
 CLIENT Bushehr Petrochemical Company (BUPC)
 CLIENT REF. Bushehr MEG Plant Project
 AIRPACK REF. 17811-COM

DRAWN BY htaher
 CHECKED BY RBE
 LAST MODIFICATION DATE 24-11-2020
 AIRPACK DWG NO. 17811-05
 REVISION 00
 TOTAL PAGE AMOUNT 88

= COMB
 + UCP_B
 CURRENT PAGE
32

TERMINAL STRIP DEFINITION

X1 = CONNECTION SOLENOIDS

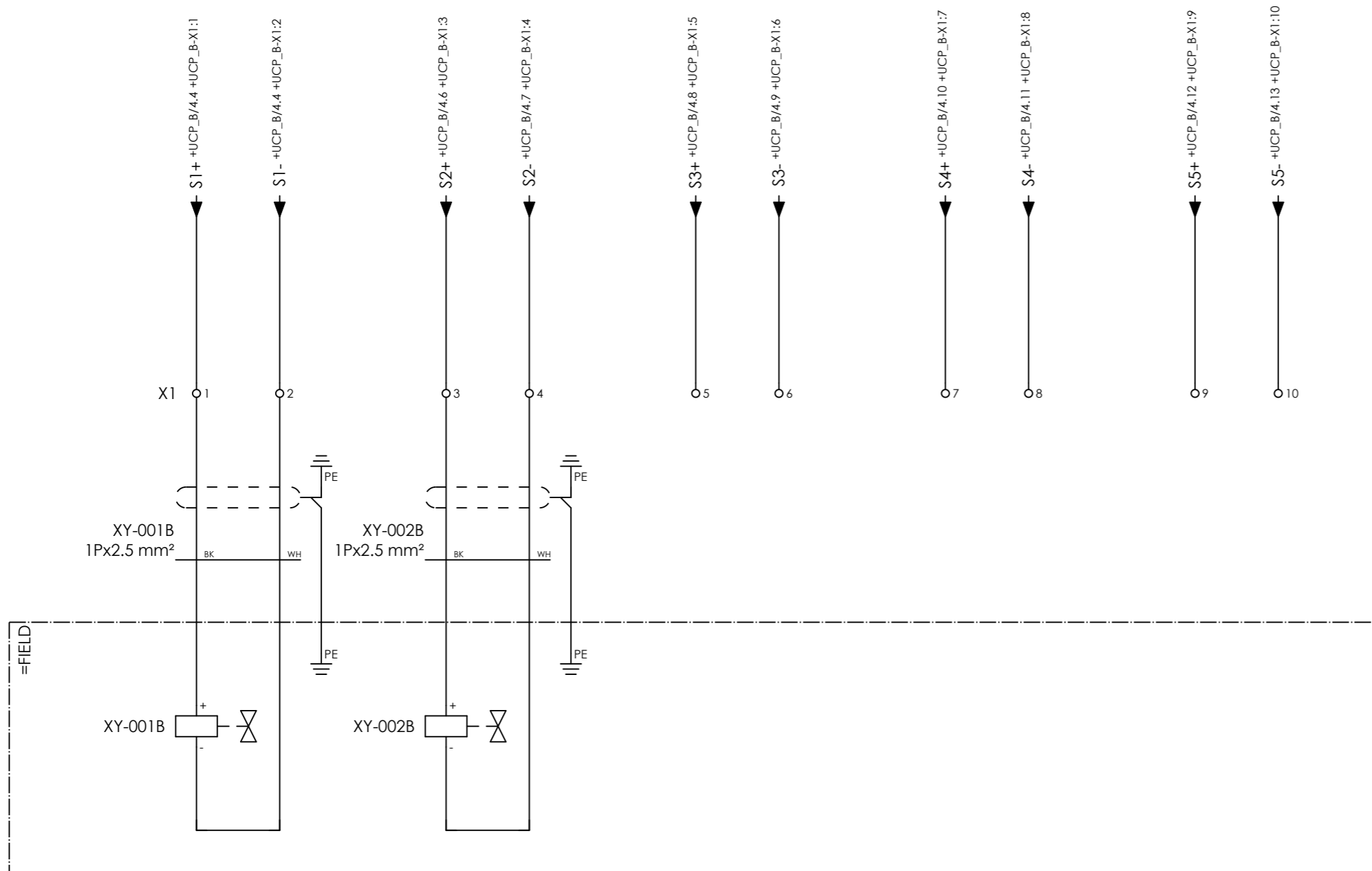


CLIENT DWG NO.	
EQUIPMENT NO.	20-C-1002, 20-C-7080
EQUIPMENT LOCATION	Iran, Onshore
THIS DRAWING IS OWNED BY AIRPACK, AND SHALL NOT BE PRINTED OR COPIED IN ANY OTHER WAY THAN WITH AIRPACKS PERMISSION!	

SUBJECT TERMINAL STRIP DEFINITION	
ADAPTED TO P&ID REVISION	
CLIENT	Bushehr Petrochemical Company (BUPC)
CLIENT REF.	Bushehr MEG Plant Project
AIRPACK REF.	17811-COM

DRAWN BY	htaheh
CHECKED BY	RBE
LAST MODIFICATION DATE	24-11-2020
AIRPACK DWG NO.	
REVISION	
PAGE NUMBER	94

= COMB
+ JB_DIG_B
CURRENT PAGE



COMPRESSOR B
INLET
SOLENOID VALVE
XY-001B

COMPRESSOR B
COOLING WATER INLET
SOLENOID VALVE
XY-002B

SPARE

SPARE

SPARE



CLIENT DWG NO.
EQUIPMENT NO.
EQUIPMENT LOCATION
THIS DRAWING IS OWNED BY AIRPACK, AND SHALL NOT BE PRINTED OR COPIED IN ANY OTHER WAY THAN WITH AIRPACKS PERMISSION!

SUBJECT
CONNECTION SOLENOIDS
ADAPTED TO P&ID REVISION
CLIENT
CLIENT REF.
AIRPACK REF.

DRAWN BY
CHECKED BY
LAST MODIFICATION DATE
AIRPACK DWG NO.
REVISION
PAGE NUMBER

htaher
RBE
24-11-2020
+ JB_DIG_B
CURRENT PAGE
92

TERMINAL STRIP DEFINITION

X2 = CONNECTION TRANSMITTERS
 X2.1 = CONNECTION CONTROL VALVE

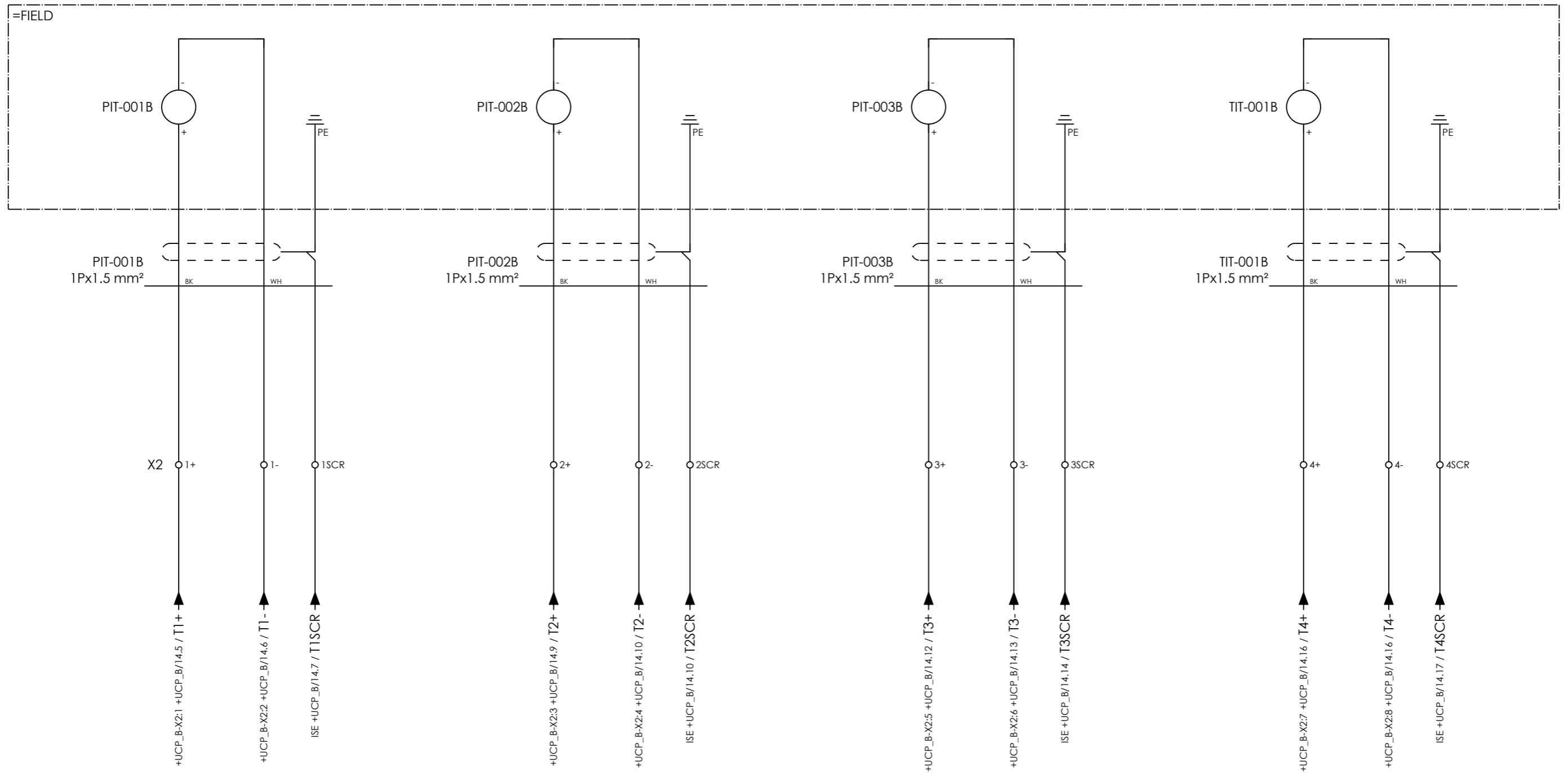


CLIENT DWG NO.	
EQUIPMENT NO.	20-C-1002, 20-C-7080
EQUIPMENT LOCATION	Iran, Onshore
THIS DRAWING IS OWNED BY AIRPACK, AND SHALL NOT BE PRINTED OR COPIED IN ANY OTHER WAY THAN WITH AIRPACKS PERMISSION!	

SUBJECT TERMINAL STRIP DEFINITION	
ADAPTED TO P&ID REVISION	
CLIENT	Bushehr Petrochemical Company (BUPC)
CLIENT REF.	Bushehr MEG Plant Project
AIRPACK REF.	17811-COM

DRAWN BY	htaher
CHECKED BY	RBE
LAST MODIFICATION DATE	24-11-2020
AIRPACK DWG NO.	
REVISION	
PAGE NUMBER	94

= COMB
+ JB_ANLG_B
CURRENT PAGE



COMPRESSOR B
INLET PRESSURE
PIT-001B

COMPRESSOR B
OUTLET PRESSURE
PIT-002B

COMPRESSOR B
OIL SYSTEM PRESSURE
PIT-003B

COMPRESSOR B
INLET TEMPERATURE
TIT-001B



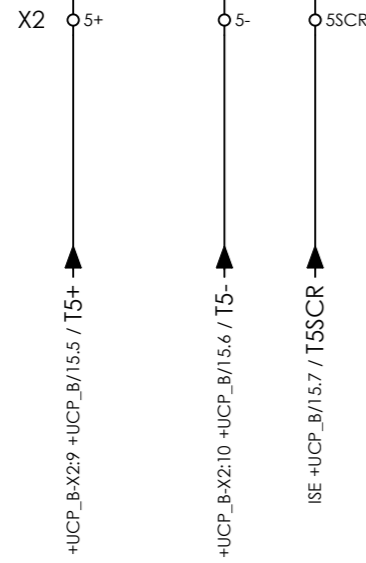
CLIENT DWG NO.	
EQUIPMENT NO.	20-C-1002, 20-C-7080
EQUIPMENT LOCATION	Iran, Onshore
THIS DRAWING IS OWNED BY AIRPACK, AND SHALL NOT BE PRINTED OR COPIED IN ANY OTHER WAY THAN WITH AIRPACKS PERMISSION!	

SUBJECT CONNECTION TRANSMITTERS	
ADAPTED TO P&ID REVISION	
CLIENT	Bushehr Petrochemical Company (BUPC)
CLIENT REF.	Bushehr MEG Plant Project
AIRPACK REF.	17811-COM

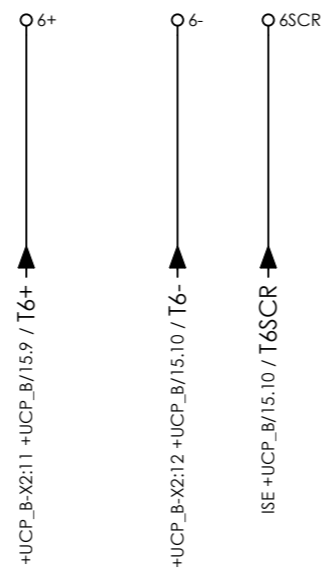
DRAWN BY	htaher	= COMB
CHECKED BY	RBE	+ JB_ANLG_B
LAST MODIFICATION DATE	24-11-2020	CURRENT PAGE
AIRPACK DWG NO.		
REVISION		
PAGE NUMBER	95	



TIT-002B
1Px1.5 mm²
BK WH



COMPRESSOR B
UPSTREAM AFTER COOLER TEMPERATURE
TIT-002B



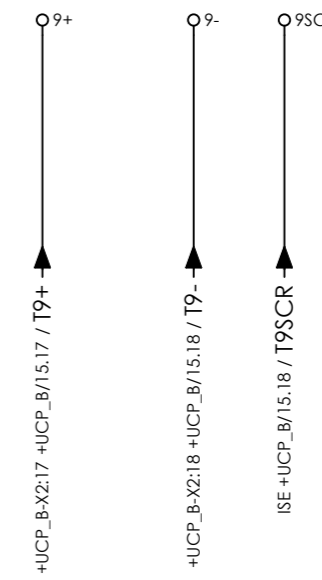
SPARE



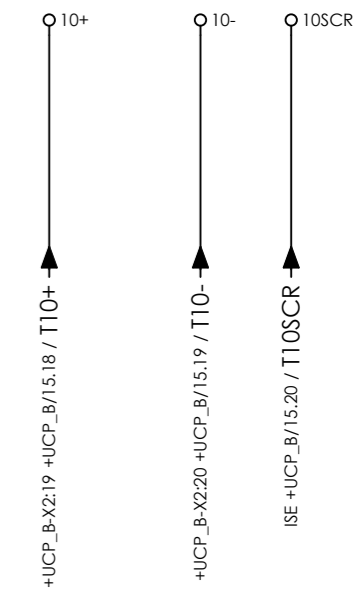
SPARE



SPARE



SPARE



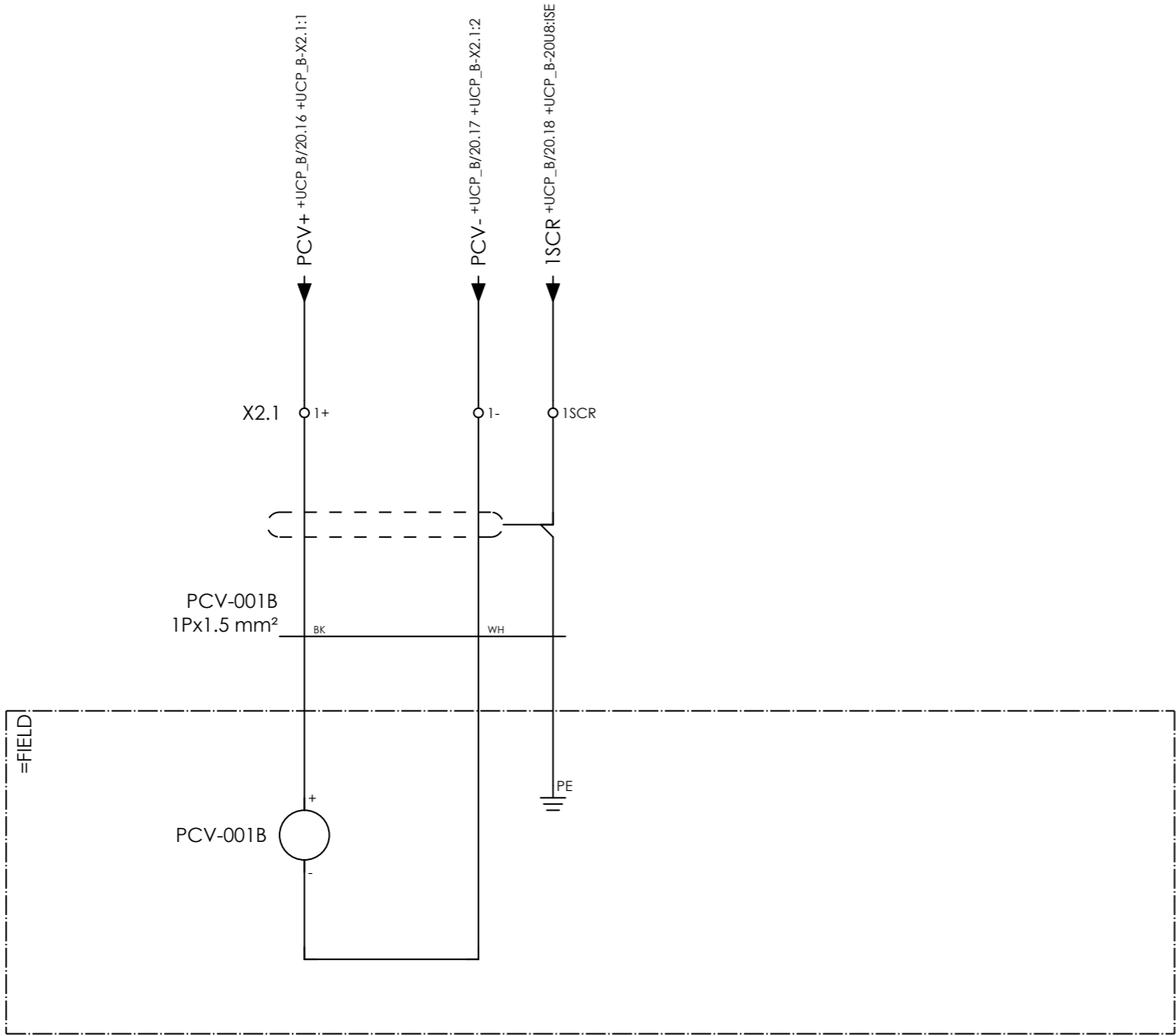
SPARE



CLIENT DWG NO.	
EQUIPMENT NO.	20-C-1002, 20-C-7080
EQUIPMENT LOCATION	Iran, Onshore
THIS DRAWING IS OWNED BY AIRPACK, AND SHALL NOT BE PRINTED OR COPIED IN ANY OTHER WAY THAN WITH AIRPACKS PERMISSION!	

SUBJECT CONNECTION TRANSMITTERS	
ADAPTED TO P&ID REVISION	
CLIENT	Bushehr Petrochemical Company (BUPC)
CLIENT REF.	Bushehr MEG Plant Project
AIRPACK REF.	17811-COM

DRAWN BY	htaher	= COMB
CHECKED BY	RBE	+ JB_ANLG_B
LAST MODIFICATION DATE	24-11-2020	CURRENT PAGE
AIRPACK DWG NO.		
REVISION		
PAGE NUMBER	96	



COMPRESSOR B
 BYPASS (RECYCLE) VALVE
 CONTROL VALVE
 PCV-001B



CLIENT DWG NO.	
EQUIPMENT NO.	20-C-1002, 20-C-7080
EQUIPMENT LOCATION	Iran, Onshore
THIS DRAWING IS OWNED BY AIRPACK, AND SHALL NOT BE PRINTED OR COPIED IN ANY OTHER WAY THAN WITH AIRPACKS PERMISSION!	

SUBJECT CONNECTION CONTROL VALVE	
ADAPTED TO P&ID REVISION	
CLIENT	Bushehr Petrochemical Company (BUPC)
CLIENT REF.	Bushehr MEG Plant Project
AIRPACK REF.	17811-COM

DRAWN BY	htaher	= COMB
CHECKED BY	RBE	+ JB_ANLG_B
LAST MODIFICATION DATE	24-11-2020	CURRENT PAGE
AIRPACK DWG NO.		
REVISION		
PAGE NUMBER	99	

Terminal diagram

Cable name		Strip =COMB+JB_ANLG_B-X2 CONNECTION TRANSMITTERS										Cable name												
Target designation	Connection point	Terminal	Jumper	Target designation	Connection point	Terminal	Jumper	Target designation	Connection point	Terminal	Jumper	Target designation	Connection point	Terminal	Jumper	Target designation	Connection point	Terminal	Jumper	Target designation	Connection point	Terminal	Jumper	
=FIELD-PIT-001B	+	1+	.	+UCP-B-X2	1	1+	.	+UCP-B-X2	1	1+	.	+UCP-B-X2	1	1+	.	+UCP-B-X2	1	1+	.	+UCP-B-X2	1	1+	.	+UCP-B-X2
=FIELD-PIT-001B	-	1-	.	+UCP-B-X2	2	1-	.	+UCP-B-X2	2	1-	.	+UCP-B-X2	2	1-	.	+UCP-B-X2	2	1-	.	+UCP-B-X2	2	1-	.	+UCP-B-X2
=FIELD-PIT-002B	+	2+	.	+UCP-B-X2	3	2+	.	+UCP-B-X2	3	2+	.	+UCP-B-X2	3	2+	.	+UCP-B-X2	3	2+	.	+UCP-B-X2	3	2+	.	+UCP-B-X2
=FIELD-PIT-002B	-	2-	.	+UCP-B-X2	4	2-	.	+UCP-B-X2	4	2-	.	+UCP-B-X2	4	2-	.	+UCP-B-X2	4	2-	.	+UCP-B-X2	4	2-	.	+UCP-B-X2
=FIELD-PIT-003B	+	3+	.	+UCP-B-X2	5	3+	.	+UCP-B-X2	5	3+	.	+UCP-B-X2	5	3+	.	+UCP-B-X2	5	3+	.	+UCP-B-X2	5	3+	.	+UCP-B-X2
=FIELD-PIT-003B	-	3-	.	+UCP-B-X2	6	3-	.	+UCP-B-X2	6	3-	.	+UCP-B-X2	6	3-	.	+UCP-B-X2	6	3-	.	+UCP-B-X2	6	3-	.	+UCP-B-X2
=FIELD-TIT-001B	+	4+	.	+UCP-B-X2	7	4+	.	+UCP-B-X2	7	4+	.	+UCP-B-X2	7	4+	.	+UCP-B-X2	7	4+	.	+UCP-B-X2	7	4+	.	+UCP-B-X2
=FIELD-TIT-001B	-	4-	.	+UCP-B-X2	8	4-	.	+UCP-B-X2	8	4-	.	+UCP-B-X2	8	4-	.	+UCP-B-X2	8	4-	.	+UCP-B-X2	8	4-	.	+UCP-B-X2
=FIELD-TIT-002B	+	5+	.	+UCP-B-X2	9	5+	.	+UCP-B-X2	9	5+	.	+UCP-B-X2	9	5+	.	+UCP-B-X2	9	5+	.	+UCP-B-X2	9	5+	.	+UCP-B-X2
=FIELD-TIT-002B	-	5-	.	+UCP-B-X2	10	5-	.	+UCP-B-X2	10	5-	.	+UCP-B-X2	10	5-	.	+UCP-B-X2	10	5-	.	+UCP-B-X2	10	5-	.	+UCP-B-X2
-TIT-002B																								
-TIT-001B																								
-PIT-003B																								
-PIT-002B																								
-PIT-001B																								



CLIENT DWG NO. N/A
 EQUIPMENT NO. 20-C-1002, 20-C-7080
 EQUIPMENT LOCATION Iran, Onshore
 THIS DRAWING IS OWNED BY AIRPACK, AND SHALL NOT BE PRINTED OR COPIED IN ANY OTHER WAY THAN WITH AIRPACKS PERMISSION!

SUBJECT Terminal diagram =COMB+JB_ANLG_B-X2
 ADAPTED TO P&ID REVISION 01
 CLIENT Bushehr Petrochemical Company (BUPC)
 CLIENT REF. Bushehr MEG Plant Project
 AIRPACK REF. 17811-COM

DRAWN BY htaher
 CHECKED BY RBE
 LAST MODIFICATION DATE 24-11-2020
 AIRPACK DWG NO. 17811-05
 REVISION 00
 TOTAL PAGE AMOUNT 96

= COMB
 + JB_ANLG_B
 CURRENT PAGE

Terminal diagram

Cable name	Cable name																			
	+UCP-TR_COMB 10Px0,75 mm² 11 12 13 14 15 16 17 18 19 20																			
Strip =COMB+JB_ANLG_B-X2 CONNECTION TRANSMITTERS	Connection point	11	12		13	14		15	16		17	18		19	20					
	Target designation																			
	Jumper														
	Terminal	6+	6-	6SCR	7+	7-	7SCR	8+	8-	8SCR	9+	9-	9SCR	10+	10-	10SCR				
	Connection point																			
	Target designation																			
	Cable name																			



CLIENT DWG NO. N/A
 EQUIPMENT NO. 20-C-1002, 20-C-7080
 EQUIPMENT LOCATION Iran, Onshore
 THIS DRAWING IS OWNED BY AIRPACK, AND SHALL NOT BE PRINTED OR COPIED IN ANY OTHER WAY THAN WITH AIRPACKS PERMISSION!

SUBJECT Terminal diagram =COMB+JB_ANLG_B-X2
 ADAPTED TO P&ID REVISION 01
 CLIENT Bushehr Petrochemical Company (BUPC)
 CLIENT REF. Bushehr MEG Plant Project
 AIRPACK REF. 17811-COM

DRAWN BY htaher
 CHECKED BY RBE
 LAST MODIFICATION DATE 24-11-2020
 AIRPACK DWG NO. 17811-05
 REVISION 00
 TOTAL PAGE AMOUNT 97

= COMB
 + JB_ANLG_B
 CURRENT PAGE

TERMINAL STRIP DEFINITION

X5 = CONNECTION PUSHBUTTONS AND LAMPS
 X9 = CONNECTION ESD BUTTON
 X10 = CONNECTION AMPEREMETER FROM MCC

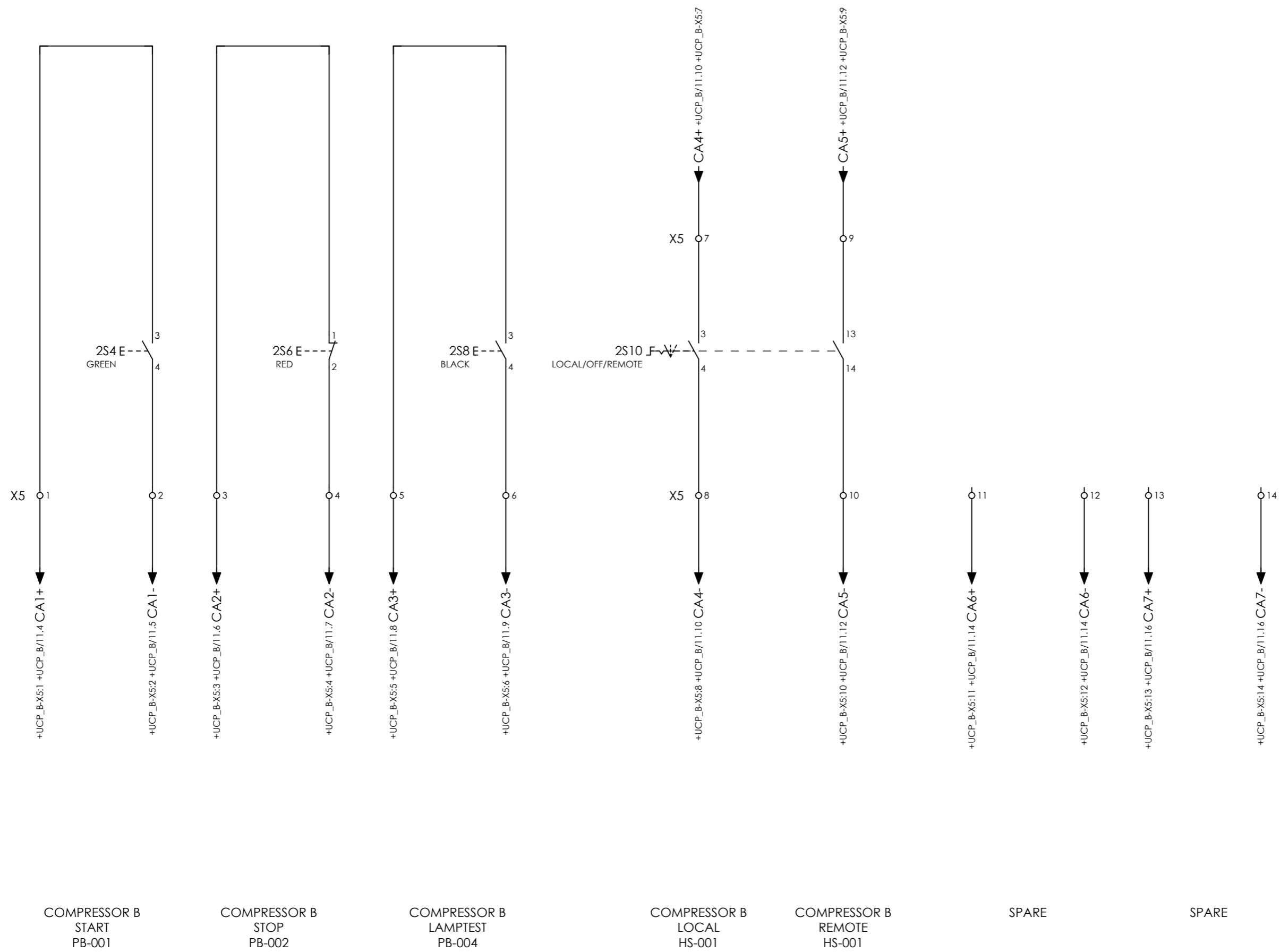


CLIENT DWG NO.	
EQUIPMENT NO.	20-C-1002, 20-C-7080
EQUIPMENT LOCATION	Iran, Onshore
THIS DRAWING IS OWNED BY AIRPACK, AND SHALL NOT BE PRINTED OR COPIED IN ANY OTHER WAY THAN WITH AIRPACKS PERMISSION!	

SUBJECT TERMINAL STRIP DEFINITION	
ADAPTED TO P&ID REVISION	
CLIENT	Bushehr Petrochemical Company (BUPC)
CLIENT REF.	Bushehr MEG Plant Project
AIRPACK REF.	17811-COM

DRAWN BY	htaheh
CHECKED BY	RBE
LAST MODIFICATION DATE	24-11-2020
AIRPACK DWG NO.	
REVISION	
PAGE NUMBER	94

= COMB
+ LCP_B
CURRENT PAGE




CLIENT DWG NO.	N/A
EQUIPMENT NO.	20-C-1002, 20-C-7080
EQUIPMENT LOCATION	Iran, Onshore

SUBJECT CONNECTION PUSHBUTTONS	
ADAPTED TO P&ID REVISION	01
CLIENT	Bushehr Petrochemical Company (BUPC)
CLIENT REF.	Bushehr MEG Plant Project
AIRPACK REF.	17811-COM

DRAWN BY	htaher
CHECKED BY	RBE
LAST MODIFICATION DATE	24-11-2020
AIRPACK DWG NO.	17811-05
REVISION	00
TOTAL PAGE AMOUNT	100

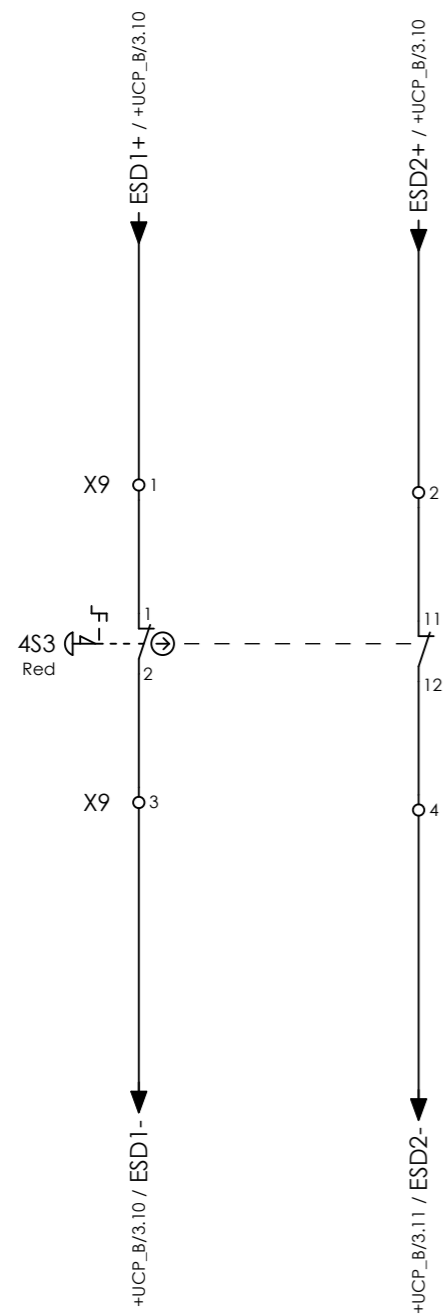
= COMB
+ LCP_B
CURRENT PAGE



CLIENT DWG NO.	N/A
EQUIPMENT NO.	20-C-1002, 20-C-7080
EQUIPMENT LOCATION	Iran, Onshore
THIS DRAWING IS OWNED BY AIRPACK, AND SHALL NOT BE PRINTED OR COPIED IN ANY OTHER WAY THAN WITH AIRPACKS PERMISSION!	

SUBJECT CONNECTION LAMPS	
ADAPTED TO P&ID REVISION	01
CLIENT	Bushehr Petrochemical Company (BUPC)
CLIENT REF.	Bushehr MEG Plant Project
AIRPACK REF.	17811-COM

DRAWN BY	htaher	= COMB
CHECKED BY	RBE	+ LCP_B
LAST MODIFICATION DATE	24-11-2020	CURRENT PAGE
AIRPACK DWG NO.	17811-05	
REVISION	00	
TOTAL PAGE AMOUNT	101	



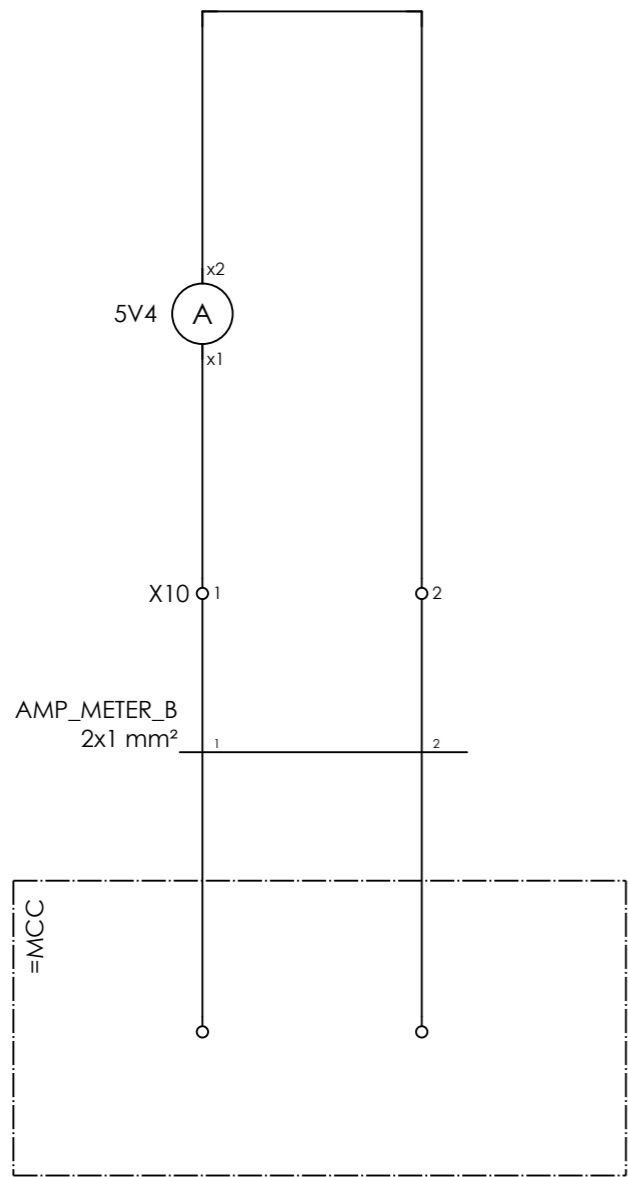
COMPRESSOR B
ESD BUTTON
PB-003



CLIENT DWG NO.	N/A
EQUIPMENT NO.	20-C-1002, 20-C-7080
EQUIPMENT LOCATION	Iran, Onshore
THIS DRAWING IS OWNED BY AIRPACK, AND SHALL NOT BE PRINTED OR COPIED IN ANY OTHER WAY THAN WITH AIRPACKS PERMISSION!	

SUBJECT CONNECTION ESD BUTTON	
ADAPTED TO P&ID REVISION	01
CLIENT	Bushehr Petrochemical Company (BUPC)
CLIENT REF.	Bushehr MEG Plant Project
AIRPACK REF.	17811-COM

DRAWN BY	htaher	= COMB
CHECKED BY	RBE	+ LCP_B
LAST MODIFICATION DATE	24-11-2020	CURRENT PAGE
AIRPACK DWG NO.	17811-05	
REVISION	00	
TOTAL PAGE AMOUNT	102	



COMPRESSOR B
AMPEREMETER SIGNAL
FROM MCC

Terminal diagram

Cable name		Connection point		Terminal	Jumper	Target designation	Target designation	Connection point
Strip =COMB+LCP_B-X9 CONNECTION ESD BUTTON		1		1	.	-4S3	+UCP-B-X9	1
		2		3	.	-4S3	+UCP-B-X9	3
+UCP-ESD_LCP_B		4x1 mm²		1				3



CLIENT DWG NO. N/A
 EQUIPMENT NO. 20-C-1002, 20-C-7080
 EQUIPMENT LOCATION Iran, Onshore
 THIS DRAWING IS OWNED BY AIRPACK, AND SHALL NOT BE PRINTED OR COPIED IN ANY OTHER WAY THAN WITH AIRPACKS PERMISSION!

SUBJECT Terminal diagram =COMB+LCP_B-X9
 ADAPTED TO P&ID REVISION 01
 CLIENT Bushehr Petrochemical Company (BUPC)
 CLIENT REF. Bushehr MEG Plant Project
 AIRPACK REF. 17811-COM

DRAWN BY htaher
 CHECKED BY RBE
 LAST MODIFICATION DATE 24-11-2020
 AIRPACK DWG NO. 17811-05
 REVISION 00
 TOTAL PAGE AMOUNT 105

= COMB
 + LCP_B
 CURRENT PAGE

Terminal diagram

Cable name		Connection point		Terminal		Jumper		Target designation	
Strip =COMB+LCP_B-X10 CONNECTION AMPEREMETER FROM MCC		x1		1	.	-5V4			
		x2		2	.	-5V4			
-AMP_METER_B		2x1 mm²		1					
				2					



CLIENT DWG NO. N/A
 EQUIPMENT NO. 20-C-1002, 20-C-7080
 EQUIPMENT LOCATION Iran, Onshore
 THIS DRAWING IS OWNED BY AIRPACK, AND SHALL NOT BE PRINTED OR COPIED IN ANY OTHER WAY THAN WITH AIRPACKS PERMISSION!

SUBJECT Terminal diagram =COMB+LCP_B-X10
 ADAPTED TO P&ID REVISION 01
 CLIENT Bushehr Petrochemical Company (BUPC)
 CLIENT REF. Bushehr MEG Plant Project
 AIRPACK REF. 17811-COM

DRAWN BY htaher
 CHECKED BY RBE
 LAST MODIFICATION DATE 24-11-2020
 AIRPACK DWG NO. 17811-05
 REVISION 00
 TOTAL PAGE AMOUNT 106

= COMB
 + LCP_B
 CURRENT PAGE
 8