

OWNER:



**BUSHEHR PETROCHEMICAL COMPANY
MEG PLANT**

EPC CONTRACTOR:



MC :






**UCP/LCP/JB WIRING DIAGRAM FOR
EMERGENCY INSTRUMENT AIR
COMPRESSOR**



Owner Document Number: 17811-05B	Project	Area	Phase	Unit	Dis.	Doc.	Seq.	Contract No : 52-98/445	
	BU	20	VD	303	IN	DIG	0093	Rev.:	Page
								00	1 of 64

**UCP/LCP/JB WIRING DIAGRAM FOR EMERGENCY
INSTRUMENT AIR COMPRESSOR**

01	02/07/2021	For approval		HT	RB	KP	
00	24/11/2020	For approval		HT	RB	KP	
Rev.	Date	Purpose of Issue		Prepared	Checked	Approved	AC Code
						Class: 1	Phase: P

OWNER:  شرکت پتروشیمی بوشهر BUPC	BUSHEHR PETROCHEMICAL COMPANY MEG PLANT						EPC CONTRACTOR:  Airpack Netherlands		
	UCP/LCP/JB WIRING DIAGRAM FOR EMERGENCY INSTRUMENT AIR COMPRESSOR								
MC :  شرکت سمت و سوی توسعه ایرانیان NDV EC	Project	Area	Phase	Unit	Dis.	Doc.	Seq.	Contract No : 52-98/445	
Owner Document Number: 17811-05B	BU	20	VD	303	IN	DIG	0093	Rev.:	Page
								00	2 of 64

TABULATION OF REVISED PAGES

Page	D00	D01	D02	D03	D04
1.	X				
2.	X				
3.	X				
4.	X				
5.	X				
6.	X				
7.	X				
8.	X				
9.	X				
10.	X				
11.	X				
12.	X				
13.	X				
14.	X				
15.	X				
16.	X				
17.	X				
18.	X				
19.	X				
20.	X				
21.	X				
22.	X				
23.	X				
24.	X				
25.	X				
26.	X				
27.	X				
28.	X				
29.	X				
30.	X				
31.	X				
32.	X				
33.	X				
34.	X				
	X				
	X				

Page	D00	D01	D02	D03	D04
35.	X	X			
36.	X	X			
37.	X	X			
38.	X	X			
39.	X	X			
40.	X	X			
41.	X	X			
42.	X	X			
43.	X	X			
44.	X	X			
45.	X	X			
46.	X	X			
47.	X	X			
48.	X	X			
49.	X	X			
50.	X	X			
51.	X	X			
52.	X	X			
53.	X	X			
54.	X	X			
55.	X	X			
56.	X	X			
57.	X	X			
58.	X	X			
59.	X	X			
60.	X	X			
61.	X	X			
62.	X	X			
63.	X	X			
64.	X	X			
65.	X				
66.					
67.	X				
Till 108	X				



Airpack B.V.

4301 RN Zierikzee
The Netherlands

PHONE: (31) (0) 111 - 415455

FAX: (31) (0) 111 - 413338

E-MAIL : AIRPACK@AIRPACK.NL

WEBPAGE : WWW.AIRPACK.NL

Client : Bushehr Petrochemical Company (BUPC)

Equipment location : Iran, Onshore

Client reference : Bushehr MEG Plant Project

Client dwg. no. : BU-20-VD-303-IN-DIG-0045

Airpack reference : 17811-05B

Airpack dwg. no. : 17811-05B

Generation date : 30/06/2021

E & I manager : RBE

Last modifications : 01/07/2021

Last modifications by : htaher

Revision no. : 01



CLIENT DWG NO.	BU-20-VD-303-IN-DIG-0045
EQUIPMENT NO.	20-C-7080
EQUIPMENT LOCATION	Iran, Onshore

THIS DRAWING IS OWNED BY AIRPACK, AND SHALL NOT BE PRINTED OR COPIED IN ANY OTHER WAY THAN WITH AIRPACKS PERMISSION!

SUBJECT	
Title page / cover sheet	
ADAPTED TO P&ID REVISION	01
CLIENT	Bushehr Petrochemical Company (BUPC)
CLIENT REF.	Bushehr MEG Plant Project
AIRPACK REF.	17811-05B

DRAWN BY	htaher	=
CHECKED BY	RBE	+
LAST MODIFICATION DATE	01/07/2021	CURRENT PAGE
AIRPACK DWG NO.	17811-05B	
REVISION	01	
TOTAL PAGE AMOUNT	1	

NOTES ON ELECTRICAL DRAWINGS

MAKE OF PLC IS SIEMENS S7-400 FH

ESD SIGNALS WILL BE CONNECTED HARDWIRED (4-WIRE CABLE)

ELECTRICAL SCHEME IS DRAWN IN NON ENERGIZED STATE

ACCEPT, RESET, CAN BE CONTROLLED ON THE UCP
ALARMS-, TRIPS- AND RUNNING STATUS WILL BE VISIBLE WITH LAMPS ON UCP
PROCESS VALUES AND ALARMS WILL BE VISIBLE ON UCP HMI

UCP ARE LOCATED IN CONTROL ROOM
MATERIAL: PAINTED SHEET STEEL (RAL 7035)
INGRESS. PROTECTION: IP-42
AREA CLASSIFICATION: SAFE AREA

JB'S ARE WALL MOUNTED ON SKID
MATERIAL: SS316
INGRESS. PROTECTION: IP-65
AREA CLASSIFICATION: Eex'e'

LCP ARE WALL MOUNTED ON SKID
MATERIAL: SS316
INGRESS. PROTECTION: IP-65
AREA CLASSIFICATION: Eex'e'

GLANDS: NICKEL PLATED BRASS GLANDS WITH PVC SHROUDS, ISO METRIC THREADS , IP-66
CABLE TRAYS: GALVANIZED STEEL WITHOUT COVER

AMBIENT TEMPERATURE: 5 / 55 °C

ALL "PE" CONNECTIONS WILL BE CONNECTED ON A "PE"-BAR
ALL "IE" CONNECTIONS WILL BE CONNECTED ON A "IE"-BAR

COLOUR CODES INTERNAL WIRING

110 VAC / 230 VAC, 50HZ, L	BROWN
110 VAC / 230 VAC, 50HZ, N	BLUE
24VDC +	RED
0 VDC	BLACK
CURRENT LOOPS	PURPLE
VOLT FREE CONTACTS	ORANGE
PROTECTION EARTH	GREEN / YELLOW
INSTRUMENT SAFETY EARTH	GREEN



CLIENT DWG NO.	BU-20-VD-303-IN-DIG-0045
EQUIPMENT NO.	20-C-7080
EQUIPMENT LOCATION	Iran, Onshore
THIS DRAWING IS OWNED BY AIRPACK, AND SHALL NOT BE PRINTED OR COPIED IN ANY OTHER WAY THAN WITH AIRPACKS PERMISSION!	

SUBJECT		DRAWN BY		htahter		=		
Project description		CHECKED BY		RBE		+		
ADAPTED TO P&ID REVISION	01	LAST MODIFICATION DATE	01/07/2021		CURRENT PAGE			
CLIENT	Bushehr Petrochemical Company (BUPC)		AIRPACK DWG NO.	17811-05B				
CLIENT REF.	Bushehr MEG Plant Project		REVISION	01				
AIRPACK REF.	17811-05B		TOTAL PAGE AMOUNT	2				

Table of contents

Page	Page description	Supplementary page field	Date	Edited by
/1	Title page / cover sheet	1	27/05/2016	akesteloo
/2	Project description	2	01/07/2021	htaher
/3	Table of contents : /1 - =20-C-7080+20-UCPC-7002-1/29	3	01/07/2021	htaher
/4	Table of contents : =20-C-7080+20-UCPC-7002-1/30 - =20-C-7080+PD-C-7080-01/10	4	01/07/2021	htaher
=20-C-7080+20-UCPC-7002-1/1	TERMINAL STRIP DEFINITION	5	30/06/2021	htaher
=20-C-7080+20-UCPC-7002-1/2	POWER SUPPLY	6	30/06/2021	htaher
=20-C-7080+20-UCPC-7002-1/3	EMERGENCY SHUTDOWN	7	30/06/2021	htaher
=20-C-7080+20-UCPC-7002-1/4	SOLENOIDS	8	30/06/2021	htaher
=20-C-7080+20-UCPC-7002-1/5	PLC LAYOUT	9	30/06/2021	htaher
=20-C-7080+20-UCPC-7002-1/6	IO RACK	10	30/06/2021	htaher
=20-C-7080+20-UCPC-7002-1/7	EMPTY PAGE	11	30/06/2021	htaher
=20-C-7080+20-UCPC-7002-1/8	DISPLAY	12	30/06/2021	htaher
=20-C-7080+20-UCPC-7002-1/9	BARRIERS	13	30/06/2021	htaher
=20-C-7080+20-UCPC-7002-1/10	DIGITAL INPUTS	14	30/06/2021	htaher
=20-C-7080+20-UCPC-7002-1/11	DIGITAL INPUTS	15	30/06/2021	htaher
=20-C-7080+20-UCPC-7002-1/12	DIGITAL INPUTS	16	30/06/2021	htaher
=20-C-7080+20-UCPC-7002-1/13	DIGITAL INPUTS	17	30/06/2021	htaher
=20-C-7080+20-UCPC-7002-1/14	ANALOG INPUTS	18	01/07/2021	htaher
=20-C-7080+20-UCPC-7002-1/15	ANALOG INPUTS	19	30/06/2021	htaher
=20-C-7080+20-UCPC-7002-1/16	DIGITAL OUTPUTS	20	30/06/2021	htaher
=20-C-7080+20-UCPC-7002-1/17	DIGITAL OUTPUTS	21	30/06/2021	htaher
=20-C-7080+20-UCPC-7002-1/18	DIGITAL OUTPUTS	22	30/06/2021	htaher
=20-C-7080+20-UCPC-7002-1/19	DIGITAL OUTPUTS	23	01/07/2021	htaher
=20-C-7080+20-UCPC-7002-1/20	PID CONTROLLER	24	01/07/2021	htaher
=20-C-7080+20-UCPC-7002-1/21	SIGNALS TO DISTRIBUTION BOARD	25	01/07/2021	htaher
=20-C-7080+20-UCPC-7002-1/22	SIGNALS FROM DISTRIBUTION BOARD	26	01/07/2021	htaher
=20-C-7080+20-UCPC-7002-1/23	SIGNALS FROM DCS	27	30/06/2021	htaher
=20-C-7080+20-UCPC-7002-1/24	Terminal diagram =20-C-7080+20-UCPC-7002-1-X0	28	30/06/2021	htaher
=20-C-7080+20-UCPC-7002-1/25	Terminal diagram =20-C-7080+20-UCPC-7002-1-X1	29	30/06/2021	htaher
=20-C-7080+20-UCPC-7002-1/26	Terminal diagram =20-C-7080+20-UCPC-7002-1-X2	30	30/06/2021	htaher
=20-C-7080+20-UCPC-7002-1/27	Terminal diagram =20-C-7080+20-UCPC-7002-1-X2.1	31	30/06/2021	htaher
=20-C-7080+20-UCPC-7002-1/28	Terminal diagram =20-C-7080+20-UCPC-7002-1-X4	32	30/06/2021	htaher
=20-C-7080+20-UCPC-7002-1/29	Terminal diagram =20-C-7080+20-UCPC-7002-1-X5	33	30/06/2021	htaher



CLIENT DWG NO.	BU-20-VD-303-IN-DIG-0045	SUBJECT	Table of contents : /1 - =20-C-7080+20-UCPC-7002-1/29
EQUIPMENT NO.	20-C-7080	ADAPTED TO P&ID REVISION	01
EQUIPMENT LOCATION	Iran, Onshore	CLIENT	Bushehr Petrochemical Company (BUPC)
THIS DRAWING IS OWNED BY AIRPACK, AND SHALL NOT BE PRINTED OR COPIED IN ANY OTHER WAY THAN WITH AIRPACKS PERMISSION!		CLIENT REF.	Bushehr MEG Plant Project
		AIRPACK REF.	17811-05B

DRAWN BY	htaher	CURRENT PAGE
CHECKED BY	RBE	
LAST MODIFICATION DATE	01/07/2021	
AIRPACK DWG NO.	17811-05B	
REVISION	01	
TOTAL PAGE AMOUNT	3	

Table of contents

Page	Page description	Supplementary page field	Date	Edited by
=20-C-7080+20-UCPC-7002-1/30	Terminal diagram =20-C-7080+20-UCPC-7002-1-X8	34	01/07/2021	htaher
=20-C-7080+20-UCPC-7002-1/31	Terminal diagram =20-C-7080+20-UCPC-7002-1-X9	35	30/06/2021	htaher
=20-C-7080+20-UCPC-7002-1/32	Terminal diagram =20-C-7080+20-UCPC-7002-1-X11	36	30/06/2021	htaher
=20-C-7080+JNDX-7000/1	TERMINAL STRIP DEFINITION	37	30/06/2021	htaher
=20-C-7080+JNDX-7000/2	CONNECTION SOLENOIDS	38	30/06/2021	htaher
=20-C-7080+JNDX-7000/3	Terminal diagram =20-C-7080+JNDX-7000-X1	39	30/06/2021	htaher
=20-C-7080+JIAX-7001/1	TERMINAL STRIP DEFINITION	40	30/06/2021	htaher
=20-C-7080+JIAX-7001/2	CONNECTION TRANSMITTERS	41	30/06/2021	htaher
=20-C-7080+JIAX-7001/3	CONNECTION TRANSMITTERS	42	30/06/2021	htaher
=20-C-7080+JIAX-7001/4	CONNECTION CONTROL VALVE	43	30/06/2021	htaher
=20-C-7080+JIAX-7001/5	Terminal diagram =20-C-7080+JIAX-7001-2-X2	44	30/06/2021	htaher
=20-C-7080+JIAX-7001/6	Terminal diagram =20-C-7080+JIAX-7001-2-X2	45	30/06/2021	htaher
=20-C-7080+JIAX-7001/7	Terminal diagram =20-C-7080+JIAX-7001-2-X2.1	46	30/06/2021	htaher
=20-C-7080+LP-C-7080-01/1	TERMINAL STRIP DEFINITION	47	30/06/2021	htaher
=20-C-7080+LP-C-7080-01/2	CONNECTION PUSHBUTTONS	48	30/06/2021	htaher
=20-C-7080+LP-C-7080-01/3	CONNECTION LAMPS	49	30/06/2021	htaher
=20-C-7080+LP-C-7080-01/4	CONNECTION ESD BUTTON	50	30/06/2021	htaher
=20-C-7080+LP-C-7080-01/5	Terminal diagram =20-C-7080+LP-C-7080-01-X5	51	30/06/2021	htaher
=20-C-7080+LP-C-7080-01/6	Terminal diagram =20-C-7080+LP-C-7080-01-X9	52	30/06/2021	htaher
=20-C-7080+PD-C-7080-01/1	TERMINAL STRIP DEFINITION	53	01/07/2021	htaher
=20-C-7080+PD-C-7080-01/2	POWER SUPPLY	54	01/07/2021	htaher
=20-C-7080+PD-C-7080-01/3	MAIN MOTOR	55	01/07/2021	htaher
=20-C-7080+PD-C-7080-01/4	HEATER	56	01/07/2021	htaher
=20-C-7080+PD-C-7080-01/5	SIGNALS FROM UCP	57	01/07/2021	htaher
=20-C-7080+PD-C-7080-01/6	SIGNALS TO UCP	58	01/07/2021	htaher
=20-C-7080+PD-C-7080-01/7	Terminal diagram =20-C-7080+PD-C-7080-01-X0	59	01/07/2021	htaher
=20-C-7080+PD-C-7080-01/8	Terminal diagram =20-C-7080+PD-C-7080-01-X1	60	01/07/2021	htaher
=20-C-7080+PD-C-7080-01/9	Terminal diagram =20-C-7080+PD-C-7080-01-X2	61	01/07/2021	htaher
=20-C-7080+PD-C-7080-01/10	Terminal diagram =20-C-7080+PD-C-7080-01-X8	62	01/07/2021	htaher



CLIENT DWG NO.	BU-20-VD-303-IN-DIG-0045	SUBJECT	Table of contents : =20-C-7080+20-UCPC-7002-1/30 - =20-C-7080+PD-C-7080-01/10	
EQUIPMENT NO.	20-C-7080	ADAPTED TO P&ID REVISION	01	
EQUIPMENT LOCATION	Iran, Onshore	CLIENT	Bushehr Petrochemical Company (BUPC)	
THIS DRAWING IS OWNED BY AIRPACK, AND SHALL NOT BE PRINTED OR COPIED IN ANY OTHER WAY THAN WITH AIRPACKS PERMISSION!		CLIENT REF.	Bushehr MEG Plant Project	
		AIRPACK REF.	17811-05B	

DRAWN BY	htaher	=
CHECKED BY	RBE	+
LAST MODIFICATION DATE	01/07/2021	CURRENT PAGE
AIRPACK DWG NO.	17811-05B	
REVISION	01	
TOTAL PAGE AMOUNT	4	

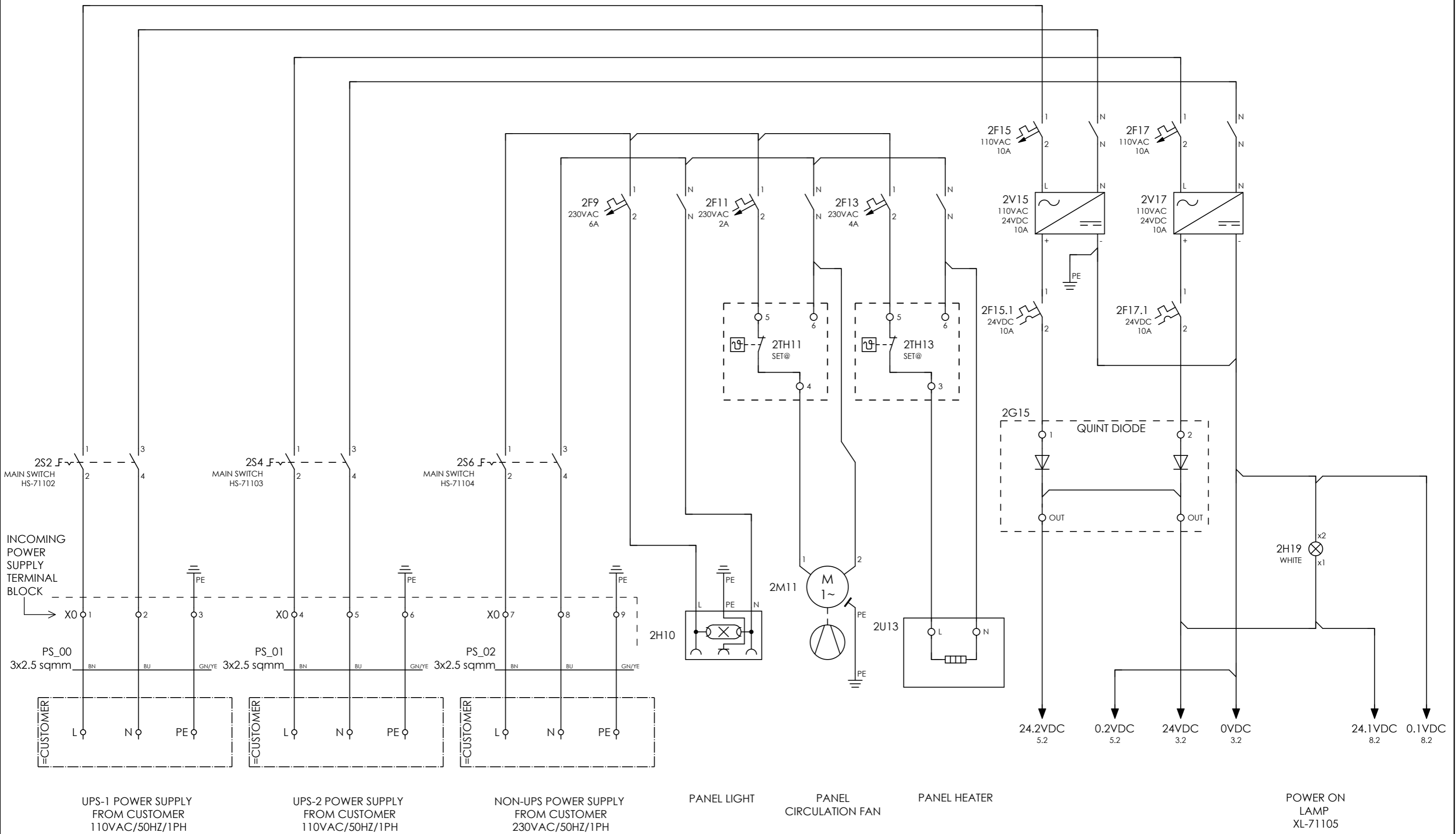
UNIT CONTROL PANEL 20-UCPC-7002-1

TERMINAL STRIP DEFINITION

- X0 = POWER SUPPLY 110VAC / 230VAC FROM CUSTOMER
- X1 = SOLENOIDS
- X2 = ANALOGUE INPUTS
- X2.1 = ANALOGUE OUTPUTS
- X4 = SERIAL COMMUNICATION RS-485 TO CUSTOMER
- X5 = CONNECTION PUSHBUTTONS / LAMPS
- X8 = SIGNALS TO / FROM DISTRIBUTION BOARD
- X9 = EMERGENCY SHUTDOWN
- X11 = SIGNALS FROM DCS



THIS DRAWING IS OWNED BY AIRPACK, AND SHALL NOT BE PRINTED OR COPIED IN ANY OTHER WAY THAN WITH AIRPACKS PERMISSION!	CLIENT DWG NO.	BU-20-VD-303-IN-DIG-0045	SUBJECT		DRAWN BY	htaheer	= 20-C-7080
	EQUIPMENT NO.	20-C-7080	TERMINAL STRIP DEFINITION		CHECKED BY	RBE	+ 20-UCPC-7002-1
	EQUIPMENT LOCATION	Iran, Onshore	ADAPTED TO P&ID REVISION	01	LAST MODIFICATION DATE	01/07/2021	CURRENT PAGE
			CLIENT	Bushehr Petrochemical Company (BUPC)	AIRPACK DWG NO.	17811-05B	
			CLIENT REF.	Bushehr MEG Plant Project	REVISION	01	
		AIRPACK REF.	17811-05B	TOTAL PAGE AMOUNT	5		



UPS-1 POWER SUPPLY FROM CUSTOMER 110VAC/50HZ/1PH

UPS-2 POWER SUPPLY FROM CUSTOMER 110VAC/50HZ/1PH

NON-UPS POWER SUPPLY FROM CUSTOMER 230VAC/50HZ/1PH

PANEL LIGHT

PANEL CIRCULATION FAN

PANEL HEATER

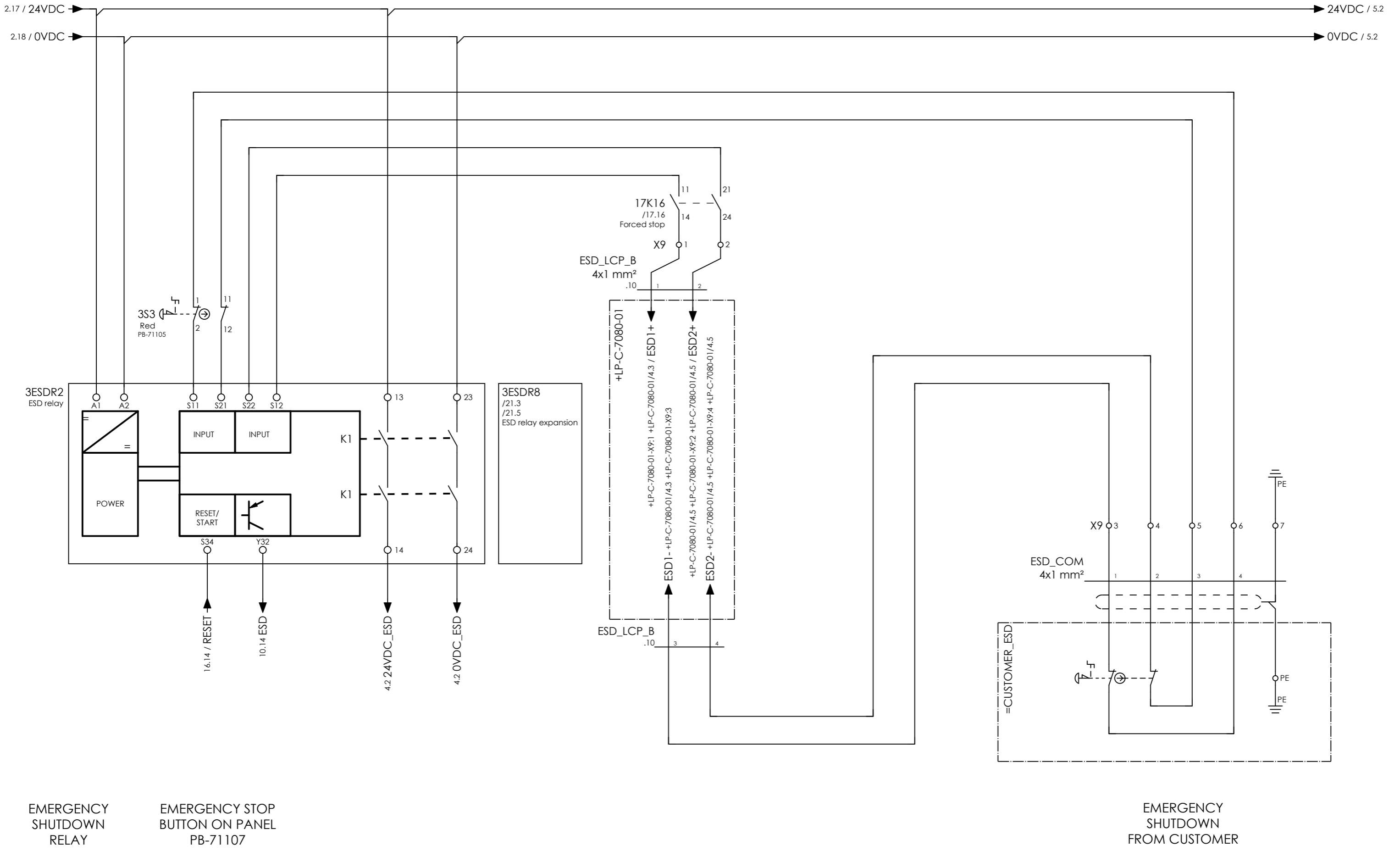
POWER ON LAMP XL-71105

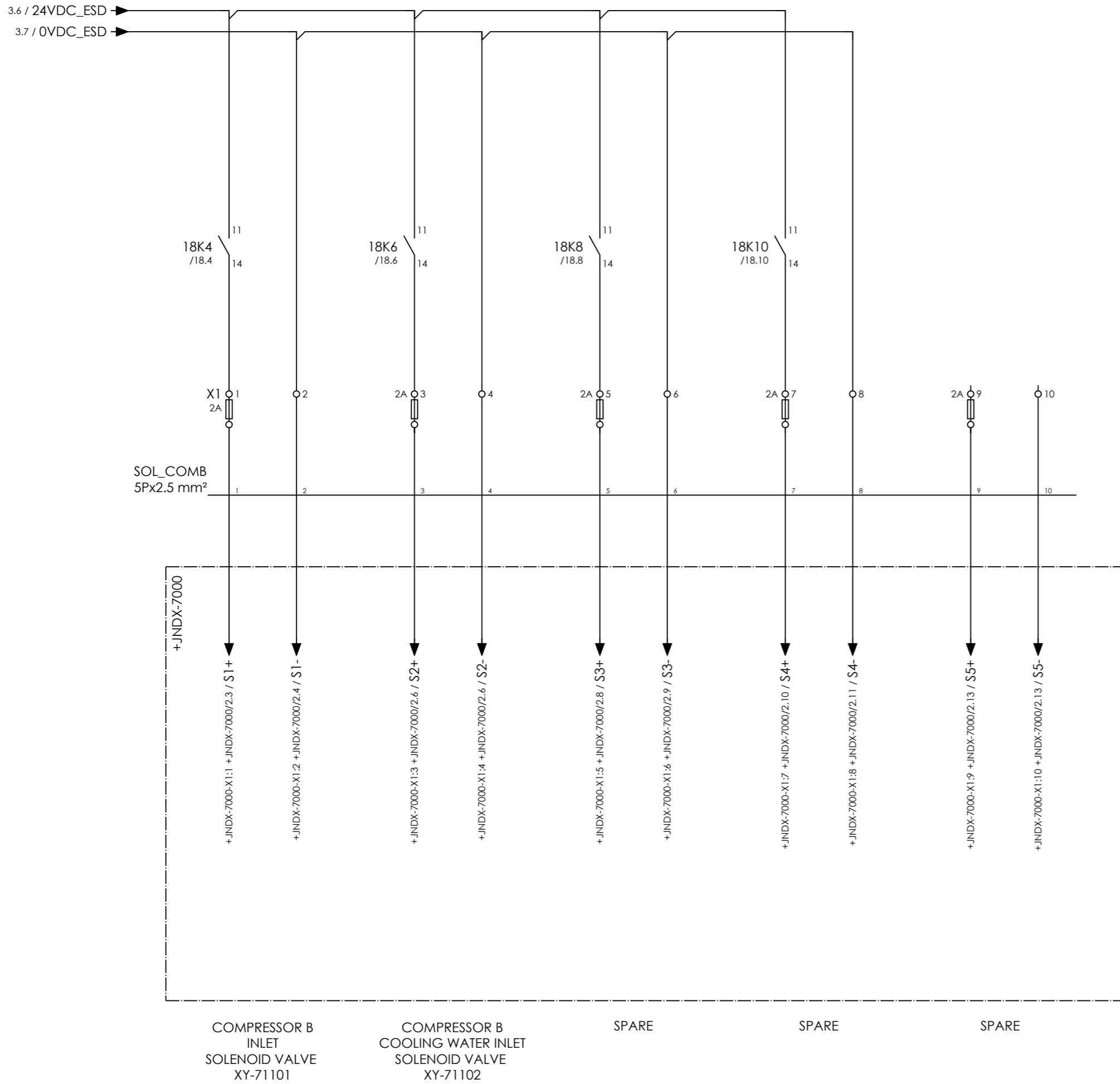


CLIENT DWG NO.	BU-20-VD-303-IN-DIG-0045
EQUIPMENT NO.	20-C-7080
EQUIPMENT LOCATION	Iran, Onshore
THIS DRAWING IS OWNED BY AIRPACK, AND SHALL NOT BE PRINTED OR COPIED IN ANY OTHER WAY THAN WITH AIRPACKS PERMISSION!	

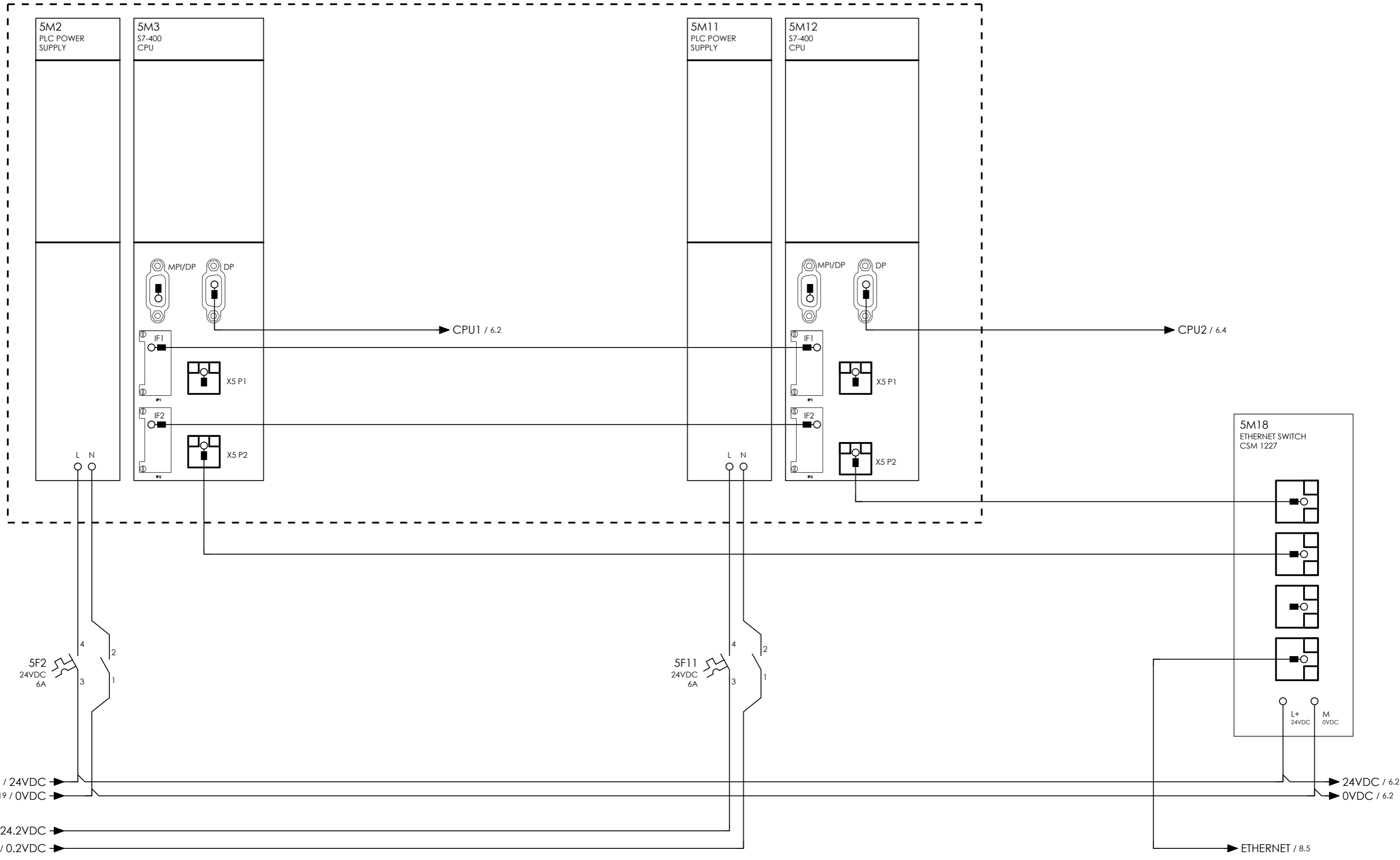
SUBJECT POWER SUPPLY	
ADAPTED TO P&ID REVISION	01
CLIENT	Bushehr Petrochemical Company (BUPC)
CLIENT REF.	Bushehr MEG Plant Project
AIRPACK REF.	17811-05B

DRAWN BY	htaher	= 20-C-7080
CHECKED BY	RBE	+ 20-UCPC-7002-1
LAST MODIFICATION DATE	01/07/2021	CURRENT PAGE
AIRPACK DWG NO.	17811-05B	
REVISION	01	
TOTAL PAGE AMOUNT	6	



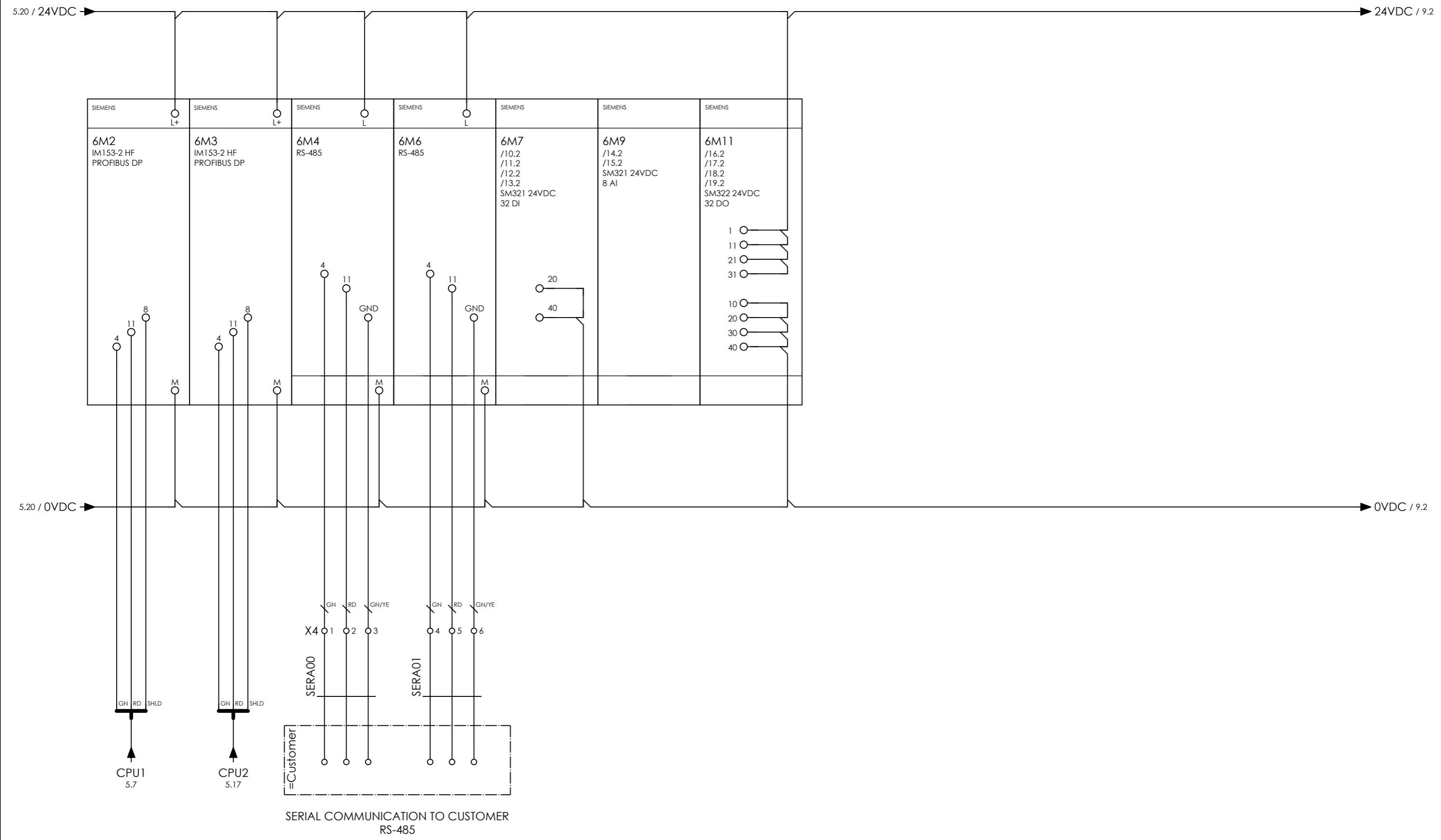


CLIENT DWG NO.	BU-20-VD-303-IN-DIG-0045	SUBJECT		DRAWN BY	htaher	= 20-C-7080
EQUIPMENT NO.	20-C-7080	SOLENOIDS		CHECKED BY	RBE	+ 20-UCPC-7002-1
EQUIPMENT LOCATION	Iran, Onshore	ADAPTED TO P&ID REVISION	01	LAST MODIFICATION DATE	01/07/2021	CURRENT PAGE
THIS DRAWING IS OWNED BY AIRPACK, AND SHALL NOT BE PRINTED OR COPIED IN ANY OTHER WAY THAN WITH AIRPACKS PERMISSION!		CLIENT	Bushehr Petrochemical Company (BUPC)	AIRPACK DWG NO.	17811-05B	
		CLIENT REF.	Bushehr MEG Plant Project	REVISION	01	
		AIRPACK REF.	17811-05B	TOTAL PAGE AMOUNT	8	



CLIENT DWG NO.	BU-20-VD-303-IN-DIG-0045	SUBJECT PLC LAYOUT		DRAWN BY	htaher	= 20-C-7080
EQUIPMENT NO.	20-C-7080			CHECKED BY	RBE	+ 20-UCPC-7002-1
EQUIPMENT LOCATION	Iran, Onshore	ADAPTED TO P&ID REVISION	01	LAST MODIFICATION DATE	01/07/2021	CURRENT PAGE
THIS DRAWING IS OWNED BY AIRPACK, AND SHALL NOT BE PRINTED OR COPIED IN ANY OTHER WAY THAN WITH AIRPACKS PERMISSION!		CLIENT	Bushehr Petrochemical Company (BUPC)	AIRPACK DWG NO.	17811-05B	
		CLIENT REF.	Bushehr MEG Plant Project	REVISION	01	
		AIRPACK REF.	17811-05B	TOTAL PAGE AMOUNT	9	

CURRENT PAGE	
--------------	--



CLIENT DWG NO. BU-20-VD-303-IN-DIG-0045
 EQUIPMENT NO. 20-C-7080
 EQUIPMENT LOCATION Iran, Onshore
 THIS DRAWING IS OWNED BY AIRPACK, AND SHALL NOT BE PRINTED OR COPIED IN ANY OTHER WAY THAN WITH AIRPACKS PERMISSION!

SUBJECT IO RACK
 ADAPTED TO P&ID REVISION 01
 CLIENT Bushehr Petrochemical Company (BUPC)
 CLIENT REF. Bushehr MEG Plant Project
 AIRPACK REF. 17811-05B

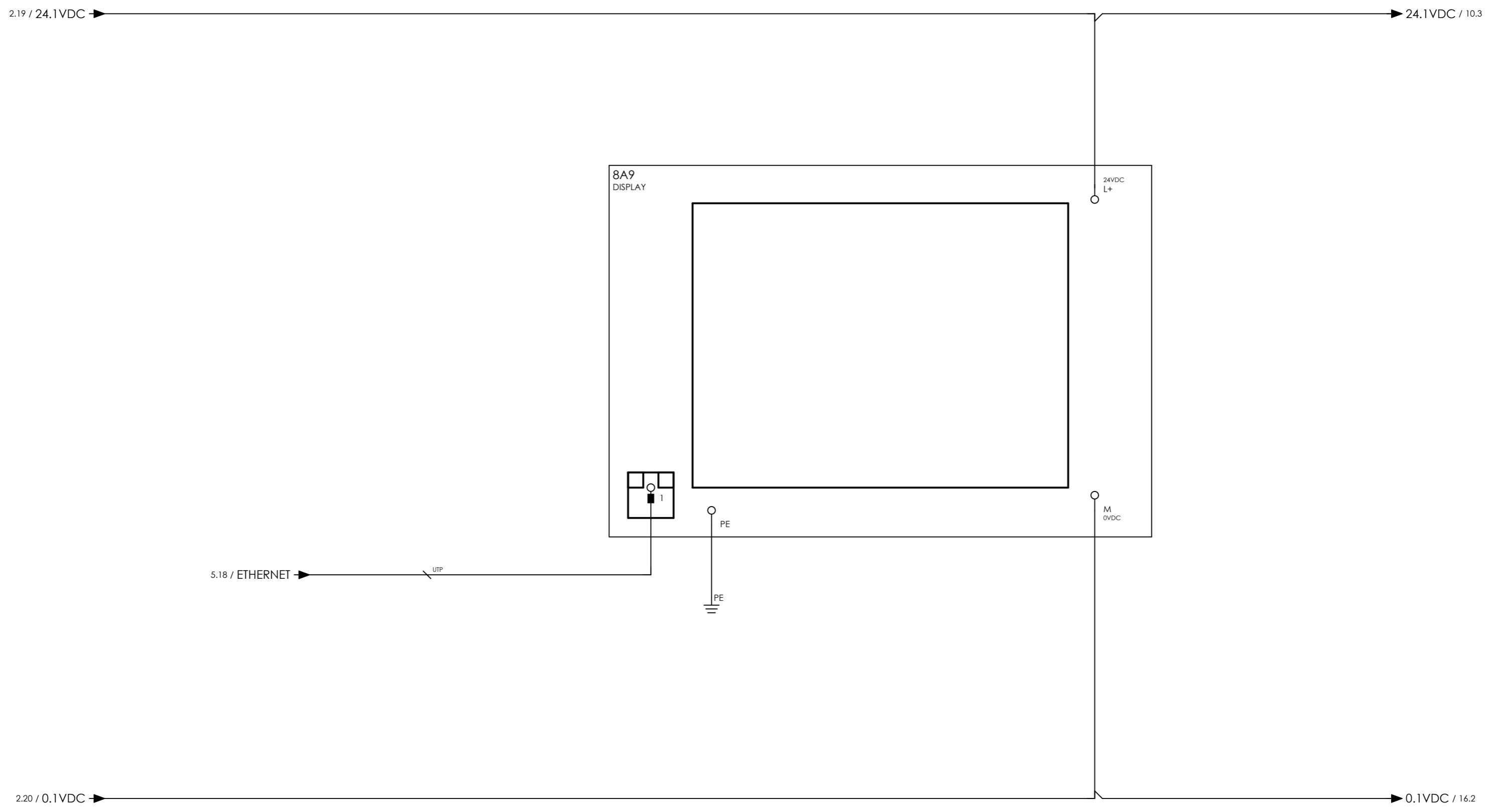
DRAWN BY htaher
 CHECKED BY RBE
 LAST MODIFICATION DATE 01/07/2021
 AIRPACK DWG NO. 17811-05B
 REVISION 01
 TOTAL PAGE AMOUNT 10

= 20-C-7080
 + 20-UCPC-7002-1
 CURRENT PAGE
 6

THIS PAGE INTENTIONALLY LEFT BLANK



CLIENT DWG NO.	BU-20-VD-303-IN-DIG-0045	SUBJECT		DRAWN BY	htahter	= 20-C-7080
EQUIPMENT NO.	20-C-7080	EMPTY PAGE		CHECKED BY	RBE	+ 20-UCPC-7002-1
EQUIPMENT LOCATION	Iran, Onshore	ADAPTED TO P&ID REVISION	01	LAST MODIFICATION DATE	01/07/2021	CURRENT PAGE
THIS DRAWING IS OWNED BY AIRPACK, AND SHALL NOT BE PRINTED OR COPIED IN ANY OTHER WAY THAN WITH AIRPACKS PERMISSION!		CLIENT	Bushehr Petrochemical Company (BUPC)	AIRPACK DWG NO.	17811-05B	
		CLIENT REF.	Bushehr MEG Plant Project	REVISION	01	
		AIRPACK REF.	17811-05B	TOTAL PAGE AMOUNT	11	



CLIENT DWG NO.	BU-20-VD-303-IN-DIG-0045
EQUIPMENT NO.	20-C-7080
EQUIPMENT LOCATION	Iran, Onshore

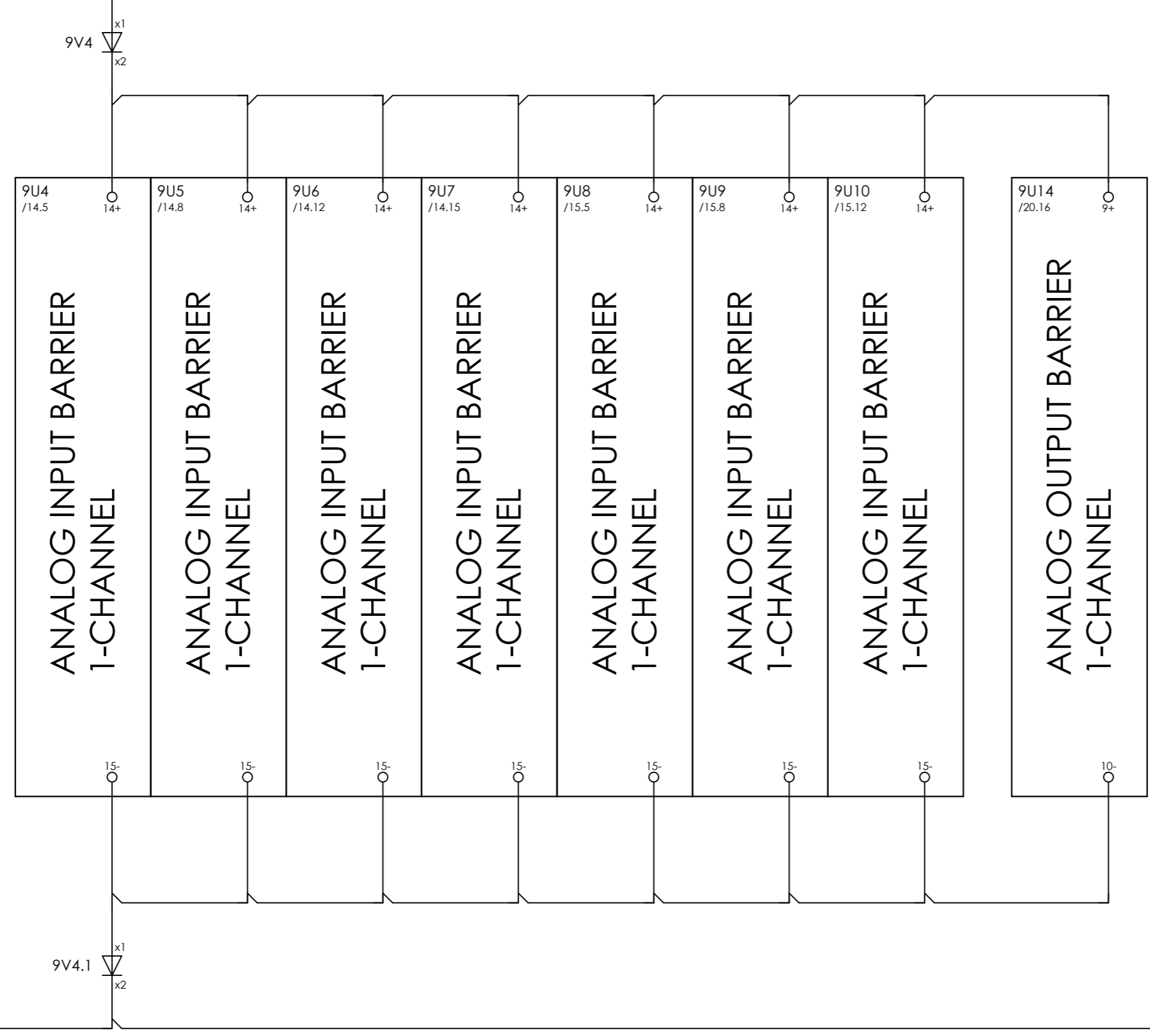
SUBJECT DISPLAY	
ADAPTED TO P&ID REVISION	01
CLIENT	Bushehr Petrochemical Company (BUPC)
CLIENT REF.	Bushehr MEG Plant Project
AIRPACK REF.	17811-05B

DRAWN BY	htaher
CHECKED BY	RBE
LAST MODIFICATION DATE	01/07/2021
AIRPACK DWG NO.	17811-05B
REVISION	01
TOTAL PAGE AMOUNT	12

= 20-C-7080
+ 20-UCPC-7002-1
CURRENT PAGE

THIS DRAWING IS OWNED BY AIRPACK, AND SHALL NOT BE PRINTED OR COPIED IN ANY OTHER WAY THAN WITH AIRPACKS PERMISSION!

6.18 / 24VDC → 24VDC / 11.3



6.18 / 0VDC → 0VDC / 14.11



CLIENT DWG NO.	BU-20-VD-303-IN-DIG-0045
EQUIPMENT NO.	20-C-7080
EQUIPMENT LOCATION	Iran, Onshore

SUBJECT BARRIERS	
ADAPTED TO P&ID REVISION	01
CLIENT	Bushehr Petrochemical Company (BUPC)
CLIENT REF.	Bushehr MEG Plant Project
AIRPACK REF.	17811-05B

DRAWN BY	htaher
CHECKED BY	RBE
LAST MODIFICATION DATE	01/07/2021
AIRPACK DWG NO.	17811-05B
REVISION	01
TOTAL PAGE AMOUNT	13

= 20-C-7080
+ 20-UCPC-7002-1
CURRENT PAGE

THIS DRAWING IS OWNED BY AIRPACK, AND SHALL NOT BE PRINTED OR COPIED IN ANY OTHER WAY THAN WITH AIRPACKS PERMISSION!

8.19 / 24.1VDC → 24.1VDC /

10S4 E
GREEN

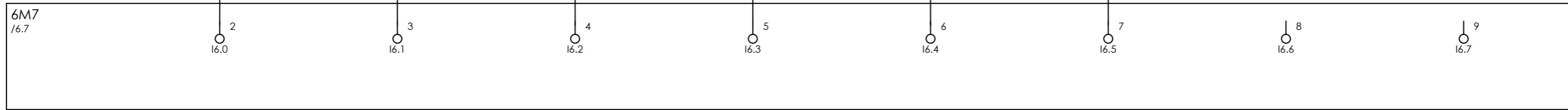
10S6 E
RED

10S8 E
BLACK

10S10 E
BLACK

10S12 E
BLACK

ESD / 3.4



COMPRESSOR B
START
PB-71105

COMPRESSOR B
STOP
PB-71106

COMPRESSOR B
LAMPTEST
PB-71108

COMPRESSOR B
ACCEPT
PB-71109

COMPRESSOR B
RESET
PB-71109

ESD
ENGAGED

SPARE

SPARE




CLIENT DWG NO.	BU-20-VD-303-IN-DIG-0045
EQUIPMENT NO.	20-C-7080
EQUIPMENT LOCATION	Iran, Onshore

THIS DRAWING IS OWNED BY AIRPACK, AND SHALL NOT BE PRINTED OR COPIED IN ANY OTHER WAY THAN WITH AIRPACKS PERMISSION!

SUBJECT DIGITAL INPUTS	
ADAPTED TO P&ID REVISION	01
CLIENT	Bushehr Petrochemical Company (BUPC)
CLIENT REF.	Bushehr MEG Plant Project
AIRPACK REF.	17811-05B

DRAWN BY	htaher
CHECKED BY	RBE
LAST MODIFICATION DATE	01/07/2021
AIRPACK DWG NO.	17811-05B
REVISION	01
TOTAL PAGE AMOUNT	14

= 20-C-7080
+ 20-UCPC-7002-1
CURRENT PAGE



COMPRESSOR B
START
PB-71101

COMPRESSOR B
STOP
PB-71102

COMPRESSOR B
LAMPTEST
PB-71104

COMPRESSOR B
LOCAL
PB-71105

COMPRESSOR B
REMOTE
PB-71105

SPARE

SPARE

SPARE



CLIENT DWG NO.	BU-20-VD-303-IN-DIG-0045
EQUIPMENT NO.	20-C-7080
EQUIPMENT LOCATION	Iran, Onshore

THIS DRAWING IS OWNED BY AIRPACK, AND SHALL NOT BE PRINTED OR COPIED IN ANY OTHER WAY THAN WITH AIRPACKS PERMISSION!

SUBJECT	
DIGITAL INPUTS	
ADAPTED TO P&ID REVISION	01

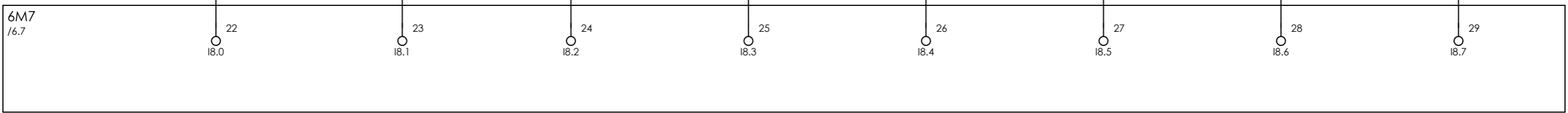
CLIENT	Bushehr Petrochemical Company (BUPC)
CLIENT REF.	Bushehr MEG Plant Project
AIRPACK REF.	17811-05B

DRAWN BY	htaher
CHECKED BY	RBE
LAST MODIFICATION DATE	01/07/2021

AIRPACK DWG NO.	17811-05B
REVISION	01
TOTAL PAGE AMOUNT	15

= 20-C-7080
+ 20-UCPC-7002-1
CURRENT PAGE

11.19 / 24VDC → 24VDC / 14.11



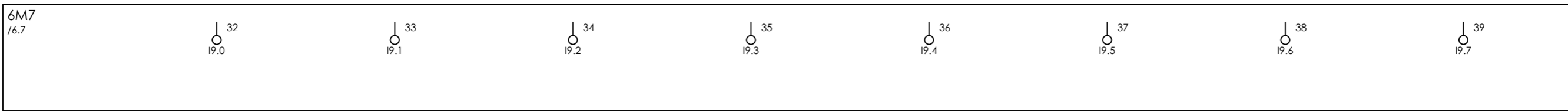
COMPRESSOR B MAIN MOTOR 20-C-7080-M RUNNING COMPRESSOR B MAIN MOTOR 20-C-7080-M FAULT COMPRESSOR B OIL HEATER 20-HE-7080 RUNNING COMPRESSOR B OIL HEATER 20-HE-7080 FAULT SPARE SPARE COMPRESSOR B PID CONTROL ALARM TIME SYNCHRONIZATION



CLIENT DWG NO.	BU-20-VD-303-IN-DIG-0045
EQUIPMENT NO.	20-C-7080
EQUIPMENT LOCATION	Iran, Onshore

THIS DRAWING IS OWNED BY AIRPACK, AND SHALL NOT BE PRINTED OR COPIED IN ANY OTHER WAY THAN WITH AIRPACKS PERMISSION!

SUBJECT		DRAWN BY	htaher	= 20-C-7080
DIGITAL INPUTS		CHECKED BY	RBE	+ 20-UCPC-7002-1
ADAPTED TO P&ID REVISION	01	LAST MODIFICATION DATE	01/07/2021	CURRENT PAGE
CLIENT	Bushehr Petrochemical Company (BUPC)	AIRPACK DWG NO.	17811-05B	
CLIENT REF.	Bushehr MEG Plant Project	REVISION	01	
AIRPACK REF.	17811-05B	TOTAL PAGE AMOUNT	16	



SPARE

SPARE

SPARE

SPARE

SPARE

SPARE

SPARE

SPARE

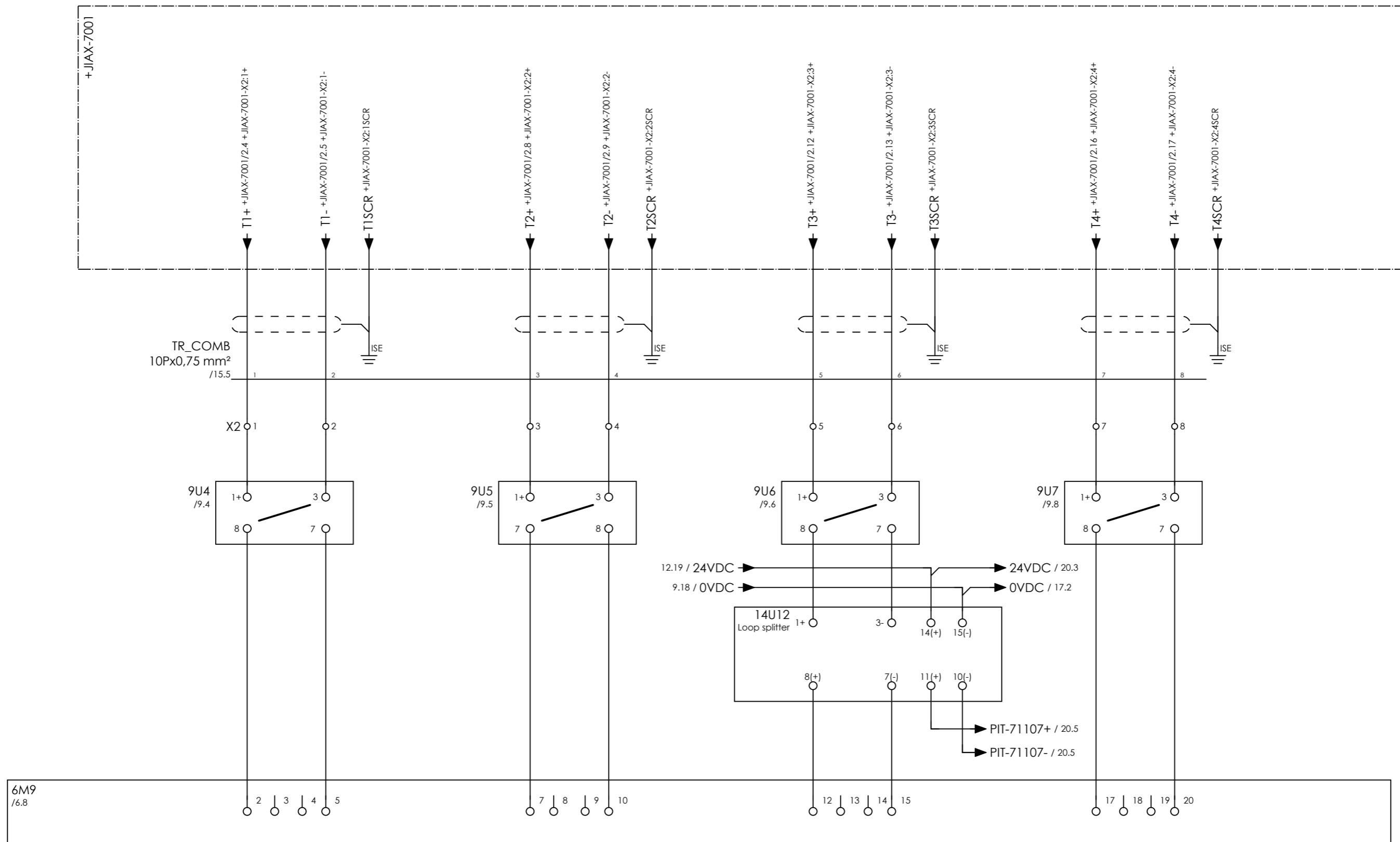


CLIENT DWG NO.	BU-20-VD-303-IN-DIG-0045
EQUIPMENT NO.	20-C-7080
EQUIPMENT LOCATION	Iran, Onshore
THIS DRAWING IS OWNED BY AIRPACK, AND SHALL NOT BE PRINTED OR COPIED IN ANY OTHER WAY THAN WITH AIRPACKS PERMISSION!	

SUBJECT DIGITAL INPUTS	
ADAPTED TO P&ID REVISION	01
CLIENT	Bushehr Petrochemical Company (BUPC)
CLIENT REF.	Bushehr MEG Plant Project
AIRPACK REF.	17811-05B

DRAWN BY	htaher
CHECKED BY	RBE
LAST MODIFICATION DATE	01/07/2021
AIRPACK DWG NO.	17811-05B
REVISION	01
TOTAL PAGE AMOUNT	17

= 20-C-7080
+ 20-UCPC-7002-1
CURRENT PAGE



COMPRESSOR B
INLET PRESSURE
PIT-71103

COMPRESSOR B
OIL SYSTEM PRESSURE
PIT-71104

COMPRESSOR B
OUTLET PPRESSURE
PIT-71107

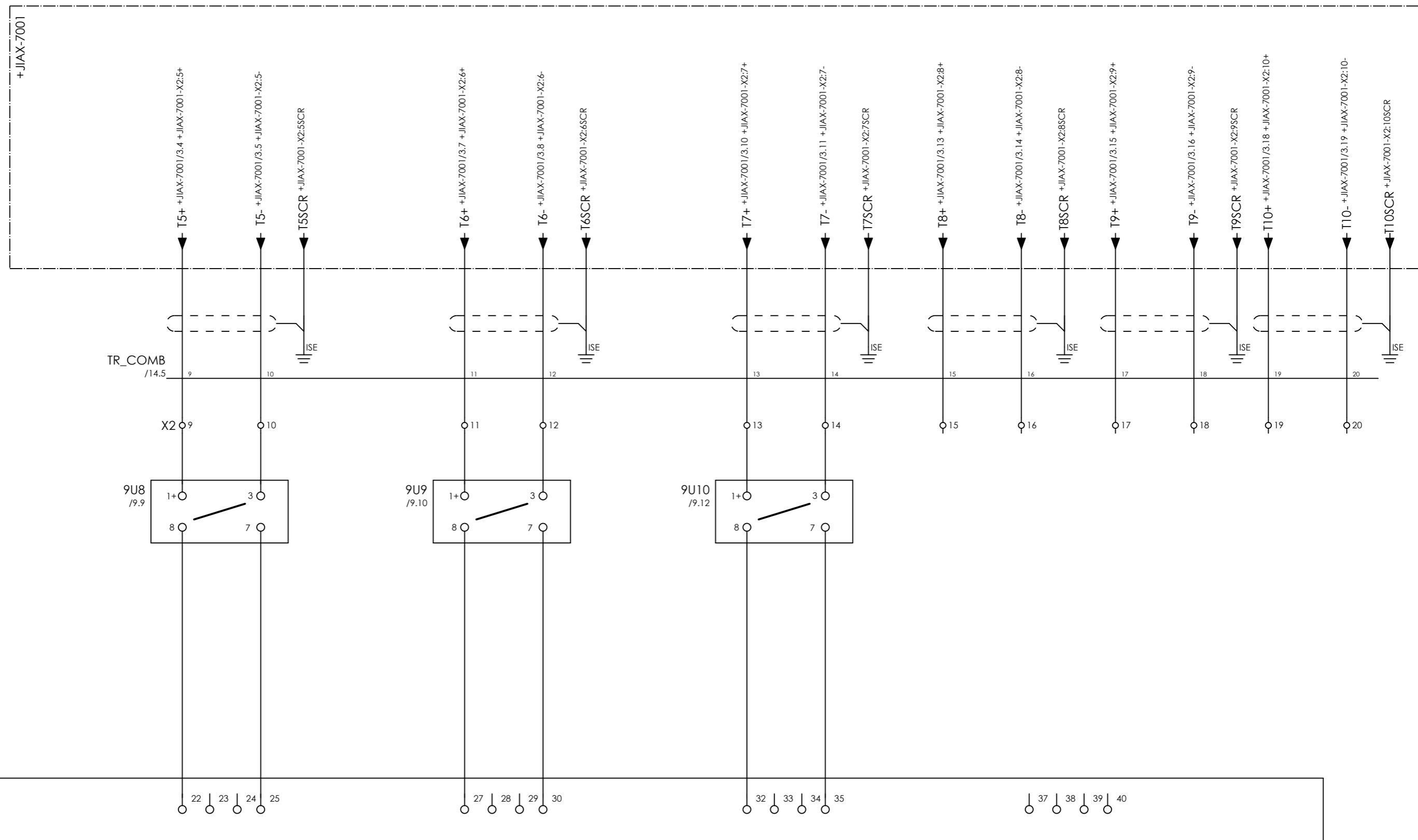
COMPRESSOR B
INLET TEMPERATURE
TIT-71101



CLIENT DWG NO.	BU-20-VD-303-IN-DIG-0045
EQUIPMENT NO.	20-C-7080
EQUIPMENT LOCATION	Iran, Onshore
THIS DRAWING IS OWNED BY AIRPACK, AND SHALL NOT BE PRINTED OR COPIED IN ANY OTHER WAY THAN WITH AIRPACKS PERMISSION!	

SUBJECT ANALOG INPUTS	
ADAPTED TO P&ID REVISION	01
CLIENT	Bushehr Petrochemical Company (BUPC)
CLIENT REF.	Bushehr MEG Plant Project
AIRPACK REF.	17811-05B

DRAWN BY	htaher	= 20-C-7080
CHECKED BY	RBE	+ 20-UCPC-7002-1
LAST MODIFICATION DATE	01/07/2021	CURRENT PAGE
AIRPACK DWG NO.	17811-05B	
REVISION	01	
TOTAL PAGE AMOUNT	18	



COMPRESSOR B
UPSTREAM AFTER COOLER TEMPERATURE
TIT-71102

COMPRESSOR B
COOLING WATER OUTLET FLOW
FT-71101

COMPRESSOR B
BEARING VIBRATION
VT-71101

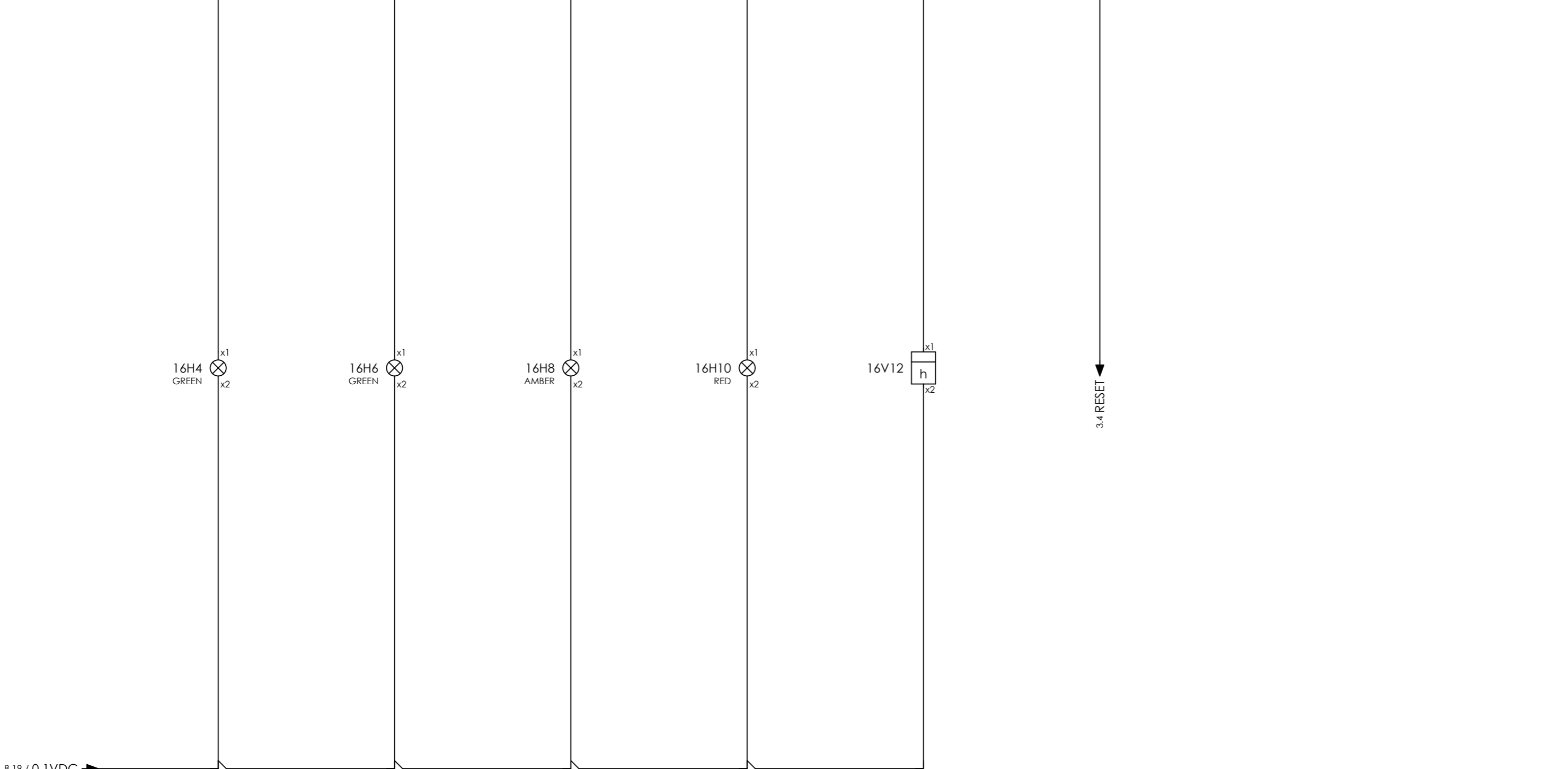

SPARE



CLIENT DWG NO.	BU-20-VD-303-IN-DIG-0045
EQUIPMENT NO.	20-C-7080
EQUIPMENT LOCATION	Iran, Onshore
THIS DRAWING IS OWNED BY AIRPACK, AND SHALL NOT BE PRINTED OR COPIED IN ANY OTHER WAY THAN WITH AIRPACKS PERMISSION!	

SUBJECT ANALOG INPUTS	
ADAPTED TO P&ID REVISION	01
CLIENT	Bushehr Petrochemical Company (BUPC)
CLIENT REF.	Bushehr MEG Plant Project
AIRPACK REF.	17811-05B

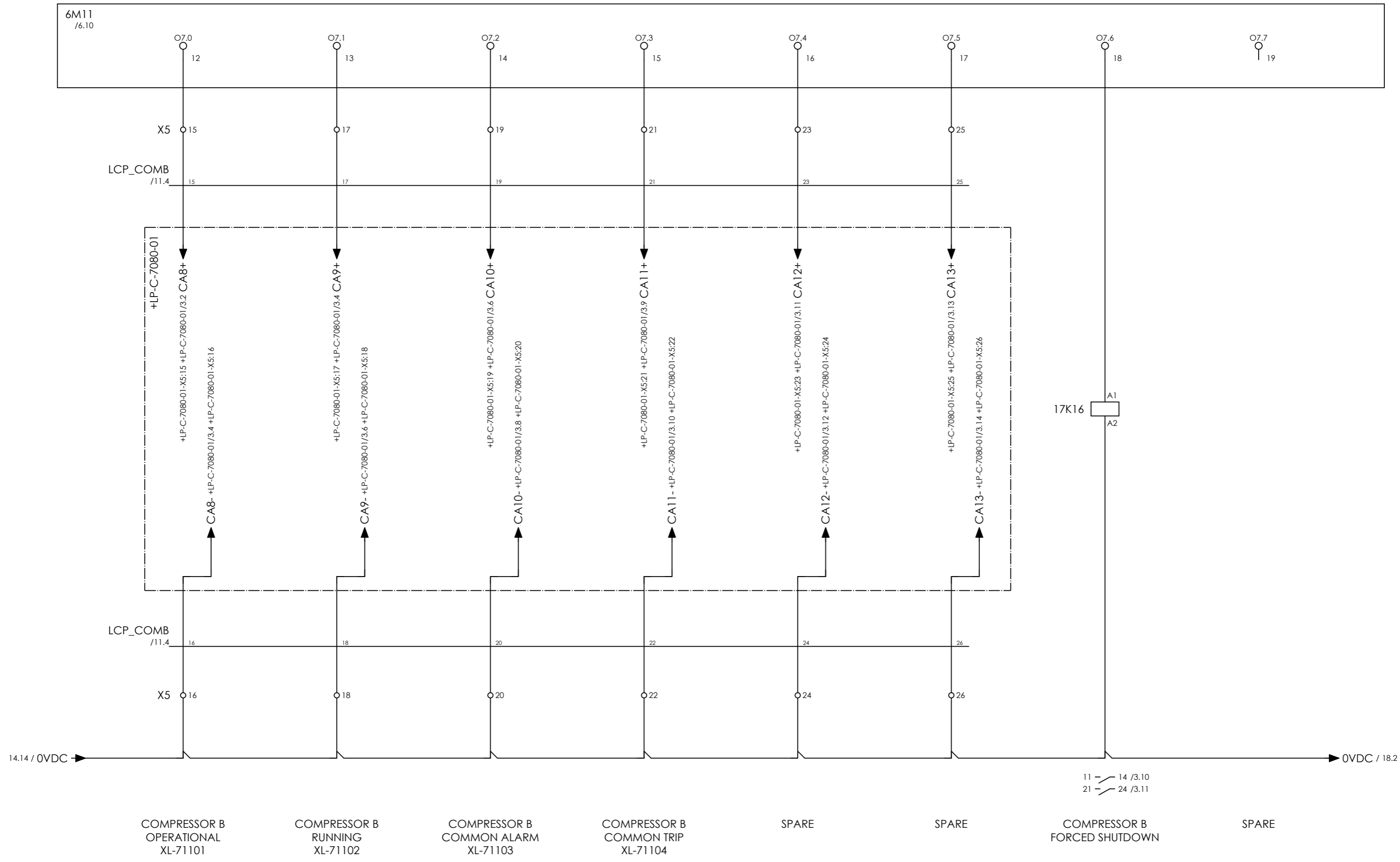
DRAWN BY	htaher	= 20-C-7080
CHECKED BY	RBE	+ 20-UCPC-7002-1
LAST MODIFICATION DATE	01/07/2021	CURRENT PAGE
AIRPACK DWG NO.	17811-05B	
REVISION	01	
TOTAL PAGE AMOUNT	19	



COMPRESSOR B OPERATIONAL XL-71106 COMPRESSOR B RUNNING XL-71107 COMPRESSOR B COMMON ALARM XL-71108 COMPRESSOR B COMMON TRIP XL-71109 COMPRESSOR B HOURMETER HM-71101 RESET ESD RELAY SPARE SPARE



CLIENT DWG NO.	BU-20-VD-303-IN-DIG-0045	SUBJECT		DRAWN BY	htaher	= 20-C-7080
EQUIPMENT NO.	20-C-7080	DIGITAL OUTPUTS		CHECKED BY	RBE	+ 20-UCPC-7002-1
EQUIPMENT LOCATION	Iran, Onshore	ADAPTED TO P&ID REVISION	01	LAST MODIFICATION DATE	01/07/2021	CURRENT PAGE
THIS DRAWING IS OWNED BY AIRPACK, AND SHALL NOT BE PRINTED OR COPIED IN ANY OTHER WAY THAN WITH AIRPACKS PERMISSION!		CLIENT	Bushehr Petrochemical Company (BUPC)	AIRPACK DWG NO.	17811-05B	
		CLIENT REF.	Bushehr MEG Plant Project	REVISION	01	
		AIRPACK REF.	17811-05B	TOTAL PAGE AMOUNT	20	

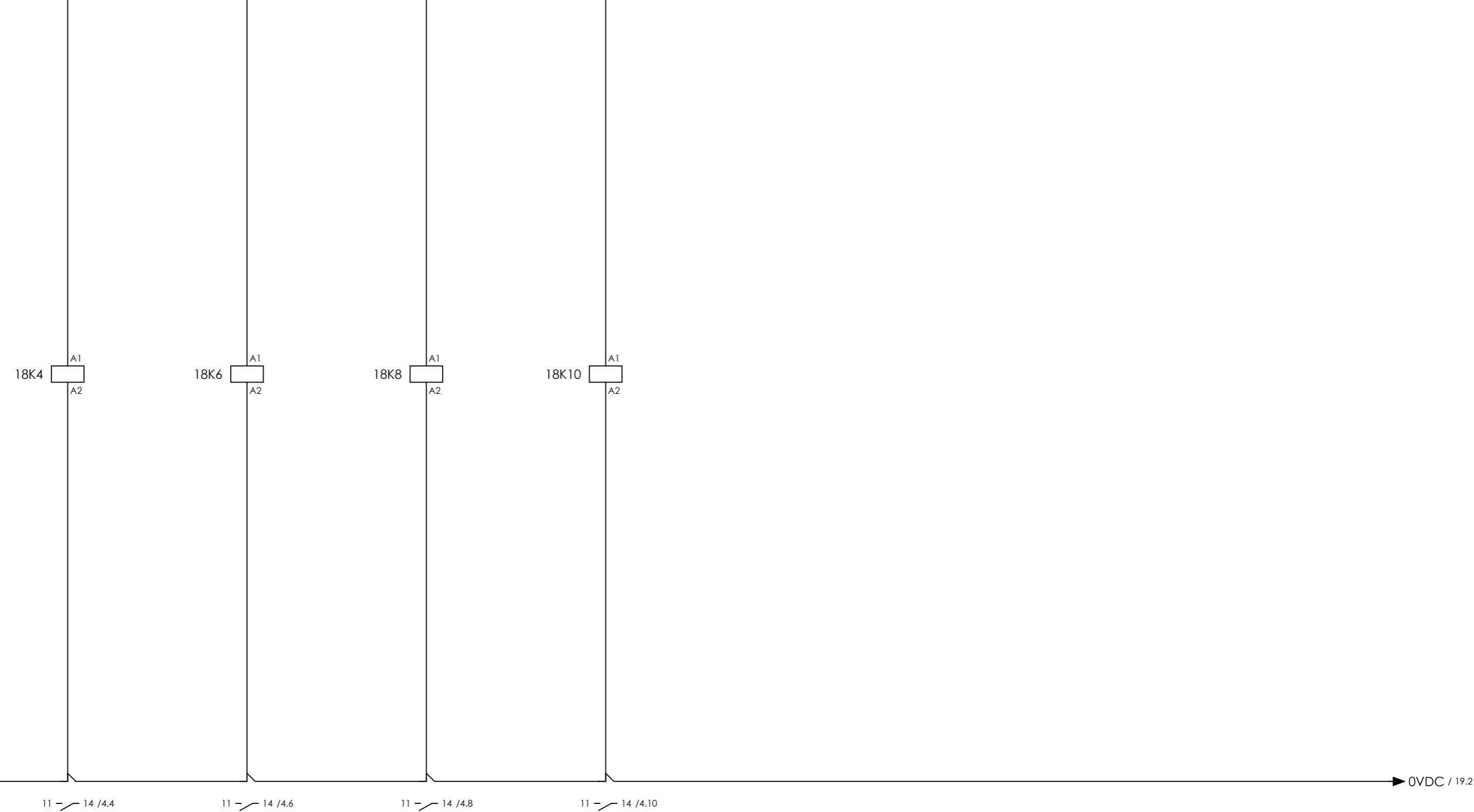


CLIENT DWG NO.	BU-20-VD-303-IN-DIG-0045
EQUIPMENT NO.	20-C-7080
EQUIPMENT LOCATION	Iran, Onshore

SUBJECT	
DIGITAL OUTPUTS	
ADAPTED TO P&ID REVISION	01
CLIENT	Bushehr Petrochemical Company (BUPC)
CLIENT REF.	Bushehr MEG Plant Project
AIRPACK REF.	17811-05B

DRAWN BY	htaher
CHECKED BY	RBE
LAST MODIFICATION DATE	01/07/2021
AIRPACK DWG NO.	17811-05B
REVISION	01
TOTAL PAGE AMOUNT	21

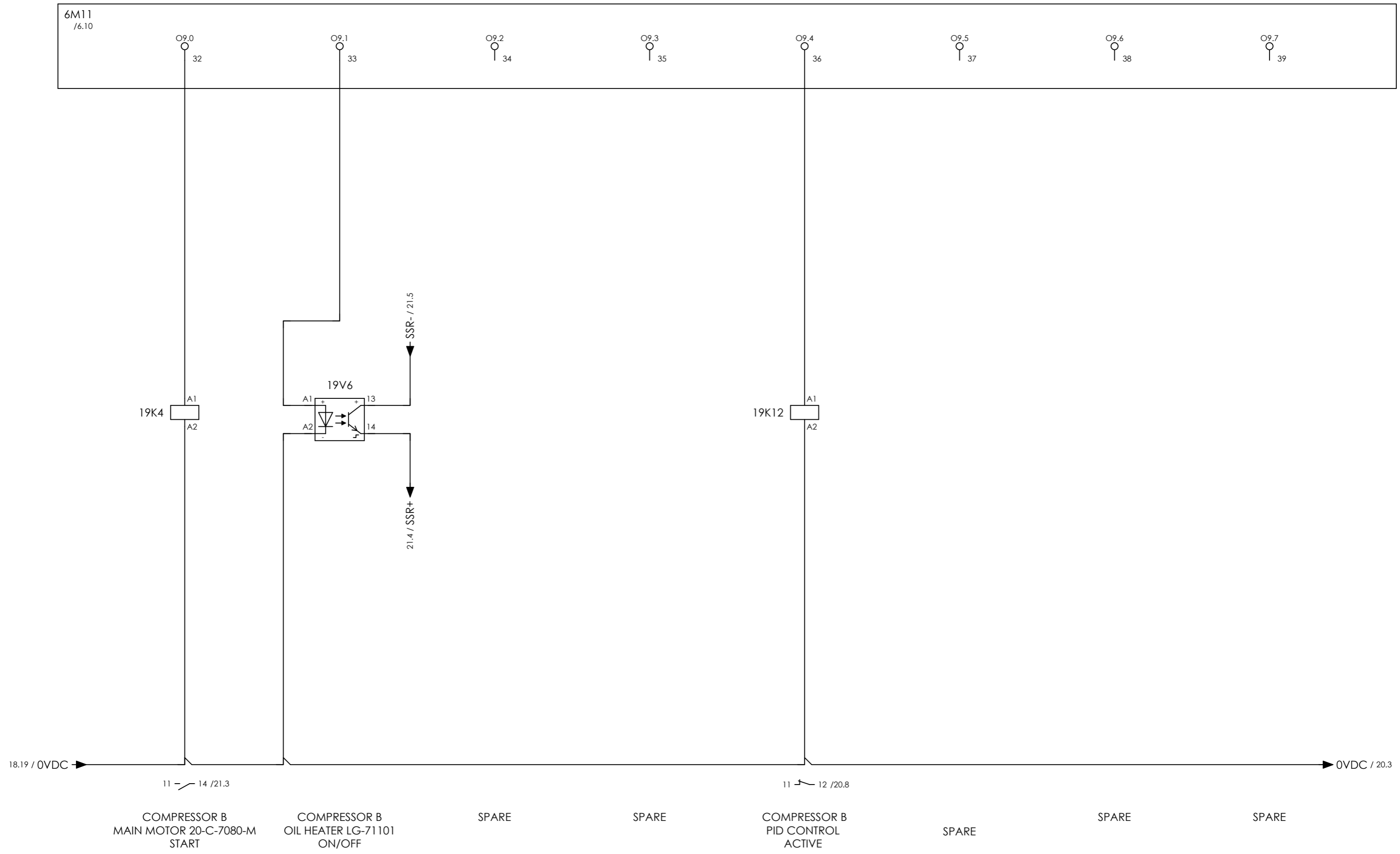
= 20-C-7080
+ 20-UCPC-7002-1
CURRENT PAGE



COMPRESSOR B INLET SOLENOID VALVE XY-71101
 COMPRESSOR B COOLING WATER INLET SOLENOID VALVE XY-71102
 SPARE
 SPARE
 SPARE
 SPARE
 SPARE



CLIENT DWG NO.	BU-20-VD-303-IN-DIG-0045	SUBJECT		DRAWN BY	htaher	= 20-C-7080
EQUIPMENT NO.	20-C-7080	DIGITAL OUTPUTS		CHECKED BY	RBE	+ 20-UCPC-7002-1
EQUIPMENT LOCATION	Iran, Onshore	ADAPTED TO P&ID REVISION	01	LAST MODIFICATION DATE	01/07/2021	CURRENT PAGE
THIS DRAWING IS OWNED BY AIRPACK, AND SHALL NOT BE PRINTED OR COPIED IN ANY OTHER WAY THAN WITH AIRPACKS PERMISSION!		CLIENT	Bushehr Petrochemical Company (BUPC)	AIRPACK DWG NO.	17811-05B	
		CLIENT REF.	Bushehr MEG Plant Project	REVISION	01	
		AIRPACK REF.	17811-05B	TOTAL PAGE AMOUNT	22	

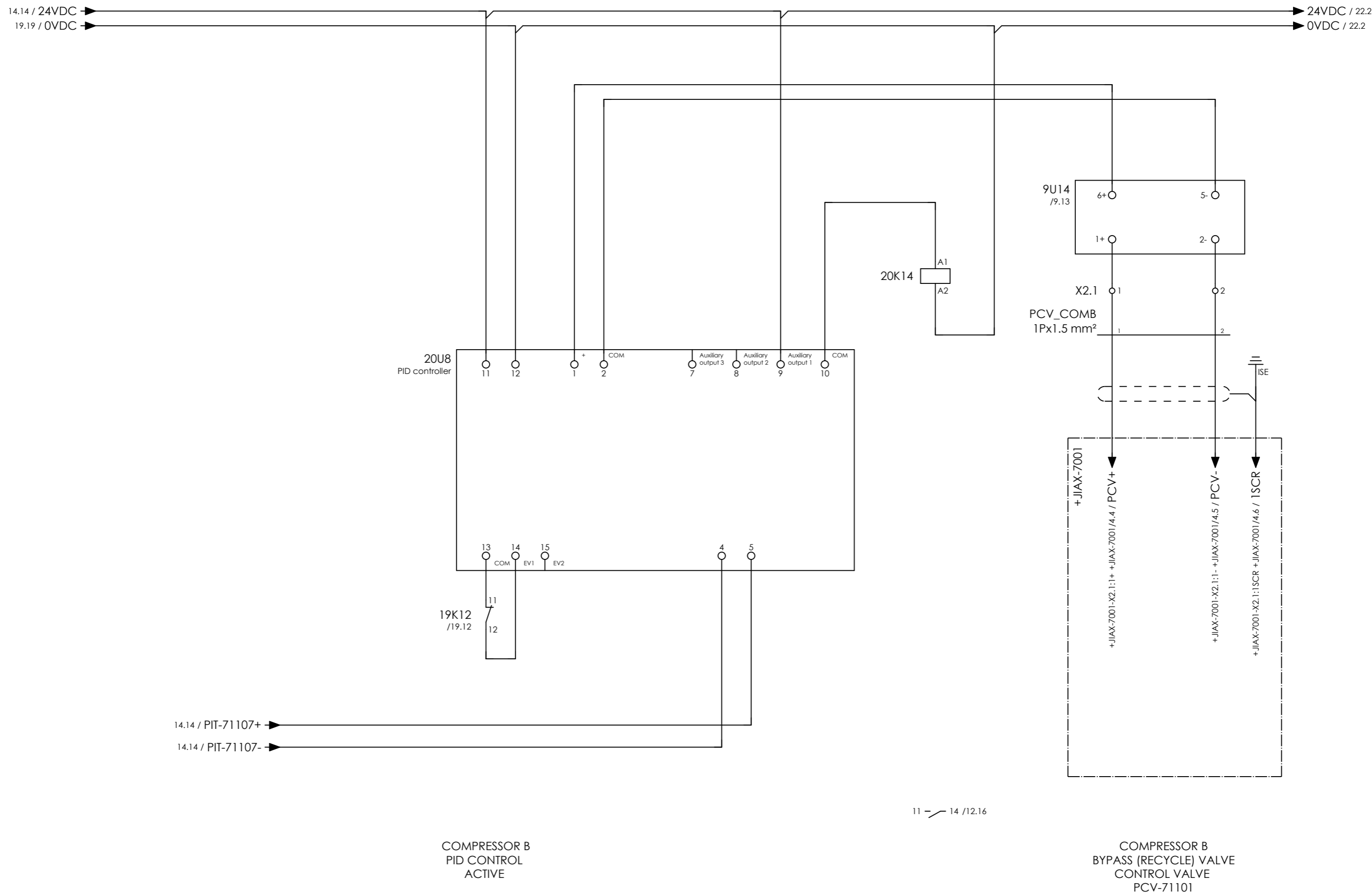


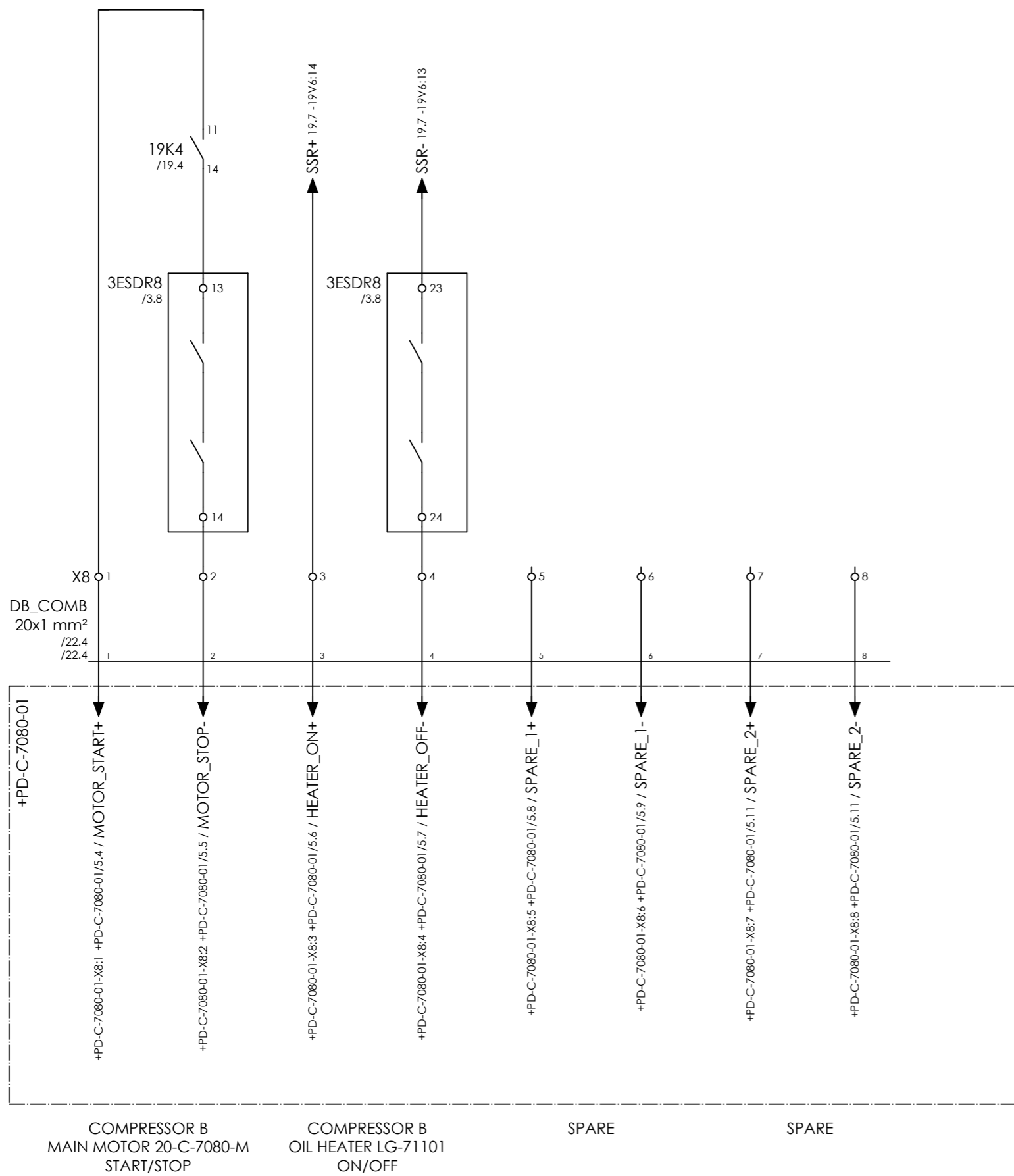
CLIENT DWG NO.	BU-20-VD-303-IN-DIG-0045
EQUIPMENT NO.	20-C-7080
EQUIPMENT LOCATION	Iran, Onshore

SUBJECT DIGITAL OUTPUTS	
ADAPTED TO P&ID REVISION	01
CLIENT	Bushehr Petrochemical Company (BUPC)
CLIENT REF.	Bushehr MEG Plant Project
AIRPACK REF.	17811-05B

DRAWN BY	htaher
CHECKED BY	RBE
LAST MODIFICATION DATE	01/07/2021
AIRPACK DWG NO.	17811-05B
REVISION	01
TOTAL PAGE AMOUNT	23

= 20-C-7080
+ 20-UCPC-7002-1
CURRENT PAGE





COMPRESSOR B
MAIN MOTOR 20-C-7080-M
START/STOP

COMPRESSOR B
OIL HEATER LG-71101
ON/OFF


SPARE

SPARE



CLIENT DWG NO.	BU-20-VD-303-IN-DIG-0045
EQUIPMENT NO.	20-C-7080
EQUIPMENT LOCATION	Iran, Onshore
THIS DRAWING IS OWNED BY AIRPACK, AND SHALL NOT BE PRINTED OR COPIED IN ANY OTHER WAY THAN WITH AIRPACKS PERMISSION!	

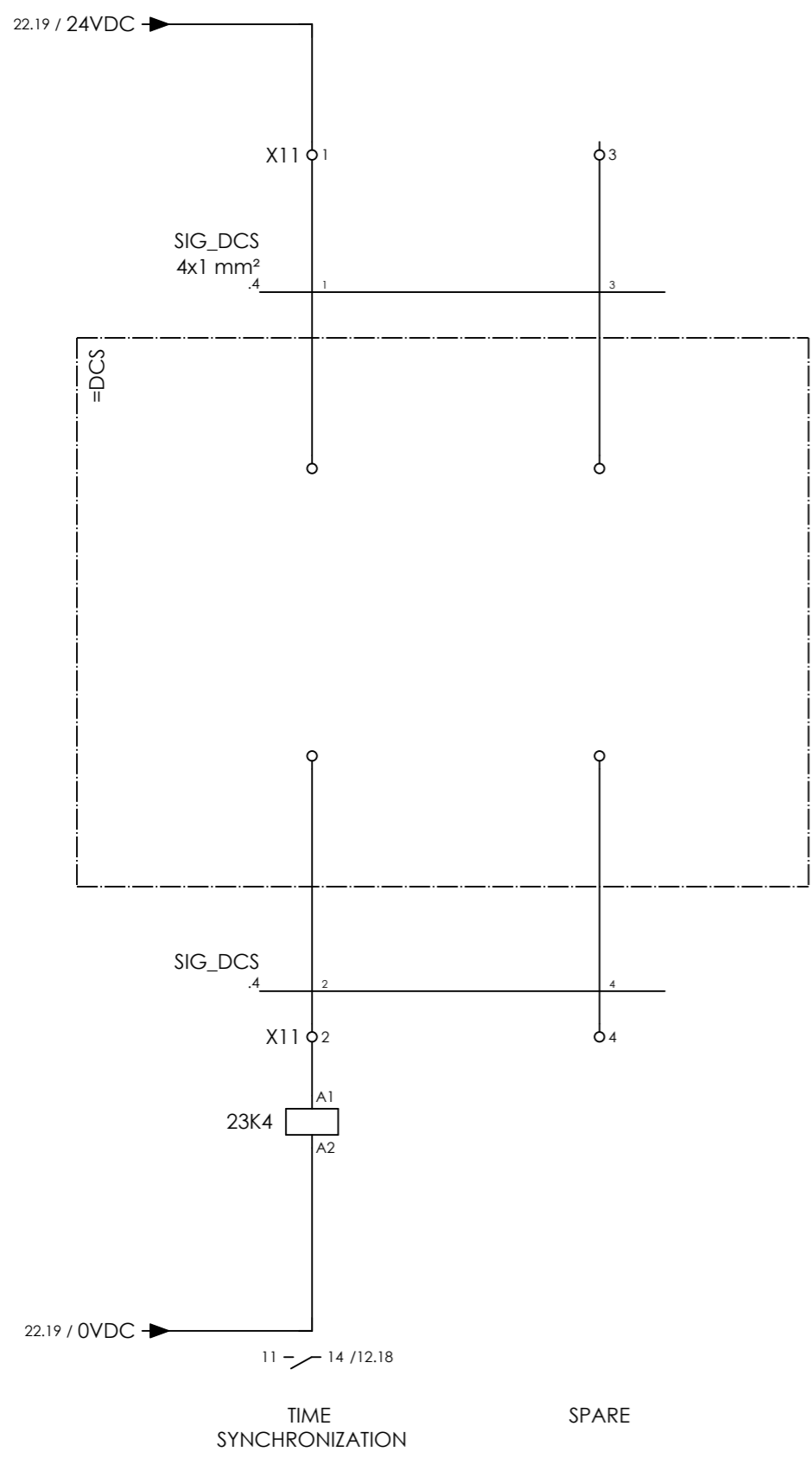
SUBJECT		DRAWN BY		htaher		= 20-C-7080	
SIGNALS TO DISTRIBUTION BOARD		CHECKED BY		RBE		+ 20-UCPC-7002-1	
ADAPTED TO P&ID REVISION	01	LAST MODIFICATION DATE		01/07/2021		CURRENT PAGE	
CLIENT	Bushehr Petrochemical Company (BUPC)	AIRPACK DWG NO.		17811-05B			
CLIENT REF.	Bushehr MEG Plant Project	REVISION		01			
AIRPACK REF.	17811-05B	TOTAL PAGE AMOUNT		25			



COMPRESSOR B MAIN MOTOR 20-C-7080-M RUNNING
 COMPRESSOR B MAIN MOTOR 20-C-7080-M FAULT
 COMPRESSOR B OIL HEATER 20-HE-7080 RUNNING
 COMPRESSOR B OIL HEATER 20-HE-7080 FAULT
 SPARE
 SPARE



CLIENT DWG NO.	BU-20-VD-303-IN-DIG-0045	SUBJECT	SIGNALS FROM DISTRIBUTION BOARD	DRAWN BY	htaher	= 20-C-7080
EQUIPMENT NO.	20-C-7080	ADAPTED TO P&ID REVISION	01	CHECKED BY	RBE	+ 20-UCPC-7002-1
EQUIPMENT LOCATION	Iran, Onshore	CLIENT	Bushehr Petrochemical Company (BUPC)	LAST MODIFICATION DATE	01/07/2021	CURRENT PAGE
THIS DRAWING IS OWNED BY AIRPACK, AND SHALL NOT BE PRINTED OR COPIED IN ANY OTHER WAY THAN WITH AIRPACKS PERMISSION!		CLIENT REF.	Bushehr MEG Plant Project	AIRPACK DWG NO.	17811-05B	
		AIRPACK REF.	17811-05B	REVISION	01	
				TOTAL PAGE AMOUNT	26	



CLIENT DWG NO.	BU-20-VD-303-IN-DIG-0045
EQUIPMENT NO.	20-C-7080
EQUIPMENT LOCATION	Iran, Onshore
THIS DRAWING IS OWNED BY AIRPACK, AND SHALL NOT BE PRINTED OR COPIED IN ANY OTHER WAY THAN WITH AIRPACKS PERMISSION!	

SUBJECT SIGNALS FROM DCS	
ADAPTED TO P&ID REVISION	01
CLIENT	Bushehr Petrochemical Company (BUPC)
CLIENT REF.	Bushehr MEG Plant Project
AIRPACK REF.	17811-05B

DRAWN BY	htaher
CHECKED BY	RBE
LAST MODIFICATION DATE	01/07/2021
AIRPACK DWG NO.	17811-05B
REVISION	01
TOTAL PAGE AMOUNT	27

= 20-C-7080
+ 20-UCPC-7002-1
CURRENT PAGE

Terminal diagram

Cable name		Strip =20-C-7080+20-UCPC-7002-1-X0 POWER SUPPLY 110VAC / 230VAC FROM CUSTOMER							Cable name	
Terminal	Connection point	Target designation	Terminal	Jumper	Target designation	Connection point	Terminal	Jumper	Target designation	Connection point
-PS_00	3x2.5 sqmm	=CUSTOMER-L	1	.	-2S2	2				
-PS_01	3x2.5 sqmm	=CUSTOMER-N	2	.	-2S2	4				
-PS_02	3x2.5 sqmm	=CUSTOMER-PE	3	.		PE				
		=CUSTOMER-L	4	.	-2S4	2				
		=CUSTOMER-N	5	.	-2S4	4				
		=CUSTOMER-PE	6	.		PE				
		=CUSTOMER-L	7	.	-2S6	2				
		=CUSTOMER-N	8	.	-2S6	4				
		=CUSTOMER-PE	9	.		PE				



CLIENT DWG NO. BU-20-VD-303-IN-DIG-0045
 EQUIPMENT NO. 20-C-7080
 EQUIPMENT LOCATION Iran, Onshore
 THIS DRAWING IS OWNED BY AIRPACK, AND SHALL NOT BE PRINTED OR COPIED IN ANY OTHER WAY THAN WITH AIRPACKS PERMISSION!

SUBJECT Terminal diagram =20-C-7080+20-UCPC-7002-1-X0
 ADAPTED TO P&ID REVISION 01
 CLIENT Bushehr Petrochemical Company (BUPC)
 CLIENT REF. Bushehr MEG Plant Project
 AIRPACK REF. 17811-05B

DRAWN BY htaher
 CHECKED BY RBE
 LAST MODIFICATION DATE 01/07/2021
 AIRPACK DWG NO. 17811-05B
 REVISION 01
 TOTAL PAGE AMOUNT 28

= 20-C-7080
 + 20-UCPC-7002-1
 CURRENT PAGE
 24

Terminal diagram

Cable name		Strip =20-C-7080+20-UCPC-7002-1-X1 SOLENOIDS										Cable name	
Terminal	Connection point	Target designation	Terminal	Connection point	Jumper	Target designation	Connection point	Terminal	Connection point	Target designation	Terminal	Connection point	
1	1	+JNDX-7000-X1	1	1		-20K4	14						
2	2	+JNDX-7000-X1	2	2	•	-3ESDR2	24	•					
3	3	+JNDX-7000-X1	3	3		-20K6	14						
4	4	+JNDX-7000-X1	4	4	•			•					
5	5	+JNDX-7000-X1	5	5		-20K8	14						
6	6	+JNDX-7000-X1	6	6	•			•					
7	7	+JNDX-7000-X1	7	7		-20K10	14						
8	8	+JNDX-7000-X1	8	8	•			•					
9	9	+JNDX-7000-X1	9	9									
10	10	+JNDX-7000-X1	10	10									



CLIENT DWG NO. BU-20-VD-303-IN-DIG-0045
 EQUIPMENT NO. 20-C-7080
 EQUIPMENT LOCATION Iran, Onshore
 THIS DRAWING IS OWNED BY AIRPACK, AND SHALL NOT BE PRINTED OR COPIED IN ANY OTHER WAY THAN WITH AIRPACKS PERMISSION!

SUBJECT Terminal diagram =20-C-7080+20-UCPC-7002-1-X1
 ADAPTED TO P&ID REVISION 01
 CLIENT Bushehr Petrochemical Company (BUPC)
 CLIENT REF. Bushehr MEG Plant Project
 AIRPACK REF. 17811-05B

DRAWN BY htaher
 CHECKED BY RBE
 LAST MODIFICATION DATE 01/07/2021
 AIRPACK DWG NO. 17811-05B
 REVISION 01
 TOTAL PAGE AMOUNT 29

= 20-C-7080
 + 20-UCPC-7002-1
 CURRENT PAGE

Terminal diagram

Cable name		Strip		Terminal		Connection point		Jumper		Target designation		Connection point		Target designation	
=20-C-7080+20-UCPC-7002-1-X2.1		ANALOGUE OUTPUTS		1	2	1	2	.	.	-22U8	-22U8	1	2		
-PCV_COMB		1Px1.5 mm²		1	2	1	2					1	2		



CLIENT DWG NO. BU-20-VD-303-IN-DIG-0045
 EQUIPMENT NO. 20-C-7080
 EQUIPMENT LOCATION Iran, Onshore
 THIS DRAWING IS OWNED BY AIRPACK, AND SHALL NOT BE PRINTED OR COPIED IN ANY OTHER WAY THAN WITH AIRPACKS PERMISSION!

SUBJECT Terminal diagram =20-C-7080+20-UCPC-7002-1-X2.1
 ADAPTED TO P&ID REVISION 01
 CLIENT Bushehr Petrochemical Company (BUPC)
 CLIENT REF. Bushehr MEG Plant Project
 AIRPACK REF. 17811-05B

DRAWN BY htaher
 CHECKED BY RBE
 LAST MODIFICATION DATE 01/07/2021
 AIRPACK DWG NO. 17811-05B
 REVISION 01
 TOTAL PAGE AMOUNT 31

= 20-C-7080
 + 20-UCPC-7002-1
 CURRENT PAGE

Terminal diagram

Cable name		Strip =20-C-7080+20-UCPC-7002-1-X5 CONNECTION PUSHBUTTONS / LAMPS										Cable name	
Terminal	Connection point	Target designation	Connection point	Terminal	Jumper	Target designation	Connection point	Terminal	Connection point	Target designation	Connection point	Terminal	Connection point
-LCP_COMB	26x1 mm ²												
1	1	+LP-C-7080-01-X5	1	1	•	-9V4	x1	1	1				
2	2	+LP-C-7080-01-X5	2	2	•	-6M7	12	2	2				
3	3	+LP-C-7080-01-X5	3	3	•			3	3				
4	4	+LP-C-7080-01-X5	4	4	•	-6M7	13	4	4				
5	5	+LP-C-7080-01-X5	5	5	•			5	5				
6	6	+LP-C-7080-01-X5	6	6	•	-6M7	14	6	6				
7	7	+LP-C-7080-01-X5	7	7	•			7	7				
8	8	+LP-C-7080-01-X5	8	8	•	-6M7	15	8	8				
9	9	+LP-C-7080-01-X5	9	9	•			9	9				
10	10	+LP-C-7080-01-X5	10	10	•	-6M7	16	10	10				
11	11	+LP-C-7080-01-X5	11	11	•			11	11				
12	12	+LP-C-7080-01-X5	12	12	•	-6M7	17	12	12				
13	13	+LP-C-7080-01-X5	13	13	•	-24K4	11	13	13				
14	14	+LP-C-7080-01-X5	14	14	•	-6M7	18	14	14				
15	15	+LP-C-7080-01-X5	15	15	•	-6M11	12	15	15				
16	16	+LP-C-7080-01-X5	16	16	•	-14U8	15(-)	16	16				
17	17	+LP-C-7080-01-X5	17	17	•	-6M11	13	17	17				
18	18	+LP-C-7080-01-X5	18	18	•			18	18				
19	19	+LP-C-7080-01-X5	19	19	•	-6M11	14	19	19				
20	20	+LP-C-7080-01-X5	20	20	•			20	20				
21	21	+LP-C-7080-01-X5	21	21	•	-6M11	15	21	21				
22	22	+LP-C-7080-01-X5	22	22	•			22	22				
23	23	+LP-C-7080-01-X5	23	23	•	-6M11	16	23	23				
24	24	+LP-C-7080-01-X5	24	24	•			24	24				
25	25	+LP-C-7080-01-X5	25	25	•	-6M11	17	25	25				
26	26	+LP-C-7080-01-X5	26	26	•	-19K16	A2	26	26				



CLIENT DWG NO. BU-20-VD-303-IN-DIG-0045
 EQUIPMENT NO. 20-C-7080
 EQUIPMENT LOCATION Iran, Onshore
 THIS DRAWING IS OWNED BY AIRPACK, AND SHALL NOT BE PRINTED OR COPIED IN ANY OTHER WAY THAN WITH AIRPACKS PERMISSION!

SUBJECT Terminal diagram =20-C-7080+20-UCPC-7002-1-X5
 ADAPTED TO P&ID REVISION 01
 CLIENT Bushehr Petrochemical Company (BUPC)
 CLIENT REF. Bushehr MEG Plant Project
 AIRPACK REF. 17811-05B

DRAWN BY htaher
 CHECKED BY RBE
 LAST MODIFICATION DATE 01/07/2021
 AIRPACK DWG NO. 17811-05B
 REVISION 01
 TOTAL PAGE AMOUNT 33

= 20-C-7080
 + 20-UCPC-7002-1
 CURRENT PAGE
 29

TERMINAL STRIP DEFINITION

JUNCTION BOX
JNDX-7000

X1 = CONNECTION SOLENOIDS

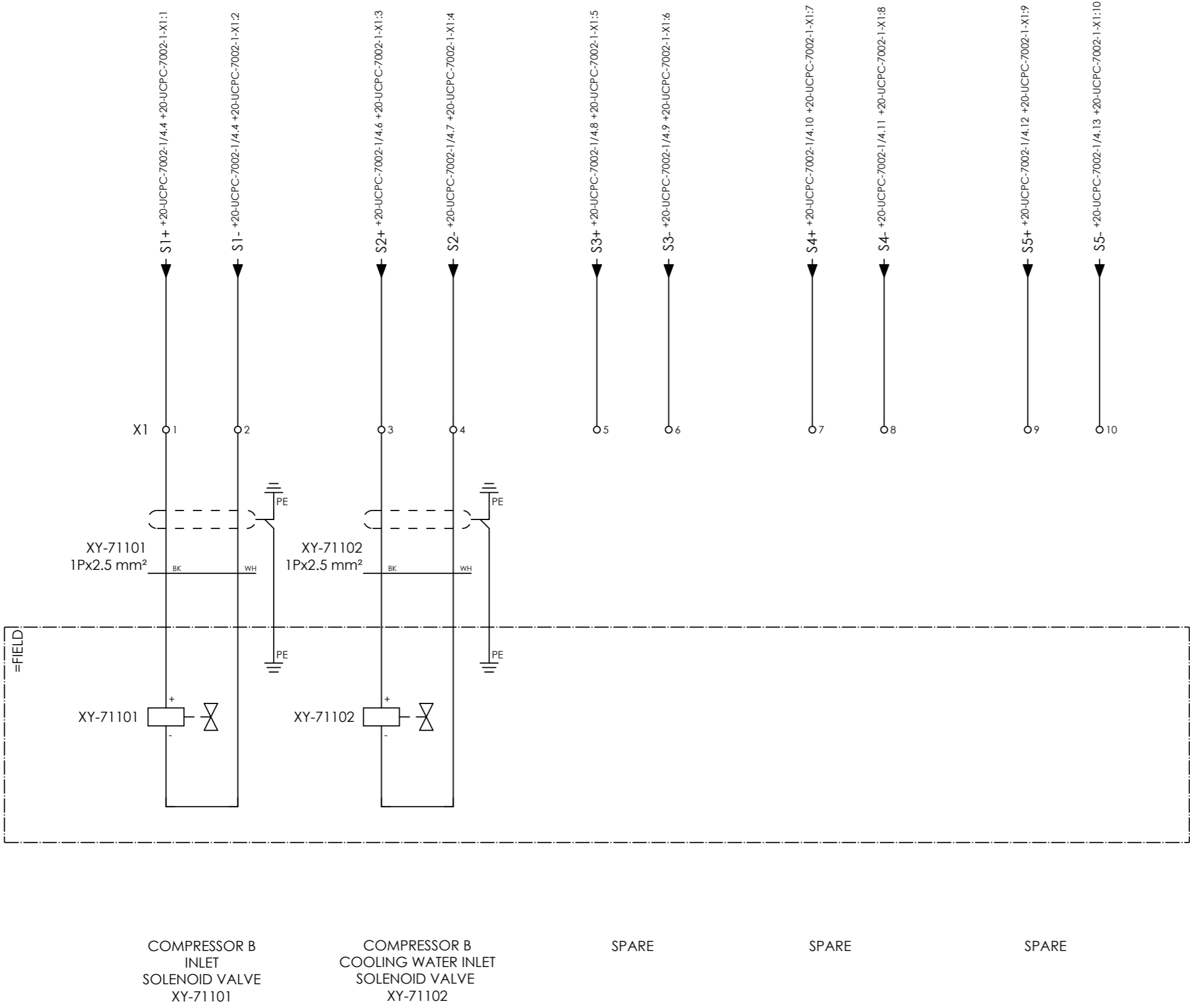


CLIENT DWG NO.
EQUIPMENT NO. 20-C-7080
EQUIPMENT LOCATION Iran, Onshore
THIS DRAWING IS OWNED BY AIRPACK, AND SHALL NOT BE PRINTED OR COPIED IN ANY OTHER WAY THAN WITH AIRPACKS PERMISSION!

SUBJECT
TERMINAL STRIP DEFINITION
ADAPTED TO P&ID REVISION
CLIENT Bushehr Petrochemical Company (BUPC)
CLIENT REF. Bushehr MEG Plant Project
AIRPACK REF. 17811-05B

DRAWN BY htaher
CHECKED BY RBE
LAST MODIFICATION DATE 01/07/2021
AIRPACK DWG NO.
REVISION
PAGE NUMBER 94

= 20-C-7080
+ JNDX-7000
CURRENT PAGE
94



CLIENT DWG NO.	
EQUIPMENT NO.	20-C-7080
EQUIPMENT LOCATION	Iran, Onshore
THIS DRAWING IS OWNED BY AIRPACK, AND SHALL NOT BE PRINTED OR COPIED IN ANY OTHER WAY THAN WITH AIRPACKS PERMISSION!	

SUBJECT CONNECTION SOLENOIDS	
ADAPTED TO P&ID REVISION	
CLIENT	Bushehr Petrochemical Company (BUPC)
CLIENT REF.	Bushehr MEG Plant Project
AIRPACK REF.	17811-05B

DRAWN BY	htaher
CHECKED BY	RBE
LAST MODIFICATION DATE	01/07/2021
AIRPACK DWG NO.	
REVISION	
PAGE NUMBER	92

= 20-C-7080
+ JNDX-7000
CURRENT PAGE

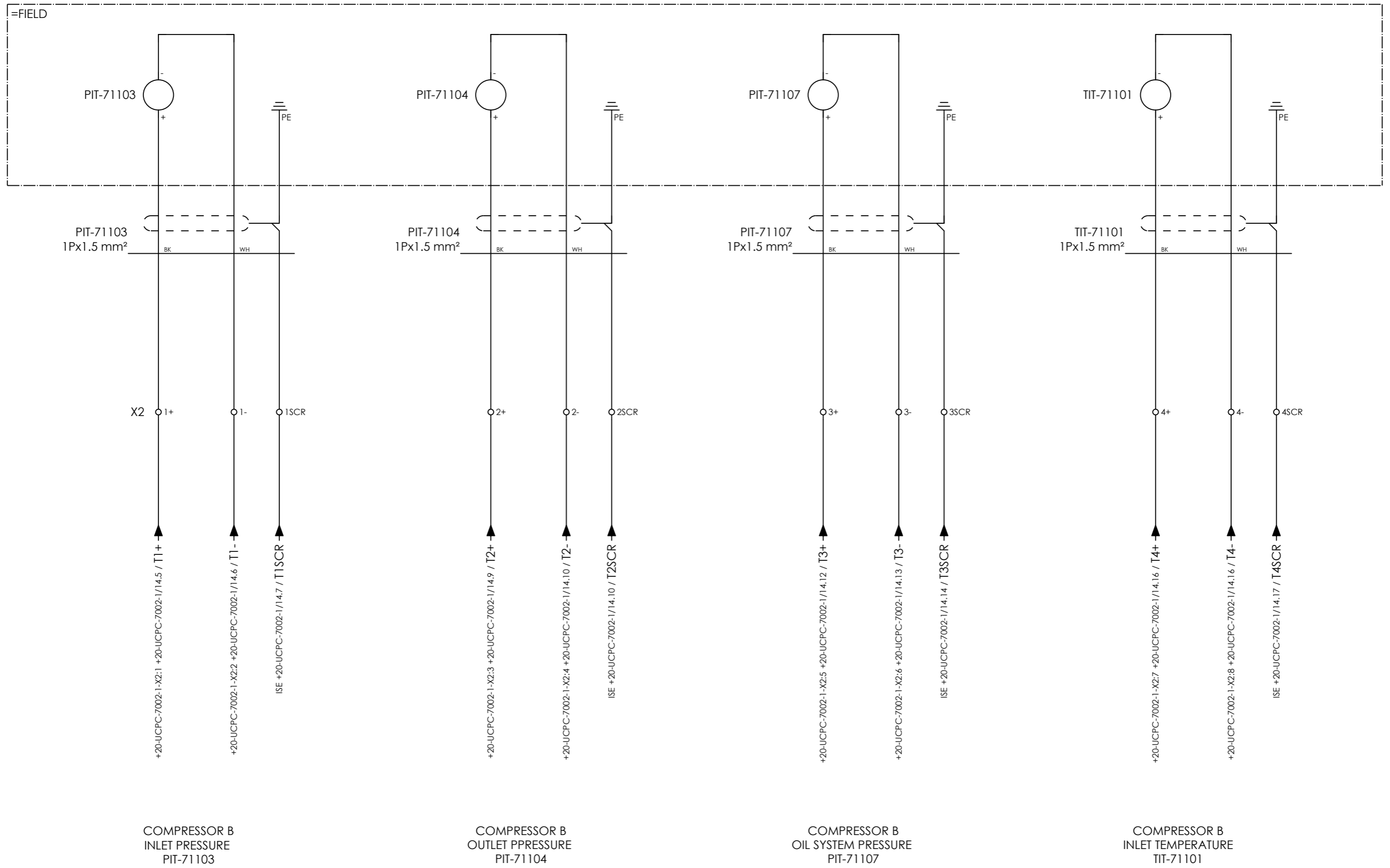
JUNCTION BOX JIAX-7001

TERMINAL STRIP DEFINITION

X2 = CONNECTION TRANSMITTERS
X2.1 = CONNECTION CONTROL VALVE



CLIENT DWG NO.		SUBJECT	TERMINAL STRIP DEFINITION	DRAWN BY	htaher	= 20-C-7080
EQUIPMENT NO.	20-C-7080	ADAPTED TO P&ID REVISION		CHECKED BY	RBE	+ JIAX-7001
EQUIPMENT LOCATION	Iran, Onshore	CLIENT	Bushehr Petrochemical Company (BUPC)	LAST MODIFICATION DATE	01/07/2021	CURRENT PAGE
THIS DRAWING IS OWNED BY AIRPACK, AND SHALL NOT BE PRINTED OR COPIED IN ANY OTHER WAY THAN WITH AIRPACKS PERMISSION!		CLIENT REF.	Bushehr MEG Plant Project	AIRPACK DWG NO.		
		AIRPACK REF.	17811-05B	REVISION		
				PAGE NUMBER	94	



COMPRESSOR B
INLET PRESSURE
PIT-71103

COMPRESSOR B
OUTLET PRESSURE
PIT-71104

COMPRESSOR B
OIL SYSTEM PRESSURE
PIT-71107

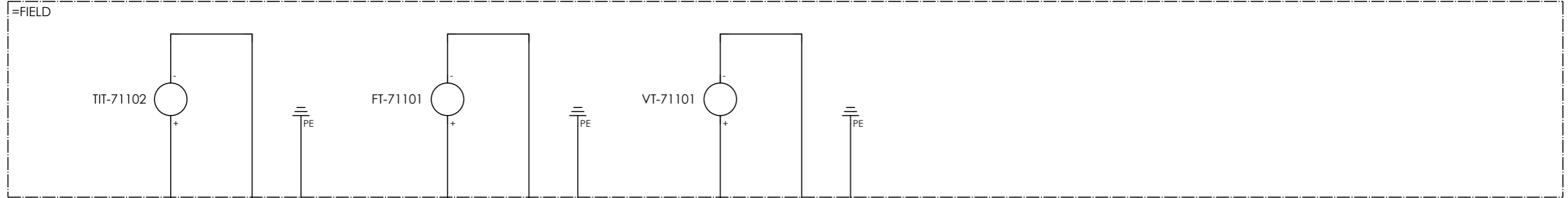
COMPRESSOR B
INLET TEMPERATURE
TIT-71101



CLIENT DWG NO.	
EQUIPMENT NO.	20-C-7080
EQUIPMENT LOCATION	Iran, Onshore
THIS DRAWING IS OWNED BY AIRPACK, AND SHALL NOT BE PRINTED OR COPIED IN ANY OTHER WAY THAN WITH AIRPACKS PERMISSION!	

SUBJECT CONNECTION TRANSMITTERS	
ADAPTED TO P&ID REVISION	
CLIENT	Bushehr Petrochemical Company (BUPC)
CLIENT REF.	Bushehr MEG Plant Project
AIRPACK REF.	17811-05B

DRAWN BY	htaher	= 20-C-7080
CHECKED BY	RBE	+ JIAX-7001
LAST MODIFICATION DATE	01/07/2021	CURRENT PAGE
AIRPACK DWG NO.		
REVISION		
PAGE NUMBER	95	



TIT-71102
1Px1.5 mm²

FT-71101
1Px1.5 mm²

VT-71101
1Px1.5 mm²

X2 5+ 5- 5SCR

6+ 6- 6SCR

7+ 7- 7SCR

8+ 8- 8SCR

9+ 9- 9SCR

10+ 10- 10SCR

+20-UCPC-7002-1-X2:9 +20-UCPC-7002-1/15.5 / T5+
+20-UCPC-7002-1-X2:10 +20-UCPC-7002-1/15.6 / T5-
ISE +20-UCPC-7002-1/15.7 / T5SCR

+20-UCPC-7002-1-X2:11 +20-UCPC-7002-1/15.9 / T6+
+20-UCPC-7002-1-X2:12 +20-UCPC-7002-1/15.10 / T6-
ISE +20-UCPC-7002-1/15.10 / T6SCR

+20-UCPC-7002-1-X2:13 +20-UCPC-7002-1/15.12 / T7+
+20-UCPC-7002-1-X2:14 +20-UCPC-7002-1/15.13 / T7-
ISE +20-UCPC-7002-1/15.14 / T7SCR

+20-UCPC-7002-1-X2:15 +20-UCPC-7002-1/15.14 / T8+
+20-UCPC-7002-1-X2:16 +20-UCPC-7002-1/15.15 / T8-
ISE +20-UCPC-7002-1/15.16 / T8SCR

+20-UCPC-7002-1-X2:17 +20-UCPC-7002-1/15.17 / T9+
+20-UCPC-7002-1-X2:18 +20-UCPC-7002-1/15.18 / T9-
ISE +20-UCPC-7002-1/15.18 / T9SCR

+20-UCPC-7002-1-X2:19 +20-UCPC-7002-1/15.18 / T10+
+20-UCPC-7002-1-X2:20 +20-UCPC-7002-1/15.19 / T10-
ISE +20-UCPC-7002-1/15.20 / T10SCR

COMPRESSOR B
UPSTREAM AFTER COOLER TEMPERATURE
TIT-71102

COMPRESSOR B
COOLING WATER OUTLET FLOW
FT-71101

COMPRESSOR B
BEARING VIBRATION
VT-71101

SPARE

SPARE

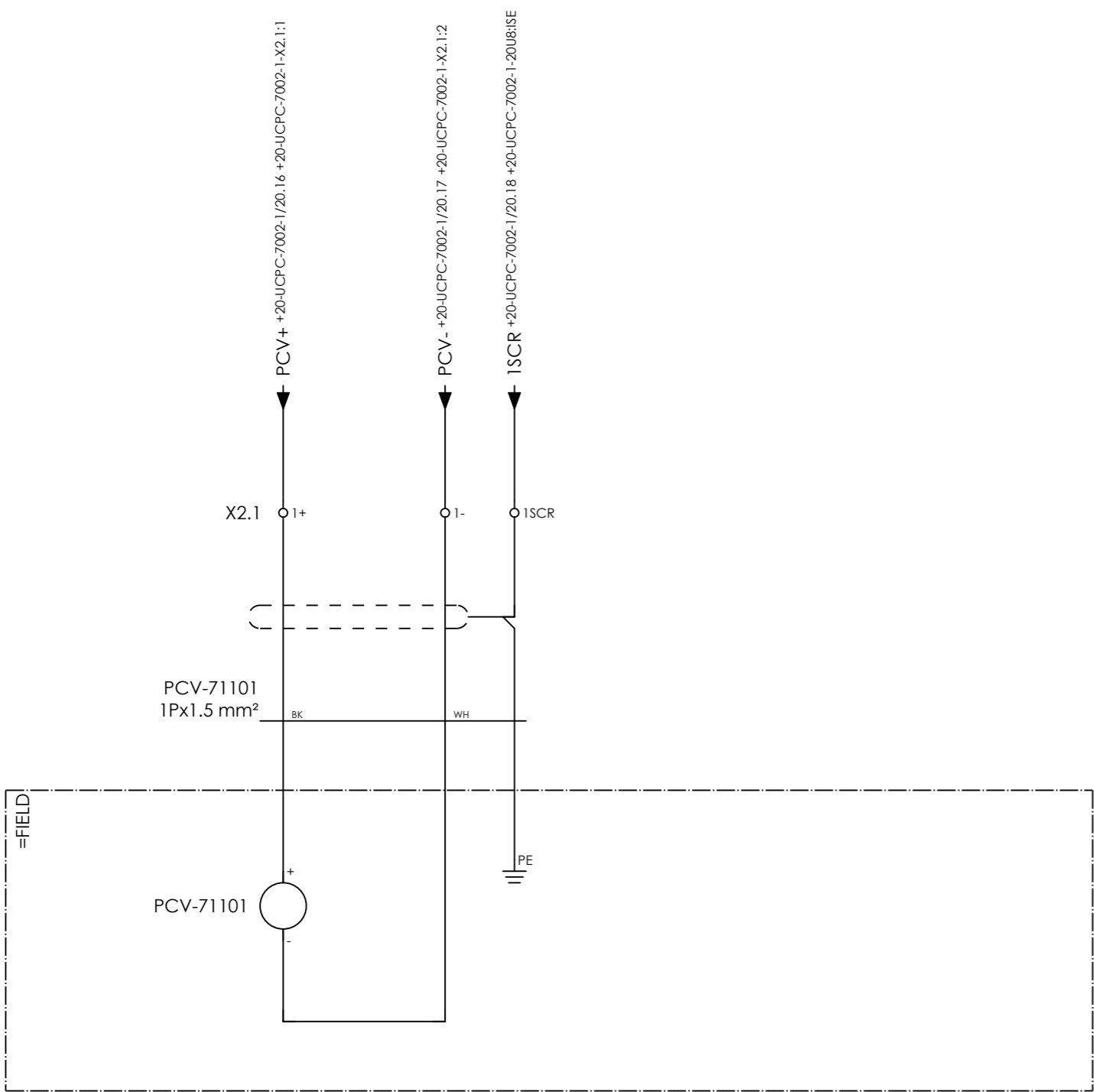
SPARE



CLIENT DWG NO.	
EQUIPMENT NO.	20-C-7080
EQUIPMENT LOCATION	Iran, Onshore
THIS DRAWING IS OWNED BY AIRPACK, AND SHALL NOT BE PRINTED OR COPIED IN ANY OTHER WAY THAN WITH AIRPACKS PERMISSION!	

SUBJECT CONNECTION TRANSMITTERS	
ADAPTED TO P&ID REVISION	
CLIENT	Bushehr Petrochemical Company (BUPC)
CLIENT REF.	Bushehr MEG Plant Project
AIRPACK REF.	17811-05B

DRAWN BY	htaher	= 20-C-7080
CHECKED BY	RBE	+ JIAX-7001
LAST MODIFICATION DATE	01/07/2021	CURRENT PAGE
AIRPACK DWG NO.		
REVISION		
PAGE NUMBER	96	



COMPRESSOR B
 BYPASS (RECYCLE) VALVE
 CONTROL VALVE
 PCV-71101



CLIENT DWG NO.	
EQUIPMENT NO.	20-C-7080
EQUIPMENT LOCATION	Iran, Onshore
THIS DRAWING IS OWNED BY AIRPACK, AND SHALL NOT BE PRINTED OR COPIED IN ANY OTHER WAY THAN WITH AIRPACKS PERMISSION!	

SUBJECT CONNECTION CONTROL VALVE	
ADAPTED TO P&ID REVISION	
CLIENT	Bushehr Petrochemical Company (BUPC)
CLIENT REF.	Bushehr MEG Plant Project
AIRPACK REF.	17811-05B

DRAWN BY	htaher
CHECKED BY	RBE
LAST MODIFICATION DATE	01/07/2021
AIRPACK DWG NO.	
REVISION	
PAGE NUMBER	99

= 20-C-7080
+ JIAX-7001
CURRENT PAGE


LOCAL CONTROL PANEL LP-C-7080-01

TERMINAL STRIP DEFINITION

- X5 = CONNECTION PUSHBUTTONS AND LAMPS
- X9 = CONNECTION ESD BUTTON
- X10 = CONNECTION AMPEREMETER FROM MCC



CLIENT DWG NO.		SUBJECT	TERMINAL STRIP DEFINITION	DRAWN BY	htaher	= 20-C-7080
EQUIPMENT NO.	20-C-7080			CHECKED BY	RBE	+ LP-C-7080-01
EQUIPMENT LOCATION	Iran, Onshore	ADAPTED TO P&ID REVISION		LAST MODIFICATION DATE	01/07/2021	CURRENT PAGE
THIS DRAWING IS OWNED BY AIRPACK, AND SHALL NOT BE PRINTED OR COPIED IN ANY OTHER WAY THAN WITH AIRPACKS PERMISSION!		CLIENT	Bushehr Petrochemical Company (BUPC)	AIRPACK DWG NO.		94
		CLIENT REF.	Bushehr MEG Plant Project	REVISION		
		AIRPACK REF.	17811-05B	PAGE NUMBER	94	




CLIENT DWG NO.	BU-20-VD-303-IN-DIG-0045
EQUIPMENT NO.	20-C-7080
EQUIPMENT LOCATION	Iran, Onshore

SUBJECT CONNECTION PUSHBUTTONS	
ADAPTED TO P&ID REVISION	01
CLIENT	Bushehr Petrochemical Company (BUPC)
CLIENT REF.	Bushehr MEG Plant Project
AIRPACK REF.	17811-05B

DRAWN BY	htaher
CHECKED BY	RBE
LAST MODIFICATION DATE	01/07/2021
AIRPACK DWG NO.	17811-05B
REVISION	01
TOTAL PAGE AMOUNT	48

= 20-C-7080
+ LP-C-7080-01
CURRENT PAGE

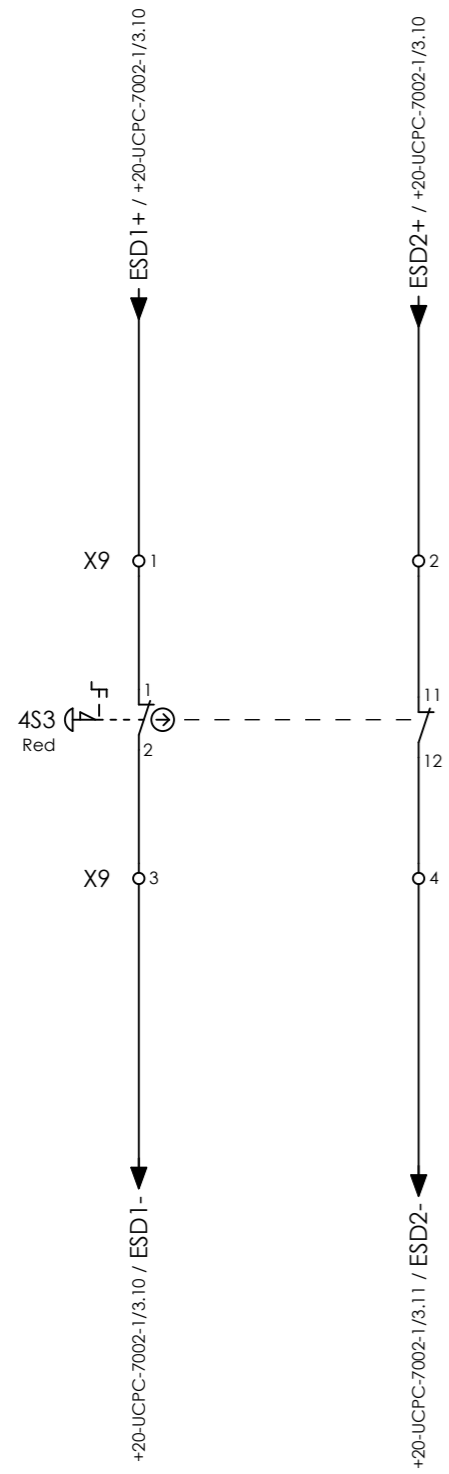


CLIENT DWG NO.	BU-20-VD-303-IN-DIG-0045
EQUIPMENT NO.	20-C-7080
EQUIPMENT LOCATION	Iran, Onshore

SUBJECT CONNECTION LAMPS	
ADAPTED TO P&ID REVISION	01
CLIENT	Bushehr Petrochemical Company (BUPC)
CLIENT REF.	Bushehr MEG Plant Project
AIRPACK REF.	17811-05B

DRAWN BY	htaher
CHECKED BY	RBE
LAST MODIFICATION DATE	01/07/2021
AIRPACK DWG NO.	17811-05B
REVISION	01
TOTAL PAGE AMOUNT	49

= 20-C-7080
+ LP-C-7080-01
CURRENT PAGE



COMPRESSOR B
ESD BUTTON
PB-71103



CLIENT DWG NO.	BU-20-VD-303-IN-DIG-0045
EQUIPMENT NO.	20-C-7080
EQUIPMENT LOCATION	Iran, Onshore
THIS DRAWING IS OWNED BY AIRPACK, AND SHALL NOT BE PRINTED OR COPIED IN ANY OTHER WAY THAN WITH AIRPACKS PERMISSION!	

SUBJECT CONNECTION ESD BUTTON	
ADAPTED TO P&ID REVISION	01
CLIENT	Bushehr Petrochemical Company (BUPC)
CLIENT REF.	Bushehr MEG Plant Project
AIRPACK REF.	17811-05B

DRAWN BY	htaher
CHECKED BY	RBE
LAST MODIFICATION DATE	01/07/2021
AIRPACK DWG NO.	17811-05B
REVISION	01
TOTAL PAGE AMOUNT	50

= 20-C-7080
+ LP-C-7080-01
CURRENT PAGE

POWER DISTRIBUTION BOARD

PD-C-7080-01

TERMINAL STRIP DEFINITION

X0 = POWER SUPPLY 400VAC FROM CUSTOMER
 X1 = MAIN MOTOR
 X2 = HEATER
 X8 = SIGNALS TO / FROM UCP



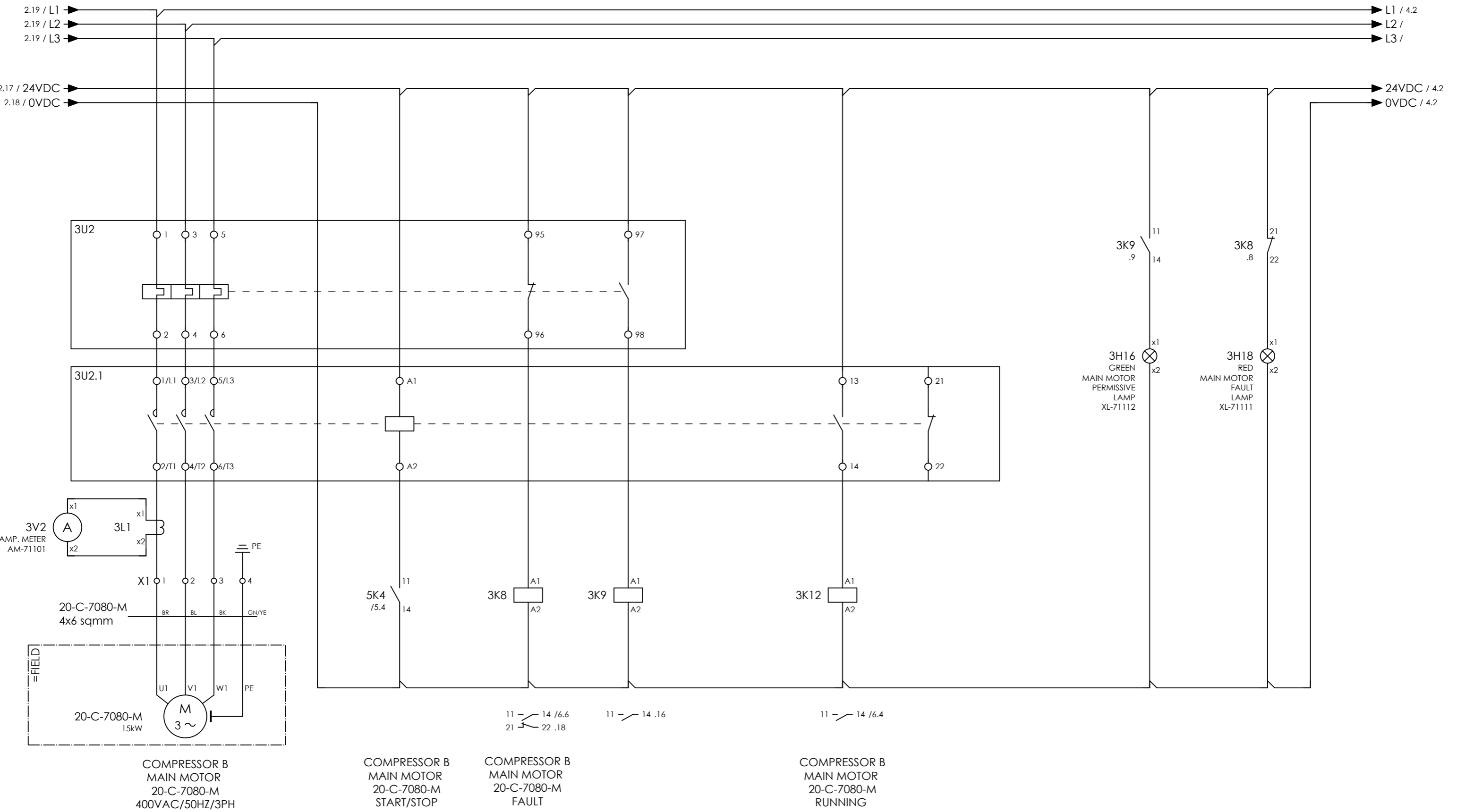
CLIENT DWG NO.		SUBJECT	TERMINAL STRIP DEFINITION	DRAWN BY	htaher	= 20-C-7080
EQUIPMENT NO.	20-C-7080	ADAPTED TO P&ID REVISION		CHECKED BY	RBE	+ PD-C-7080-01
EQUIPMENT LOCATION	Iran, Onshore	CLIENT	Bushehr Petrochemical Company (BUPC)	LAST MODIFICATION DATE	01/07/2021	CURRENT PAGE
THIS DRAWING IS OWNED BY AIRPACK, AND SHALL NOT BE PRINTED OR COPIED IN ANY OTHER WAY THAN WITH AIRPACKS PERMISSION!		CLIENT REF.	Bushehr MEG Plant Project	AIRPACK DWG NO.		
		AIRPACK REF.	17811-05B	REVISION		
				PAGE NUMBER	94	

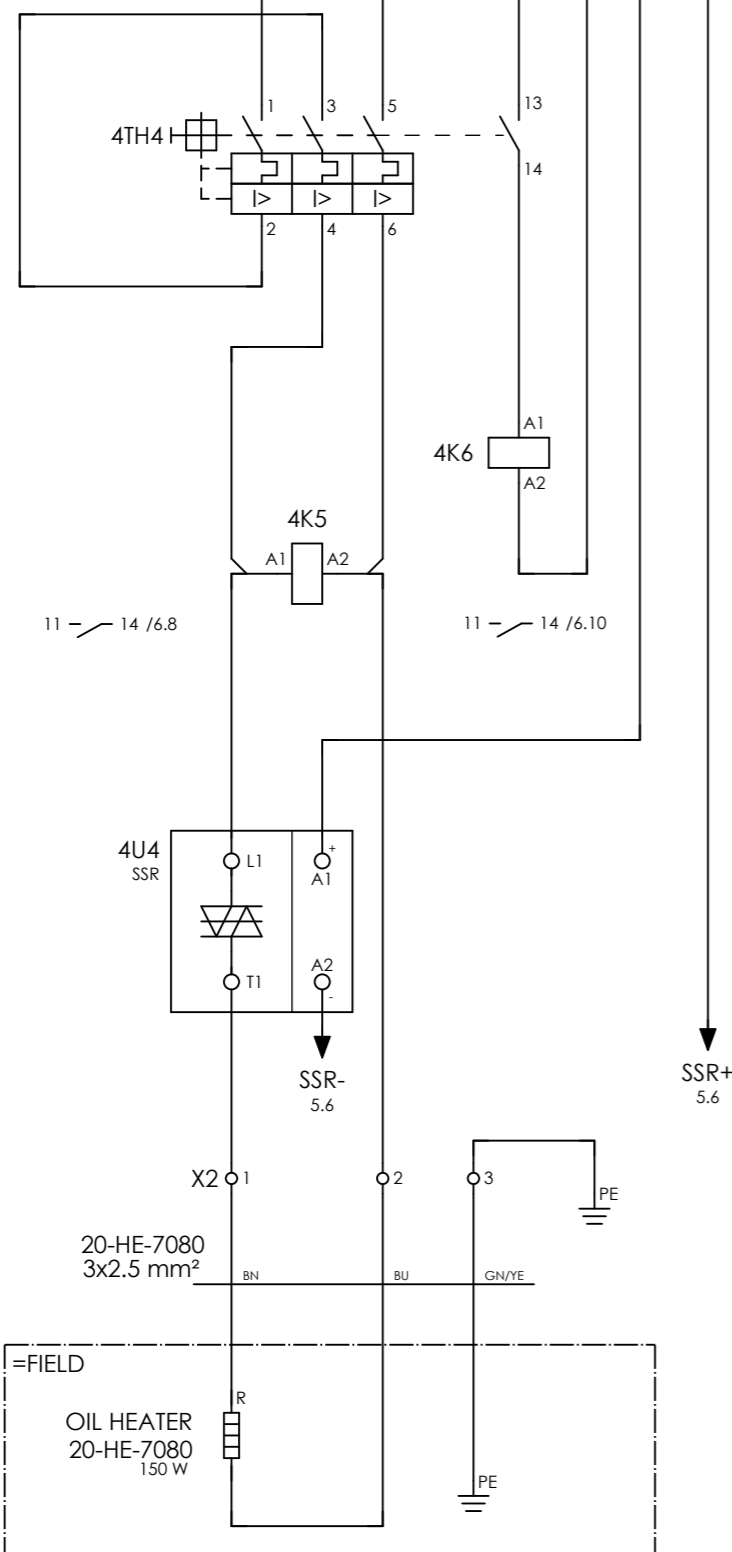
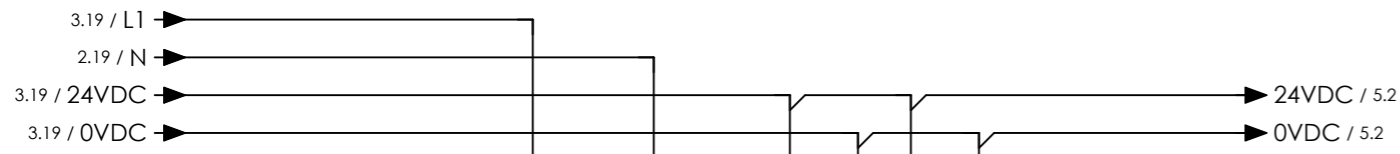


CLIENT DWG NO.	BU-20-VD-303-IN-DIG-0045
EQUIPMENT NO.	20-C-7080
EQUIPMENT LOCATION	Iran, Onshore
THIS DRAWING IS OWNED BY AIRPACK, AND SHALL NOT BE PRINTED OR COPIED IN ANY OTHER WAY THAN WITH AIRPACKS PERMISSION!	

SUBJECT POWER SUPPLY	
ADAPTED TO P&ID REVISION	01
CLIENT	Bushehr Petrochemical Company (BUPC)
CLIENT REF.	Bushehr MEG Plant Project
AIRPACK REF.	17811-05B

DRAWN BY	htaher	= 20-C-7080
CHECKED BY	RBE	+ PD-C-7080-01
LAST MODIFICATION DATE	01/07/2021	CURRENT PAGE
AIRPACK DWG NO.	17811-05B	
REVISION	01	
TOTAL PAGE AMOUNT	54	





OIL HEATER 20-HE-7080
230VAC/50HZ/1PH




CLIENT DWG NO.	BU-20-VD-303-IN-DIG-0045
EQUIPMENT NO.	20-C-7080
EQUIPMENT LOCATION	Iran, Onshore
THIS DRAWING IS OWNED BY AIRPACK, AND SHALL NOT BE PRINTED OR COPIED IN ANY OTHER WAY THAN WITH AIRPACKS PERMISSION!	

SUBJECT HEATER	
ADAPTED TO P&ID REVISION	01
CLIENT	Bushehr Petrochemical Company (BUPC)
CLIENT REF.	Bushehr MEG Plant Project
AIRPACK REF.	17811-05B

DRAWN BY	htaher
CHECKED BY	RBE
LAST MODIFICATION DATE	01/07/2021
AIRPACK DWG NO.	17811-05B
REVISION	01
TOTAL PAGE AMOUNT	56

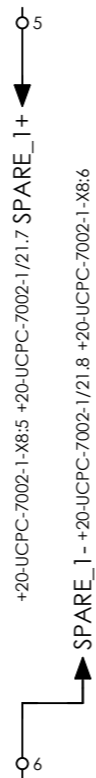
= 20-C-7080
+ PD-C-7080-01
CURRENT PAGE



COMPRESSOR B
MAIN MOTOR 20-C-7080-M
START/STOP



COMPRESSOR B
OIL HEATER LG-71101
ON/OFF



SPARE

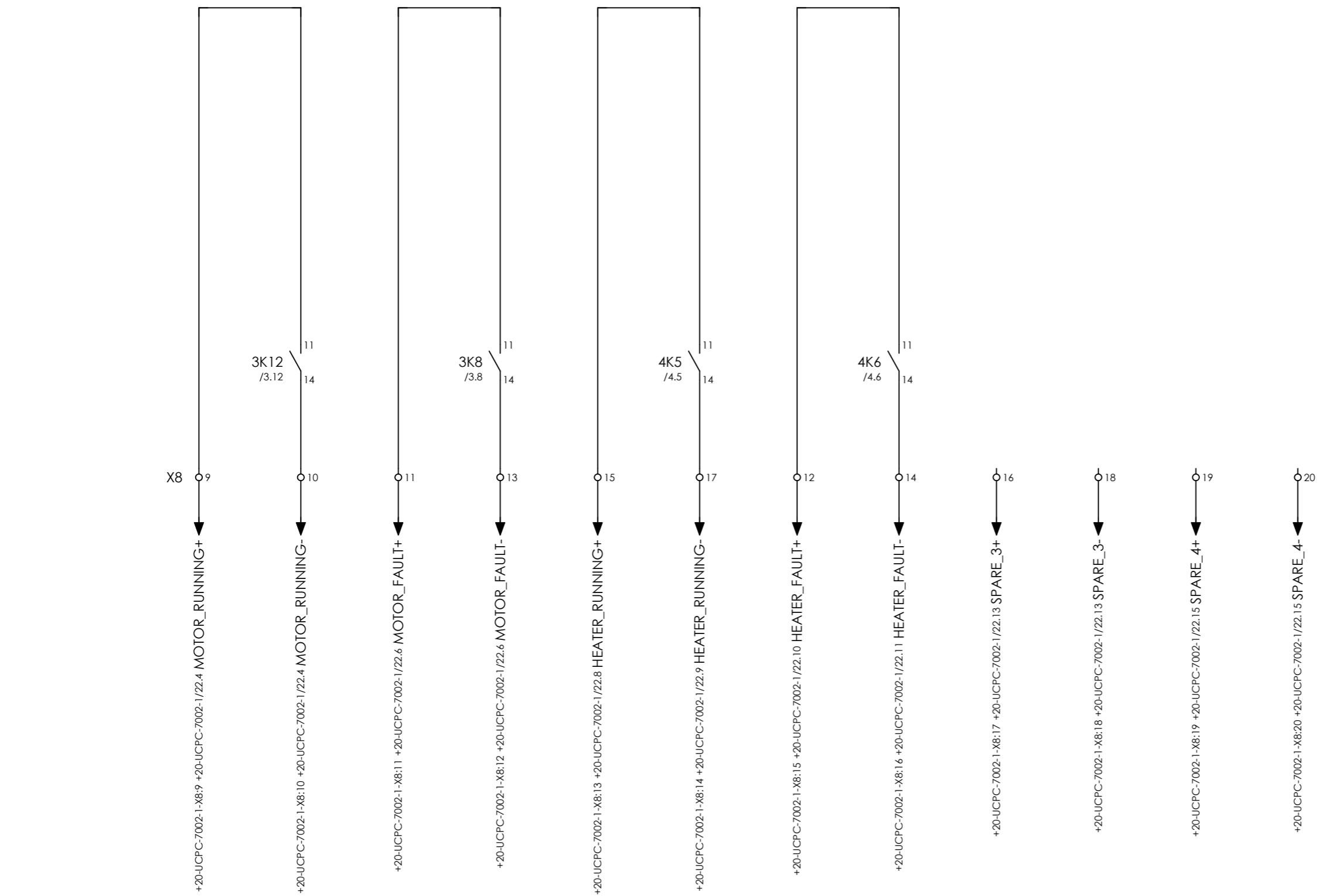


SPARE



CLIENT DWG NO.	BU-20-VD-303-IN-DIG-0045
EQUIPMENT NO.	20-C-7080
EQUIPMENT LOCATION	Iran, Onshore
THIS DRAWING IS OWNED BY AIRPACK, AND SHALL NOT BE PRINTED OR COPIED IN ANY OTHER WAY THAN WITH AIRPACKS PERMISSION!	

SUBJECT		DRAWN BY	htaher	= 20-C-7080
SIGNALS FROM UCP		CHECKED BY	RBE	+ PD-C-7080-01
ADAPTED TO P&ID REVISION	01	LAST MODIFICATION DATE	01/07/2021	CURRENT PAGE
CLIENT	Bushehr Petrochemical Company (BUPC)	AIRPACK DWG NO.	17811-05B	
CLIENT REF.	Bushehr MEG Plant Project	REVISION	01	
AIRPACK REF.	17811-05B	TOTAL PAGE AMOUNT	57	



COMPRESSOR B
MAIN MOTOR
20-C-7080-M
RUNNING

COMPRESSOR B
MAIN MOTOR
20-C-7080-M
FAULT

COMPRESSOR B
OIL HEATER
20-HE-7080
RUNNING

COMPRESSOR B
OIL HEATER
20-HE-7080
FAULT

SPARE

SPARE



CLIENT DWG NO.	BU-20-VD-303-IN-DIG-0045
EQUIPMENT NO.	20-C-7080
EQUIPMENT LOCATION	Iran, Onshore

SUBJECT SIGNALS TO UCP		DRAWN BY	htaher	= 20-C-7080
ADAPTED TO P&ID REVISION		CHECKED BY	RBE	+ PD-C-7080-01
CLIENT	Bushehr Petrochemical Company (BUPC)	LAST MODIFICATION DATE	01/07/2021	CURRENT PAGE
CLIENT REF.	Bushehr MEG Plant Project	AIRPACK DWG NO.	17811-05B	
AIRPACK REF.	17811-05B	REVISION	01	
		TOTAL PAGE AMOUNT	58	

Terminal diagram

Cable name		Strip =20-C-7080+PD-C-7080-01-X0 POWER SUPPLY 400VAC FROM CUSTOMER					Cable name	
Terminal	Connection point	Jumper	Target designation	Connection point	Terminal	Target designation	Connection point	
1	2	.	-2Q3	L1	1	L1	BN	
2	4	.	-2Q3	L2	2	L2	BK	
3	6	.	-2Q3	L3	3	L3	GY	
4	N	.	-2Q3	N	4	N	BU	
5	PE	.		PE	5	PE	GN/YE	



CLIENT DWG NO. BU-20-VD-303-IN-DIG-0045
 EQUIPMENT NO. 20-C-7080
 EQUIPMENT LOCATION Iran, Onshore
 THIS DRAWING IS OWNED BY AIRPACK, AND SHALL NOT BE PRINTED OR COPIED IN ANY OTHER WAY THAN WITH AIRPACKS PERMISSION!

SUBJECT Terminal diagram =20-C-7080+PD-C-7080-01-X0
 ADAPTED TO P&ID REVISION 01
 CLIENT Bushehr Petrochemical Company (BUPC)
 CLIENT REF. Bushehr MEG Plant Project
 AIRPACK REF. 17811-05B

DRAWN BY htaher
 CHECKED BY RBE
 LAST MODIFICATION DATE 01/07/2021
 AIRPACK DWG NO. 17811-05B
 REVISION 01
 TOTAL PAGE AMOUNT 59

= 20-C-7080
 + PD-C-7080-01
 CURRENT PAGE

