









OWNER:  شرکت سست و نوبی توسه ایران (سهامی خاص)	BUSHEHR PETROCHEMICAL COMPANY MEG PLANT						EPC CONTRACTOR:  Chagalesh-Enerchimi-Steam Joint Venture BUPC-MEG PLANT PROJECT		
	Vendor Print Index & Schedule (VPIS) For Reciprocating Compressors & Nitrogen Gas Booster								
MC :  شرکت سست و نوبی توسه ایران (سهامی خاص)							Project	Area	Phase
Owner Document Number: 17811-01	BU	20	VD	303	DC	DCI	0001	Rev.:	Page
								03	1 of 4

Vendor Print Index & Schedule (VPIS) For Reciprocating Compressors & Nitrogen Gas Booster

Rev.	Date	Purpose of Issue	Prepared	Checked	Approved	AC Code
03	07/09/2021	Final Issue	MC	KP	JR	
02	22/07/2021	Final Issue	MC	KP	JR	
01	03/06/2021	For approval	MC	KP	JR	
00	03/11/2020	For approval	MC	KP	JR	
Class: 1 Phase: P						

		BUSHEHR PETROCHEMICAL COMPANY				 					
		Document Number	Doc. Title:			Rev.	Page: 3 of 3				
		BU-20-VD-303-DC-DCI-0001	Vendor Print Index & Schedule (VPIS) For Reciprocating Compressors			03					
Vendor Name:		Air pack Co		Order Description:		Reciprocating Compressors					
P.O. Number:				Issue Date:							
No.	Client Document Number	Vendor Document Number	Discipline*	Doc. Size	Document Description	Doc. Class (1/2/3)	MC / Client Class	1st Issue Date (Sample : 04-Dec-11)	AFC Plan Issue Date (Sample : 04-Dec-11)	Doc Weight%	Remarks
1	BU-20-VD-303-DC-DCI-0001	BU-20-VD-303-DC-DCI-0001	ME/QC	A4	Vendor Print Index & Schedule (VPIS) For Reciprocating Compressors & Nitrogen Gas Booster			04/Jun/21			17811-01
2	BU-20-VD-303-PE-LST-0002	BU-20-VD-303-PE-LST-0002	PE	A4	SUB VENDOR LIST	1	1	11/Jun/21			17811-43
3	BU-20-VD-303-PC-SCH-0003	BU-20-VD-303-PC-SCH-0003	PC	A4	TIME SCHEDULE	1	2	MONTHLY			17811-73
4	BU-20-VD-303-PC-MRP-0004	BU-20-VD-303-PC-MRP-0004	PC	A4	MONTHLY PROGRESS REPORT	2	2	MONTHLY			17811-74
5	BU-20-VD-303-QC-ITP-0005	BU-20-VD-303-QC-ITP-0005	QC	A4	Inspection and Test Plan (ITP) for Reciprocating Compressor-MEG-303	1	1	18/Jun/21			17811-08
6	BU-20-VD-303-QC-PRC-0006	BU-20-VD-303-QC-PRC-0006	QC	A4	HYDROSTATIC/PNEUMATIC TEST PROCEDURE	1	2	16/Nov/20			17811-17
7	BU-20-VD-303-QC-PRC-0007	BU-20-VD-303-QC-PRC-0007	QC	A4	NDE PROCEDURE	1	2	08/Dec/20			17811-15
8	BU-20-VD-303-PE-PRC-0008	BU-20-VD-303-PE-PRC-0008	PE	A4	PACKING, MARKING, SHIPPING AND PRESERVATION PROCEDURE	1	2	30/Sep/21			17811-22
9	BU-20-VD-303-QC-PRC-0009	BU-20-VD-303-QC-PRC-0009	QC	A4	COMPRESSOR FAT TEST PROCEDURE	1	2	30/Jul/21			INCLUDING PERFORMANCE TEST PROCEDURE AND MECHANICAL RUNNING TEST PROCEDURE
10	BU-20-VD-303-PI-DCR-0010	BU-20-VD-303-PI-DCR-0010	PI	A4	SURFACE PREPARATION & PAINTING PROCEDURE	1	2	05/Jun/21			17811-18
11	BU-20-VD-303-QC-WPS-0011	BU-20-VD-303-QC-WPS-0011	QC	A4	W.P.S & P.Q.R.	1	2	16/Jan/20			17811-25
12	BU-20-VD-303-ME-MNL-0012	BU-20-VD-303-ME-MNL-0012	ME	A4	INSTALLATION, OPERATION & MAINTENANCE MANUAL	1	2	AFTER FAT			17811-20
13	BU-20-VD-303-PR-DWG-0013	BU-20-VD-303-PR-DWG-0013	PR	A3	P&ID FOR NITROGEN GAS BOOSTER	1	1	11/Jun/21			17811-03A
14	BU-20-VD-303-PR-LST-0014	BU-20-VD-303-PR-LST-0014	PR	A3	UTILITY CONSUMPTION LIST FOR NITROGEN GAS BOOSTER	1	2	25/Aug/21			17811-09A
15	BU-20-VD-303-IN-DSH-0015	BU-20-VD-303-IN-DSH-0015	IN	A4	CALCULATION & DATA SHEET OF SAFETY VALVE FOR NITROGEN GAS	1	2	16/Aug/21			17811-52A
16	BU-20-VD-303-ME-CAL-0016	BU-20-VD-303-ME-CAL-0016	ME	A4	AFTER COOLER MECHANICAL STRENGTH CALCULATION FOR NITROGEN GAS BOOSTER	1	2	30/Aug/21			17811-24A
17	BU-20-VD-303-ME-DSH-0017	BU-20-VD-303-ME-DSH-0017	ME	A4	AFTER COOLER MECHANICAL DATA SHEET FOR NITROGEN GAS BOOSTER	1	2	16/Jul/21			17811-11B
18	BU-20-VD-303-ME-DWG-0018	BU-20-VD-303-ME-DWG-0018	ME	A4	AFTER COOLER DETAIL DRAWING FOR NITROGEN GAS BOOSTER	1	2	02/Sep/21			17811-23A
19	BU-20-VD-303-ME-DSH-0019	BU-20-VD-303-ME-DSH-0019	ME	A4	MAIN OIL PUMP MECHANICAL DATA SHEET FOR NITROGEN GAS BOOSTER	1	2	23/Aug/21			17811-11E
20	BU-20-VD-303-ME-DSH-0020	BU-20-VD-303-ME-DSH-0020	ME	A4	LUBE OIL SYSTEM FILTER MECHANICAL DATA SHEET FOR NITROGEN GAS BOOSTER	1	2	23/Aug/21			17811-11F
21	BU-20-VD-303-EL-DWG-0021	BU-20-VD-303-EL-DWG-0021	EL	A4	LUBE OIL SYSTEM HEATER DATA SHEET AND DRAWING FOR NITROGEN GAS BOOSTER	1	2	23/Aug/21			17811-11D
22	BU-20-VD-303-ME-DSH-0022	BU-20-VD-303-ME-DSH-0022	ME	A4	MECHANICAL DATA SHEET FOR NITROGEN GAS BOOSTER	1	1	16/Jul/21			17811-11A
23	BU-20-VD-303-ME-DWG-0023	BU-20-VD-303-ME-DWG-0023	ME	A3	GENERAL ARRANGEMENT DRAWING FOR NITROGEN GAS BOOSTER	1	1	30/Jul/21			17811-04A
24	BU-20-VD-303-ME-DWG-0024	BU-20-VD-303-ME-DWG-0024	ME	A3	RECIPROCATING COMPRESSOR DETAIL DRAWING WITH PARTS LIST FOR NITROGEN GAS BOOSTER	1	2	17/Oct/21			17811-59A
25	BU-20-VD-303-ME-LST-0025	BU-20-VD-303-ME-LST-0025	ME	A4	LUBRICANT LIST AND MATERIAL SAFETY DATA SHEET	1	2	17/Sep/21			17811-51
26	BU-20-VD-303-ME-CAL-0026	BU-20-VD-303-ME-CAL-0026	ME	A4	PULSATION DAMPER MECHANICAL STRENGTH CALCULATION FOR NITROGEN GAS BOOSTER	1	2	30/Aug/21			17811-24C
27	BU-20-VD-303-ME-DSH-0027	BU-20-VD-303-ME-DSH-0027	ME	A4	PULSATION DAMPER MECHANICAL DATA SHEET FOR NITROGEN GAS BOOSTER	1	2	23/Jul/21			17811-11C
28	BU-20-VD-303-ME-DSH-0028	BU-20-VD-303-ME-DSH-0028	ME	A4	PULSATION DAMPER MECHANICAL DATA SHEET FOR EMERGENCY INSTRUMENT AIR COMPRESSOR	1	2	16/Aug/21			17811-11I
29	BU-20-VD-303-ME-DWG-0029	BU-20-VD-303-ME-DWG-0029	ME	A3	ALL EQUIPMENT NAME PLATE DRAWING	1	2	07/Sep/21			17811-16
30	BU-20-VD-303-PI-DWG-0030	BU-20-VD-303-PI-DWG-0030	PI	A3	3D MODEL FOR NITROGEN GAS BOOSTER	1	1	23/Jul/21			17811-71A
31	BU-20-VD-303-ME-DSH-0031	BU-20-VD-303-ME-DSH-0031	ME	A4	DATA SHEET & DRAWINGS FOR STRAINERS FOR NITROGEN GAS BOOSTER	1	2	09/Jul/21			17811-44A
32	BU-20-VD-303-IN-INX-0032	BU-20-VD-303-IN-INX-0032	IN	A4	INSTRUMENT INDEX FOR NITROGEN GAS BOOSTER	1	2	09/Jul/21			17811-72A
33	BU-20-VD-303-IN-DWG-0033	BU-20-VD-303-IN-DWG-0033	IN	A3	INSTRUMENT HOOK UP DRAWING	1	2	18/Jun/21			17811-38
34	BU-20-VD-303-IN-LST-0034	BU-20-VD-303-IN-LST-0034	IN	A3	I/O LIST FOR NITROGEN GAS BOOSTER	1	2	14/Aug/21			17811-06A
35	BU-20-VD-303-IN-DIG-0035	BU-20-VD-303-IN-DIG-0035	IN	A3	LOGIC DIAGRAMS-PROGRAM OF UCP - COMPRESSOR SHUTDOWN LOGIC DRAWING FOR NITROGEN GAS BOOSTER	1	2	17/Sep/21			17811-32A
36	BU-20-VD-303-IN-DIG-0036	BU-20-VD-303-IN-DIG-0036	IN	A3	LOOP DIAGRAM FOR NITROGEN GAS BOOSTER	1	2	30/Aug/21			17811-30A
37	BU-20-VD-303-IN-LST-0037	BU-20-VD-303-IN-LST-0037	IN	A4	TRIP & ALARM SETPOINT LIST FOR NITROGEN GAS BOOSTER	1	2	17/Sep/21			17811-36A
38	BU-20-VD-303-IN-LST-0038	BU-20-VD-303-IN-LST-0038	IN	A4	INSTRUMENT CABLE LIST & SCHEDULE FOR NITROGEN GAS BOOSTER	1	2	30/Jul/21			17811-53A
39	BU-20-VD-303-IN-DWG-0039	BU-20-VD-303-IN-DWG-0039	IN	A4	UCP/LCP/JB GENERAL ARRANGEMENT DRAWING & TERMINAL DETAILS FOR NITROGEN GAS BOOSTER	1	2	30/Jul/21			17811-07A
40	BU-20-VD-303-IN-DSH-0040	BU-20-VD-303-IN-DSH-0040	IN	A4	INSTRUMENT DATA SHEET FOR NITROGEN GAS BOOSTER	1	2	16/Jul/21			17811-12A
41	BU-20-VD-303-IN-DSH-0041	BU-20-VD-303-IN-DSH-0041	IN	A4	CALCULATION & DATA SHEET OF CONTROL VALVES / ON-OFF VALVES FOR NITROGEN GAS BOOSTER	1	2	16/Jul/21			17811-45A
42	BU-20-VD-303-PR-LST-0042	BU-20-VD-303-PR-LST-0042	PR	A3	CAUSE & EFFECT CHART LIST FOR NITROGEN GAS BOOSTER	1	2	25/Sep/21			17811-27A
43	BU-20-VD-303-IN-DIG-0043	BU-20-VD-303-IN-DIG-0043	EL/IN	A3	UCP/LCP/JB WIRING DIAGRAM FOR NITROGEN GAS BOOSTER	1	2	30/Jul/21			17811-05A
44	BU-20-VD-303-IN-DIG-0044	BU-20-VD-303-IN-DIG-0044	IN	A3	ARCHITECTURE DIAGRAM FOR NITROGEN GAS BOOSTER	1	2	30/Jul/21			17811-46A
45	BU-20-VD-303-IN-DSH-0045	BU-20-VD-303-IN-DSH-0045	IN	A3	WORKSTATION DRAWING AND DATA SHEET	1	2	30/Aug/21			17811-47
46	BU-20-VD-303-PR-DPH-0046	BU-20-VD-303-PR-DPH-0046	IN/PR	A3	CONTROL PHILOSOPHY FOR NITROGEN GAS BOOSTER	1	2	25/Sep/21			17811-21A
47	BU-20-VD-303-PR-PRC-0047	BU-20-VD-303-PR-PRC-0047	IN/PR	A4	HAZOP AND SIL STUDY PROCEDURE	1	2	02/Aug/21			17811-48
48	BU-20-VD-303-EL-LST-0048	BU-20-VD-303-EL-LST-0048	EL	A4	ELECTRICAL LOAD LIST FOR NITROGEN GAS BOOSTER	1	2	25/Aug/21			17811-65A
49	BU-20-VD-303-EL-DIG-0049	BU-20-VD-303-EL-DIG-0049	EL	A4	SINGLE LINE DIAGRAM FOR POWER DISTRIBUTION PANEL FOR NITROGEN GAS BOOSTER	1	2	30/Aug/21			17811-49A
50	BU-20-VD-303-EL-LST-0050	BU-20-VD-303-EL-LST-0050	EL	A4	POWER CABLE SCHEDULE & LIST FOR NITROGEN GAS BOOSTER	1	2	25/Jul/21			17811-50A
51	BU-20-VD-303-EL-DSH-0051	BU-20-VD-303-EL-DSH-0051	EL	A3	COMPRESSOR MOTOR DATA SHEET FOR NITROGEN GAS BOOSTER	1	1	02/Jul/21			17811-10A
52	BU-20-VD-303-EL-PUC-0052	BU-20-VD-303-EL-PUC-0052	EL	A4	COMPRESSOR MOTOR CURVE FOR NITROGEN GAS BOOSTER	1	2	09/Jul/21			17811-54A
53	BU-20-VD-303-EL-DWG-0053	BU-20-VD-303-EL-DWG-0053	EL	A4	COMPRESSOR MOTOR OUTLINE DRAWING & TERMINAL BOX WIRING DIAGRAM FOR NITROGEN GAS BOOSTER	1	2	09/Jul/21			17811-39A
54	BU-20-VD-303-ME-LST-0054	BU-20-VD-303-ME-LST-0054	ME	A4	TWO YEARS SPARE PART LIST IN SPUR FORMAT	1	1	09/Jul/21			17811-42
55	BU-20-VD-303-ME-LST-0055	BU-20-VD-303-ME-LST-0055	ME	A4	COMMISSIONING AND START-UP SPARE PART LIST IN SPUR FORMAT	1	1	17/Nov/21			17811-13
56	BU-20-VD-303-ME-LST-0056	BU-20-VD-303-ME-LST-0056	ME	A4	SPECIAL TOOLS LIST	1	2	30/Sep/21			17811-55
57	BU-20-VD-303-IN-LST-0057	BU-20-VD-303-IN-LST-0057	IN	A4	MODBUS LIST FOR NITROGEN GAS BOOSTER	1	2	16/Jul/21			17811-56A
58	BU-20-VD-303-EL-DWG-0058	BU-20-VD-303-EL-DWG-0058	EL	A4	LV DISTRIBUTION PANEL DRAWING FOR NITROGEN GAS BOOSTER	1	2	25/Jul/21			17811-57A
59	BU-20-VD-303-EL-DWG-0059	BU-20-VD-303-EL-DWG-0059	EL	A4	LV DISTRIBUTION PANEL DRAWING FOR EMERGENCY INSTRUMENT	1	2	25/Jul/21			17811-57B
60	BU-20-VD-303-DC-INX-0061	BU-20-VD-303-DC-INX-0061	ME/QC	A4	FINAL DATA BOOK INDEX FOR RECIPROCATING COMPRESSOR & NITROGEN GAS BOOSTER	1	1	30/Jul/21			17811-19
61	BU-20-VD-303-DC-VDR-0062	BU-20-VD-303-DC-VDR-0062	ME/QC	A4	FINAL DATA BOOK FOR RECIPROCATING COMPRESSOR & NITROGEN GAS BOOSTER	1	1	25/Jun/21			17811-70
62	BU-20-VD-303-PR-LST-0063	BU-20-VD-303-PR-LST-0063	PR	A3	TIE IN POINT LIST	1	2	02/Jul/21			17811-75
63	BU-20-VD-303-PR-LST-0064	BU-20-VD-303-PR-LST-0064	PR	A3	PIPING VALVE LIST	1	2	02/Jul/21			17811-76
64	BU-20-VD-303-PR-LST-0065	BU-20-VD-303-PR-LST-0065	PR	A4	PIPING LINE LIST	1	2	26/Jun/21			17811-77
65	BU-20-VD-303-PR-DWG-0066	BU-20-VD-303-PR-DWG-0066	PR	A4	P&ID FOR EMERGENCY INSTRUMENT AIR COMPRESSOR	1	1	26/Jun/21			17811-03B
66	BU-20-VD-303-PR-LST-0067	BU-20-VD-303-PR-LST-0067	PR	A4	UTILITY CONSUMPTION LIST FOR EMERGENCY INSTRUMENT AIR COMPRESSOR	1	2	25/Jul/21			17811-09B
67	BU-20-VD-303-IN-DSH-0068	BU-20-VD-303-IN-DSH-0068	IN	A4	CALCULATION & DATA SHEET OF SAFETY VALVE FOR EMERGENCY INSTRUMENT AIR COMPRESSOR	1	2	16/Aug/21			17811-52B
68	BU-20-VD-303-ME-CAL-0069	BU-20-VD-303-ME-CAL-0069	ME	A4	AFTER COOLER MECHANICAL STRENGTH CALCULATION FOR EMERGENCY INSTRUMENT AIR COMPRESSOR	1	2	30/Aug/21			17811-24B
69	BU-20-VD-303-ME-DSH-0070	BU-20-VD-303-ME-DSH-0070	ME	A4	AFTER COOLER MECHANICAL DATA SHEET FOR EMERGENCY INSTRUMENT AIR COMPRESSOR	1	2	16/Aug/21			17811-11H
70	BU-20-VD-303-ME-DWG-0071	BU-20-VD-303-ME-DWG-0071	ME	A4	AFTER COOLER DETAIL DRAWING FOR EMERGENCY INSTRUMENT AIR COMPRESSOR	1	2	30/Aug/21			17811-23B
71	BU-20-VD-303-ME-DSH-0072	BU-20-VD-303-ME-DSH-0072	ME	A4	MAIN OIL PUMP MECHANICAL DATA SHEET FOR EMERGENCY INSTRUMENT AIR COMPRESSOR	1	2	23/Aug/21			17811-11K
72	BU-20-VD-303-ME-DSH-0073	BU-20-VD-303-ME-DSH-0073	ME	A4	LUBE OIL SYSTEM FILTER MECHANICAL DATA SHEET FOR EMERGENCY INSTRUMENT AIR COMPRESSOR	1	2	23/Aug/21			17811-11L
73	BU-20-VD-303-EL-DWG-0074	BU-20-VD-303-EL-DWG-0074	EL	A4	LUBE OIL SYSTEM HEATER DATA SHEET AND DRAWING FOR EMERGENCY INSTRUMENT AIR COMPRESSOR	1	2	23/Aug/21			17811-11J
74	BU-20-VD-303-ME-DSH-0075	BU-20-VD-303-ME-DSH-0075	ME	A4	MECHANICAL DATA SHEET FOR EMERGENCY INSTRUMENT AIR COMPRESSOR	1	1	09/Aug/21			17811-11G
75	BU-20-VD-303-ME-DWG-0076	BU-20-VD-303-ME-DWG-0076	ME	A4	GENERAL ARRANGEMENT DRAWING FOR EMERGENCY INSTRUMENT AIR COMPRESSOR	1	1	25/Jun/21			17811-04B
76	BU-20-VD-303-ME-DWG-0077	BU-20-VD-303-ME-DWG-0077	ME	A4	RECIPROCATING COMPRESSOR DETAIL DRAWING WITH PARTS LIST FOR EMERGENCY INSTRUMENT AIR COMPRESSOR	1	2	17/Oct/21			17811-59B
77	BU-20-VD-303-ME-CAL-0078	BU-20-VD-303-ME-CAL-0078	ME	A4	PULSATION DAMPER MECHANICAL STRENGTH CALCULATION FOR EMERGENCY INSTRUMENT AIR COMPRESSOR	1	2	30/Aug/21			17811-24D
78	BU-20-VD-303-ME-DWG-0079	BU-20-VD-303-ME-DWG-0079	ME</								

Vendor Name:	Air pack Co	Order Description:	Reciprocating Compressors
P.O. Number:		Issue Date:	

No.	Client Document Number	Vendor Document Number	Discipline*	Doc. Size	Document Description	Doc. Class (1/2/3)	MC / Client Class	1st Issue Date (Sample : 04-Dec-11)	AFC Plan Issue Date (Sample : 04-Dec-11)	Doc Weight%	Remarks
86	BU-20-VD-303-IN-LST-0087	BU-20-VD-303-IN-LST-0087	IN	A4	TRIP & ALARM SETPOINT LIST FOR EMERGENCY INSTRUMENT AIR COMPRESSOR	1	2	30/jul/21			17811-368
87	BU-20-VD-303-IN-LST-0088	BU-20-VD-303-IN-LST-0088	IN	A4	INSTRUMENT CABLE LIST & SHEDULE FOR EMERGENCY INSTRUMENT	1	2	30/jul/21			17811-538
88	BU-20-VD-303-IN-DWG-0089	BU-20-VD-303-IN-DWG-0089	IN	A3	UCP/LCP/JB GENERAL ARRANGEMENT DRAWING & TERMINAL DETAILS FOR EMERGENCY INSTRUMENT AIR COMPRESSOR	1	2	02/jul/21			17811-078
89	BU-20-VD-303-IN-DSH-0090	BU-20-VD-303-IN-DSH-0090	IN	A3	INSTRUMENT DATA SHEET FOR EMERGENCY INSTRUMENT AIR COMPRESSOR	1	2	02/jul/21			17811-128
90	BU-20-VD-303-IN-DSH-0091	BU-20-VD-303-IN-DSH-0091	IN	A4	CALCULATION & DATA SHEET OF CONTROL VALVES / ON-OFF VALVES FOR EMERGENCY INSTRUMENT AIR COMPRESSOR	1	2	17/Sep/21			17811-458
91	BU-20-VD-303-PR-LST-0092	BU-20-VD-303-PR-LST-0092	PR	A4	CAUSE & EFFECT CHART LIST FOR EMERGENCY INSTRUMENT AIR COMPRESSOR	1	2	18/Sep/21			17811-278
92	BU-20-VD-303-IN-DIG-0093	BU-20-VD-303-IN-DIG-0093	EL/IN	A4	UCP/LCP/JB WIRING DIAGRAM FOR EMERGENCY INSTRUMENT AIR COMPRESSOR	1	2	30/jul/21			17811-058
93	BU-20-VD-303-IN-DIG-0094	BU-20-VD-303-IN-DIG-0094	IN	A4	ARCHITECTURE DIAGRAM FOR EMERGENCY INSTRUMENT AIR COMPRESSOR	1	2	30/jul/21			17811-468
94	BU-20-VD-303-PR-DPH-0095	BU-20-VD-303-PR-DPH-0095	IN/PR	A4	CONTROL PHILOSOPHY FOR EMERGENCY INSTRUMENT AIR COMPRESSOR	1	2	25/Sep/21			17811-218
95	BU-20-VD-303-EL-LST-0096	BU-20-VD-303-EL-LST-0096	EL	A3	ELECTRICAL LOAD LIST FOR EMERGENCY INSTRUMENT AIR COMPRESSOR	1	2	26/jul/21			17811-658
96	BU-20-VD-303-EL-DIG-0097	BU-20-VD-303-EL-DIG-0097	EL	A3	SINGLE LINE DIAGRAM FOR POWER DISTRIBUTION PANEL FOR EMERGENCY INSTRUMENT AIR COMPRESSOR	1	2	25/jun/21			17811-498
97	BU-20-VD-303-EL-LST-0098	BU-20-VD-303-EL-LST-0098	EL	A4	POWER CABLE SCHEDULE & LIST FOR EMERGENCY INSTRUMENT AIR COMPRESSOR	1	2	28/jul/21			17811-508
98	BU-20-VD-303-EL-DSH-0099	BU-20-VD-303-EL-DSH-0099	EL	A4	COMPRESSOR MOTOR DATA SHEET FOR EMERGENCY INSTRUMENT AIR COMPRESSOR	1	1	AFTER FAT			17811-108
99	BU-20-VD-303-EL-PUC-0100	BU-20-VD-303-EL-PUC-0100	EL	A4	COMPRESSOR MOTOR CURVE FOR EMERGENCY INSTRUMENT AIR COMPRESSOR	1	2	01/jul/21			17811-548
100	BU-20-VD-303-EL-DWG-0101	BU-20-VD-303-EL-DWG-0101	EL	A4	COMPRESSOR MOTOR OUTLINE DRAWING & TERMINAL BOX WIRING DIAGRAM FOR EMERGENCY INSTRUMENT AIR COMPRESSOR	1	2	01/jul/21			17811-398
101	BU-20-VD-303-IN-LST-0102	BU-20-VD-303-IN-LST-0102	IN	A4	MODBUS LIST FOR EMERGENCY INSTRUMENT AIR COMPRESSOR	1	2	01/jul/21			17811-568

Document Class:
 1: For approval
 2: For review
 3: For information

MC Client Class:
 1: Client approval is necessary
 2: Contractor approval is necessary

Category Type is the main workflow criteria and Approval for client and MC.