

OWNER:



**BUSHEHR PETROCHEMICAL COMPANY  
MEG PLANT**

EPC CONTRACTOR:



MC :



**LOOP DIAGRAM FOR NITROGEN GAS  
BOOSTER**



Owner Document Number: 17811-30A	Project	Area	Phase	Unit	Dis.	Doc.	Seq.	Contract No : 52-98/445	
	BU	20	VD	303	IN	DIG	0036	Rev.:	Page
								00	1 of 20

**LOOP DIAGRAM FOR NITROGEN GAS BOOSTER**

00	18/10/2021	For approval	HT	KP	JR	
Rev.	Date	Purpose of Issue	Prepared	Checked	Approved	AC Code
					Class: 1	Phase: P





## Airpack B.V.

4301 RN Zierikzee  
The Netherlands

PHONE: (31) (0) 111 - 415455

FAX: (31) (0) 111 - 413338

E-MAIL : AIRPACK@AIRPACK.NL

WEBPAGE : WWW.AIRPACK.NL

Client : Bushehr Petrochemical Company (BUPC)

Equipment location : Iran, Onshore

Client reference : Bushehr MEG Plant Project

Client dwg. no. : BU-20-VD-303-IN-DIG-0036

Airpack reference : 17811-30A

Airpack dwg. no. : 17811-30A

Generation date : 18/10/2021

E & I manager : RBE

Last modifications : 18/10/2021

Last modifications by : htaher

Revision no. : 00



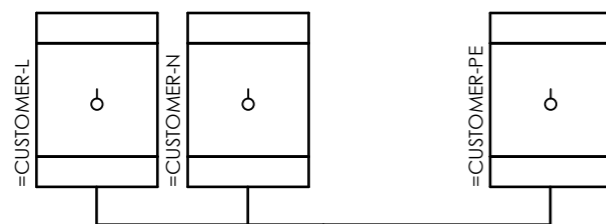
CLIENT DWG NO.	BU-20-VD-303-IN-DIG-0036
EQUIPMENT NO.	20-C-1002
EQUIPMENT LOCATION	Iran, Onshore

THIS DRAWING IS OWNED BY AIRPACK, AND SHALL NOT BE PRINTED OR COPIED IN ANY OTHER WAY THAN WITH AIRPACKS PERMISSION!

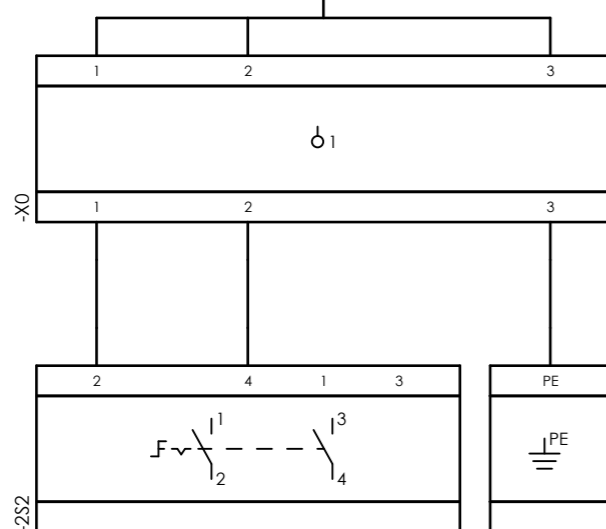
SUBJECT	
Title page / cover sheet	
ADAPTED TO P&ID REVISION	01
CLIENT	Bushehr Petrochemical Company (BUPC)
CLIENT REF.	Bushehr MEG Plant Project
AIRPACK REF.	17811-30A

DRAWN BY	htaher	=
CHECKED BY	RBE	+
LAST MODIFICATION DATE		CURRENT PAGE
AIRPACK DWG NO.	17811-30A	
REVISION	00	
TOTAL PAGE AMOUNT	1	

Internal targets



External targets

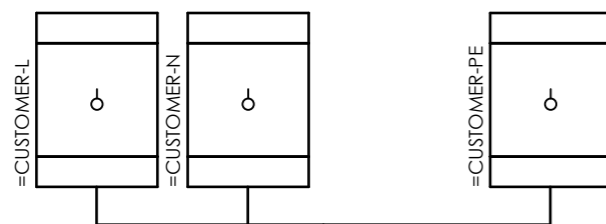


CLIENT DWG NO.	BU-20-VD-303-IN-DIG-0036
EQUIPMENT NO.	20-C-1002
EQUIPMENT LOCATION	Iran, Onshore
THIS DRAWING IS OWNED BY AIRPACK, AND SHALL NOT BE PRINTED OR COPIED IN ANY OTHER WAY THAN WITH AIRPACKS PERMISSION!	

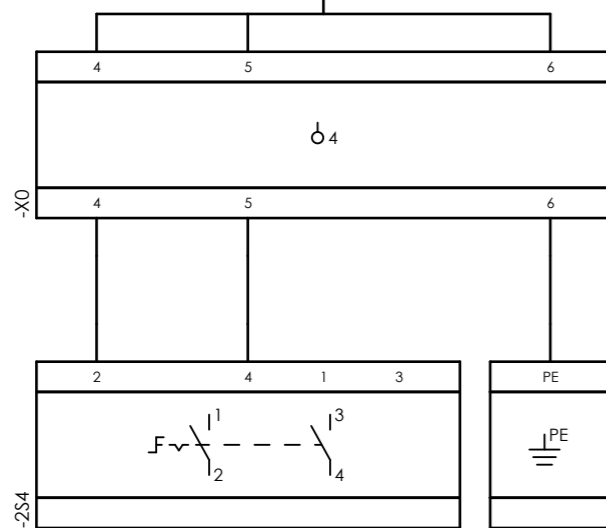
SUBJECT		Cable-connection diagram =20-C-1002+UCP-C1002-01-PS_00	
ADAPTED TO P&ID REVISION	01	CLIENT	Bushehr Petrochemical Company (BUPC)
CLIENT REF.	Bushehr MEG Plant Project	AIRPACK REF.	17811-30A

DRAWN BY	htaher	= 20-C-1002
CHECKED BY	RBE	+ LOOP DIAGRAMS
LAST MODIFICATION DATE		CURRENT PAGE
AIRPACK DWG NO.	17811-30A	
REVISION	00	
TOTAL PAGE AMOUNT	2	

Internal targets



External targets

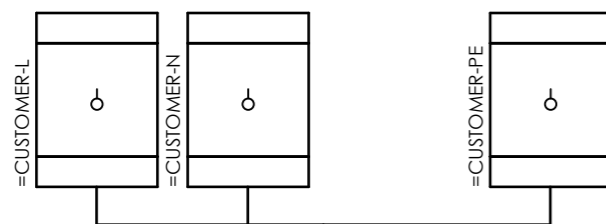


CLIENT DWG NO.	BU-20-VD-303-IN-DIG-0036
EQUIPMENT NO.	20-C-1002
EQUIPMENT LOCATION	Iran, Onshore
THIS DRAWING IS OWNED BY AIRPACK, AND SHALL NOT BE PRINTED OR COPIED IN ANY OTHER WAY THAN WITH AIRPACKS PERMISSION!	

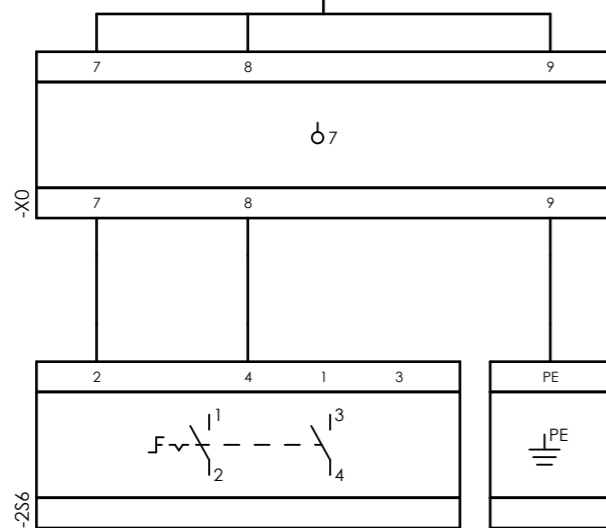
SUBJECT		Cable-connection diagram =20-C-1002+UCP-C1002-01-PS_01	
ADAPTED TO P&ID REVISION	01	CLIENT	Bushehr Petrochemical Company (BUPC)
CLIENT REF.	Bushehr MEG Plant Project	AIRPACK REF.	17811-30A

DRAWN BY	htaher	= 20-C-1002
CHECKED BY	RBE	+ LOOP DIAGRAMS
LAST MODIFICATION DATE		CURRENT PAGE
AIRPACK DWG NO.	17811-30A	
REVISION	00	
TOTAL PAGE AMOUNT	3	

Internal targets



External targets

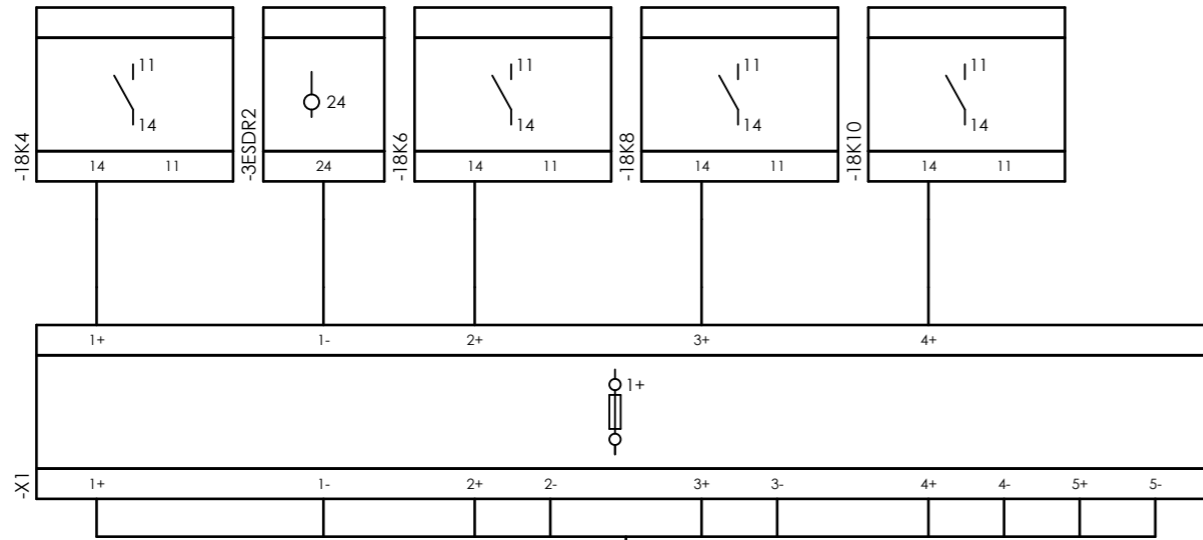


CLIENT DWG NO.	BU-20-VD-303-IN-DIG-0036
EQUIPMENT NO.	20-C-1002
EQUIPMENT LOCATION	Iran, Onshore
THIS DRAWING IS OWNED BY AIRPACK, AND SHALL NOT BE PRINTED OR COPIED IN ANY OTHER WAY THAN WITH AIRPACKS PERMISSION!	

SUBJECT		DRAWN BY	
Cable-connection diagram =20-C-1002+UCP-C1002-01-PS_02		htaher	
ADAPTED TO P&ID REVISION		CHECKED BY	
01	RBE		CURRENT PAGE
CLIENT	AIRPACK DWG NO.		
Bushehr Petrochemical Company (BUPC)	17811-30A		
CLIENT REF.	REVISION		
Bushehr MEG Plant Project	00		
AIRPACK REF.	TOTAL PAGE AMOUNT		3
17811-30A	4		

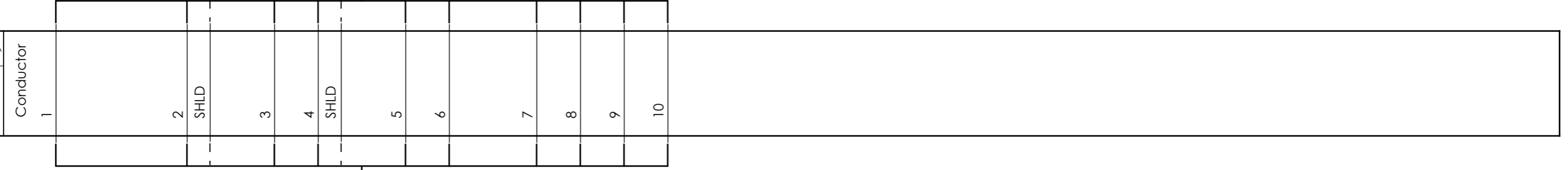
= 20-C-1002	
+ LOOP DIAGRAMS	

Internal targets

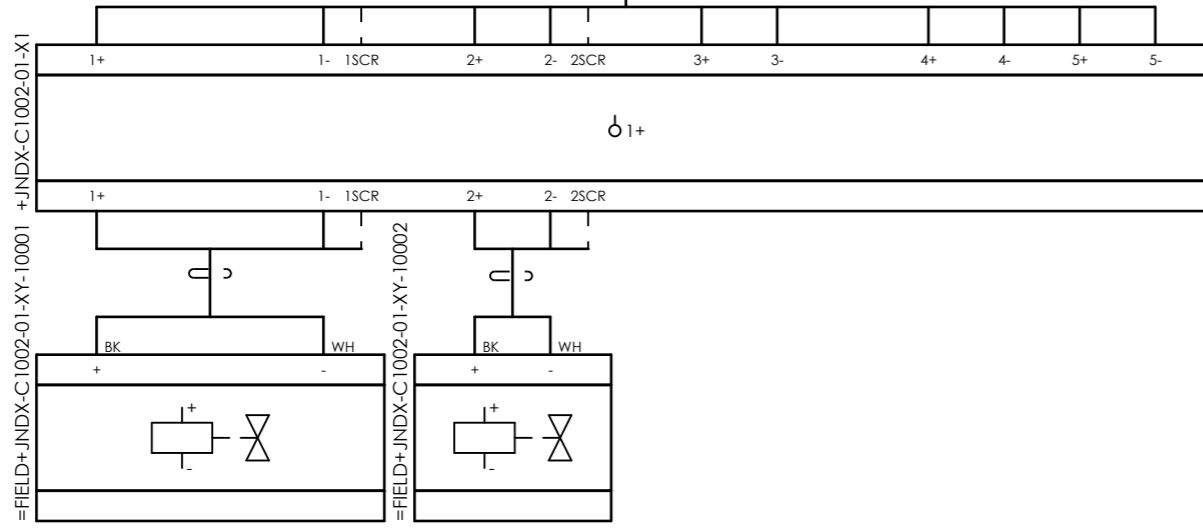


=20-C-1002+UCP-C1002-01-SOL\_COMA

5Px2.5 mm<sup>2</sup>



External targets

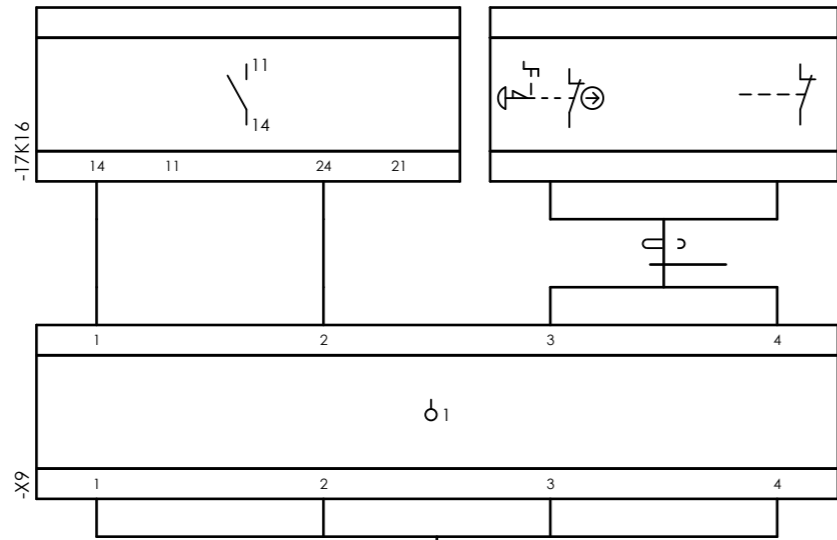


CLIENT DWG NO.	BU-20-VD-303-IN-DIG-0036
EQUIPMENT NO.	20-C-1002
EQUIPMENT LOCATION	Iran, Onshore
THIS DRAWING IS OWNED BY AIRPACK, AND SHALL NOT BE PRINTED OR COPIED IN ANY OTHER WAY THAN WITH AIRPACKS PERMISSION!	

SUBJECT		Cable-connection diagram =20-C-1002+UCP-C1002-01-SOL_COMA	
ADAPTED TO P&ID REVISION	01		
CLIENT	Bushehr Petrochemical Company (BUPC)		
CLIENT REF.	Bushehr MEG Plant Project		
AIRPACK REF.	17811-30A		

DRAWN BY	htaher	= 20-C-1002
CHECKED BY	RBE	+ LOOP DIAGRAMS
LAST MODIFICATION DATE		CURRENT PAGE
AIRPACK DWG NO.	17811-30A	
REVISION	00	
TOTAL PAGE AMOUNT	5	

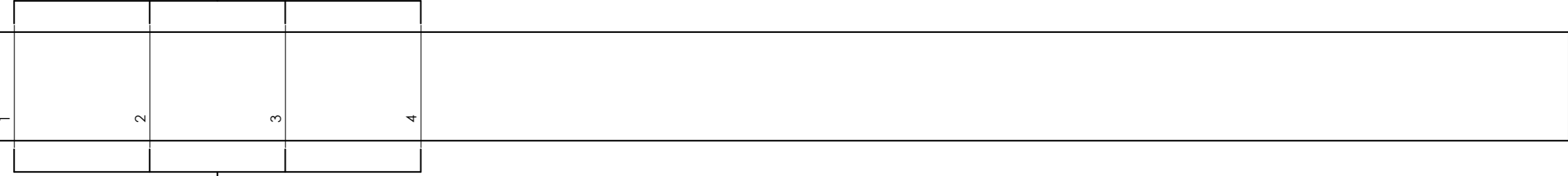
Internal targets



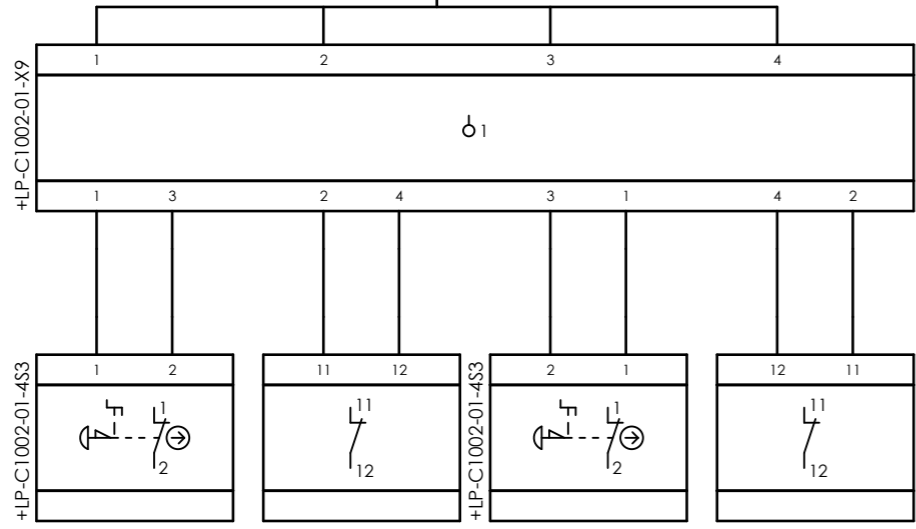
=20-C-1002+UCP-C1002-01-ESD\_LCP\_A

4x1 mm<sup>2</sup>

Conductor



External targets




THIS DRAWING IS OWNED BY AIRPACK, AND SHALL NOT BE PRINTED OR COPIED IN ANY OTHER WAY THAN WITH AIRPACKS PERMISSION!

CLIENT DWG NO.	BU-20-VD-303-IN-DIG-0036	SUBJECT	Cable-connection diagram =20-C-1002+UCP-C1002-01-ESD_LCP_A
EQUIPMENT NO.	20-C-1002	ADAPTED TO P&ID REVISION	01
EQUIPMENT LOCATION	Iran, Onshore	CLIENT	Bushehr Petrochemical Company (BUPC)
		CLIENT REF.	Bushehr MEG Plant Project
		AIRPACK REF.	17811-30A

DRAWN BY	htaher	= 20-C-1002
CHECKED BY	RBE	+ LOOP DIAGRAMS
LAST MODIFICATION DATE		CURRENT PAGE
AIRPACK DWG NO.	17811-30A	
REVISION	00	
TOTAL PAGE AMOUNT	6	

Internal targets

External targets



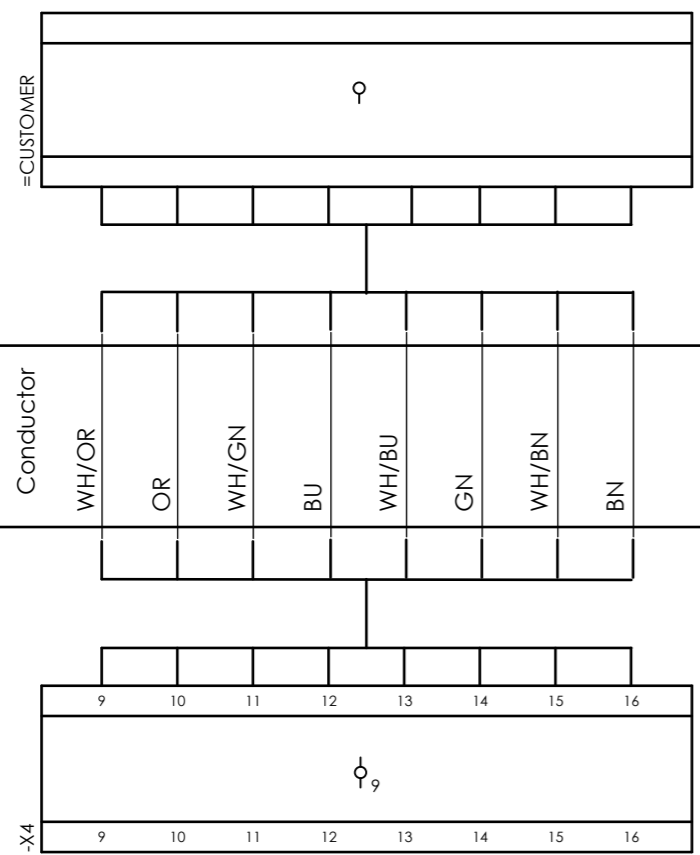
CLIENT DWG NO.	BU-20-VD-303-IN-DIG-0036
EQUIPMENT NO.	20-C-1002
EQUIPMENT LOCATION	Iran, Onshore
THIS DRAWING IS OWNED BY AIRPACK, AND SHALL NOT BE PRINTED OR COPIED IN ANY OTHER WAY THAN WITH AIRPACKS PERMISSION!	

SUBJECT		Cable-connection diagram =20-C-1002+UCP-C1002-01-SERA00	
ADAPTED TO P&ID REVISION	01	CLIENT	Bushehr Petrochemical Company (BUPC)
CLIENT REF.	Bushehr MEG Plant Project	AIRPACK REF.	17811-30A

DRAWN BY	htaher	= 20-C-1002
CHECKED BY	RBE	+ LOOP DIAGRAMS
LAST MODIFICATION DATE		CURRENT PAGE
AIRPACK DWG NO.	17811-30A	
REVISION	00	
TOTAL PAGE AMOUNT	7	

Internal targets

External targets

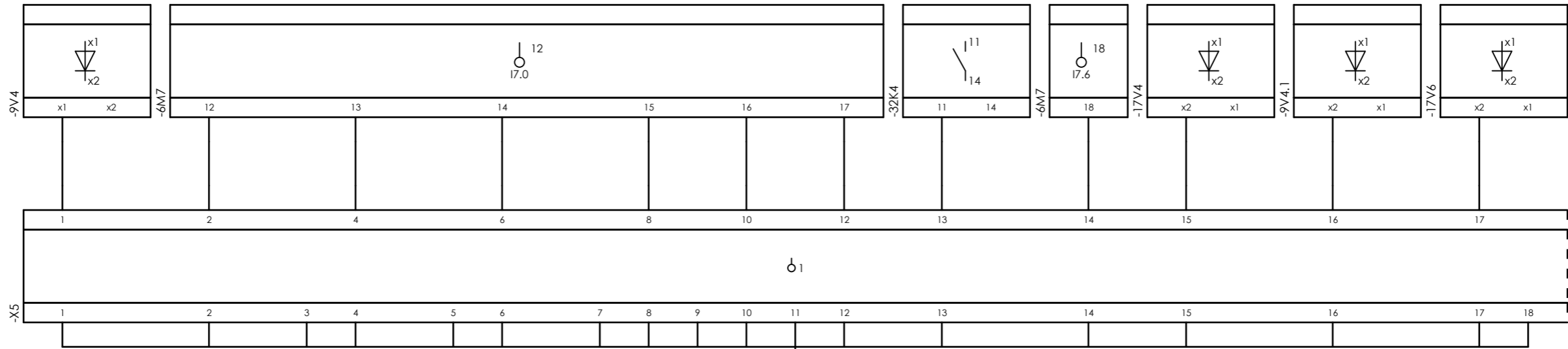


CLIENT DWG NO.	BU-20-VD-303-IN-DIG-0036
EQUIPMENT NO.	20-C-1002
EQUIPMENT LOCATION	Iran, Onshore
THIS DRAWING IS OWNED BY AIRPACK, AND SHALL NOT BE PRINTED OR COPIED IN ANY OTHER WAY THAN WITH AIRPACKS PERMISSION!	

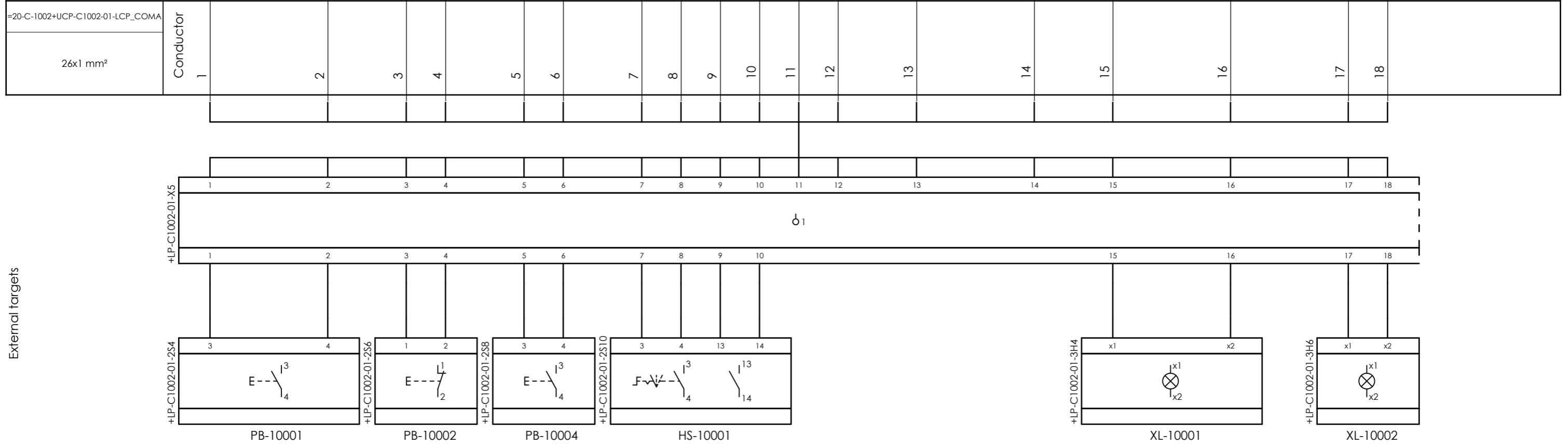
SUBJECT		Cable-connection diagram =20-C-1002+UCP-C1002-01-SERA01	
ADAPTED TO P&ID REVISION	01	CLIENT	Bushehr Petrochemical Company (BUPC)
CLIENT REF.	Bushehr MEG Plant Project	AIRPACK REF.	17811-30A

DRAWN BY	htaher	= 20-C-1002
CHECKED BY	RBE	+ LOOP DIAGRAMS
LAST MODIFICATION DATE		CURRENT PAGE
AIRPACK DWG NO.	17811-30A	
REVISION	00	
TOTAL PAGE AMOUNT	8	

Internal targets



External targets



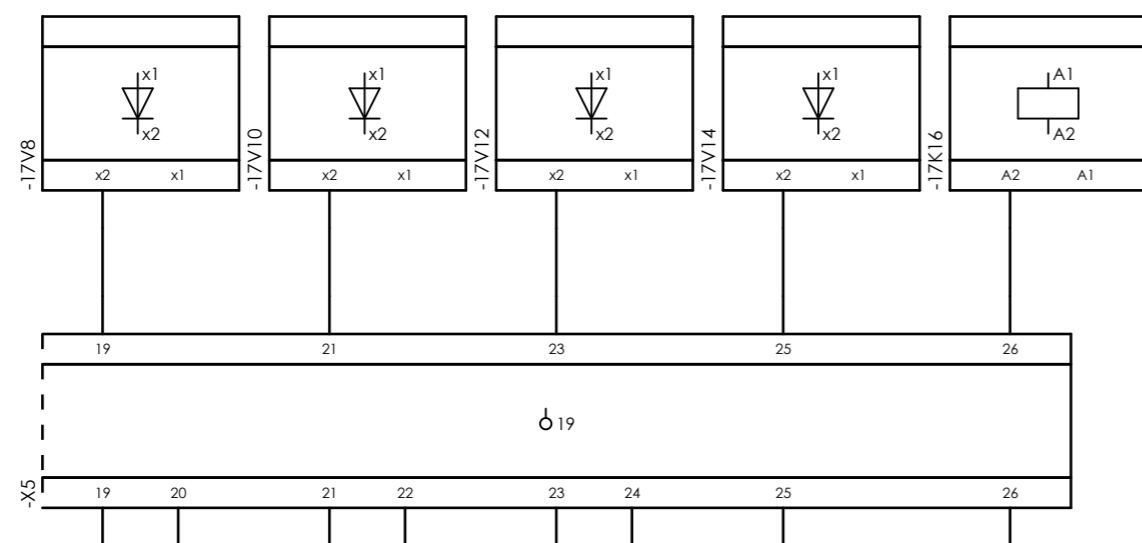
CLIENT DWG NO. BU-20-VD-303-IN-DIG-0036  
 EQUIPMENT NO. 20-C-1002  
 EQUIPMENT LOCATION Iran, Onshore  
 THIS DRAWING IS OWNED BY AIRPACK, AND SHALL NOT BE PRINTED OR COPIED IN ANY OTHER WAY THAN WITH AIRPACKS PERMISSION!

SUBJECT Cable-connection diagram =20-C-1002+UCP-C1002-01-LCP\_COMA  
 ADAPTED TO P&ID REVISION 01  
 CLIENT Bushehr Petrochemical Company (BUPC)  
 CLIENT REF. Bushehr MEG Plant Project  
 AIRPACK REF. 17811-30A

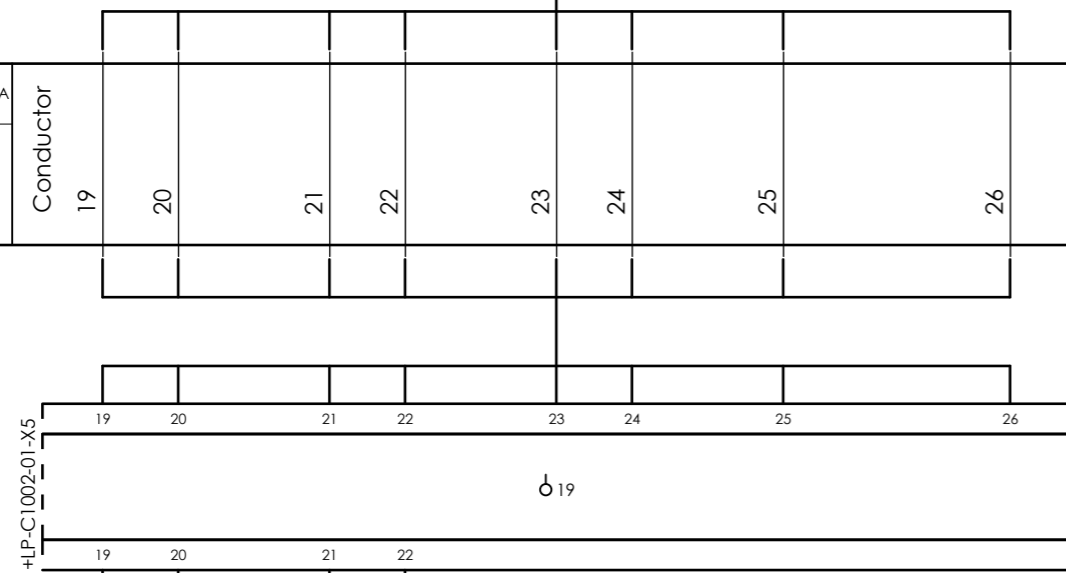
DRAWN BY htaher  
 CHECKED BY RBE  
 LAST MODIFICATION DATE  
 AIRPACK DWG NO. 17811-30A  
 REVISION 00  
 TOTAL PAGE AMOUNT 9

= 20-C-1002  
 + LOOP DIAGRAMS  
 CURRENT PAGE  
 8

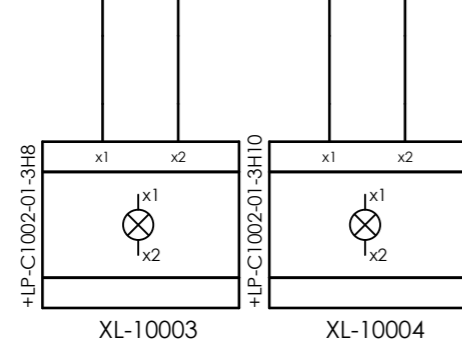
Internal targets



=20-C-1002+UCP-C1002-01-LCP\_COMA  
26x1 mm<sup>2</sup>



External targets



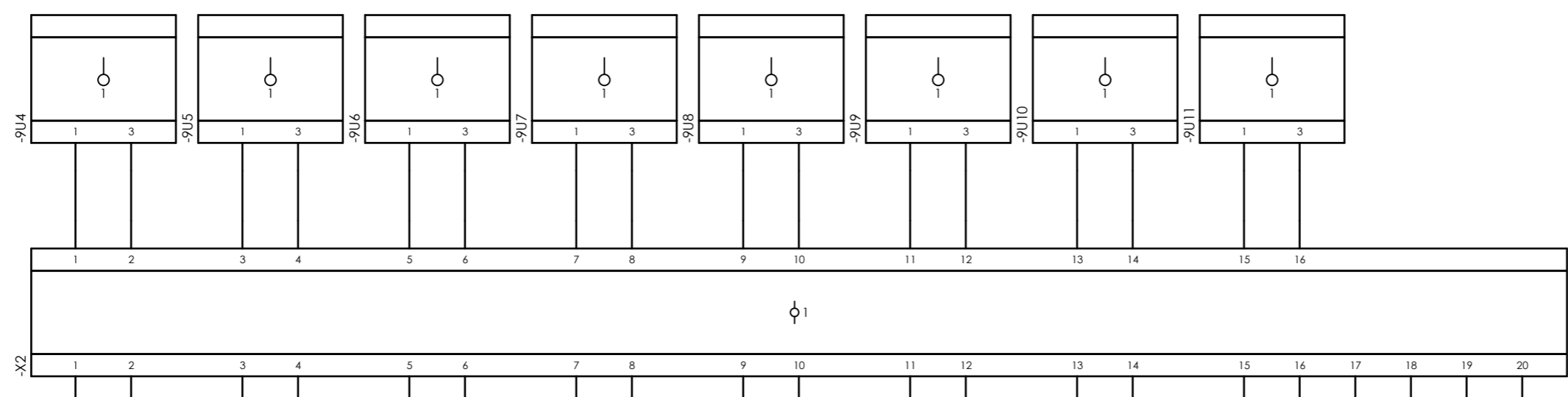
CLIENT DWG NO. BU-20-VD-303-IN-DIG-0036  
EQUIPMENT NO. 20-C-1002  
EQUIPMENT LOCATION Iran, Onshore  
THIS DRAWING IS OWNED BY AIRPACK, AND SHALL NOT BE PRINTED OR COPIED IN ANY OTHER WAY THAN WITH AIRPACKS PERMISSION!

SUBJECT Cable-connection diagram =20-C-1002+UCP-C1002-01-LCP\_COMA  
ADAPTED TO P&ID REVISION 01  
CLIENT Bushehr Petrochemical Company (BUPC)  
CLIENT REF. Bushehr MEG Plant Project  
AIRPACK REF. 17811-30A

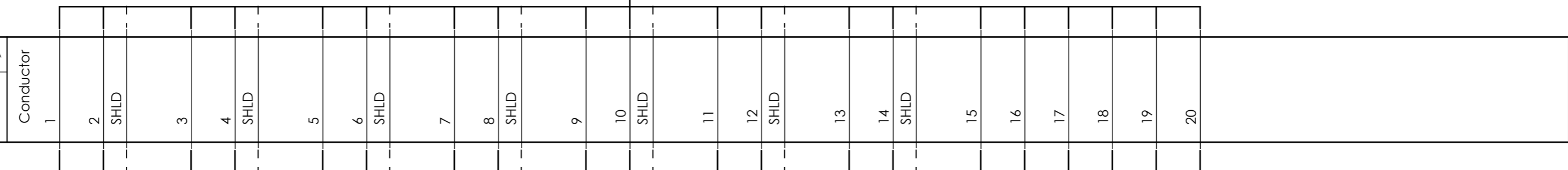
DRAWN BY htaher  
CHECKED BY RBE  
LAST MODIFICATION DATE  
AIRPACK DWG NO. 17811-30A  
REVISION 00  
TOTAL PAGE AMOUNT 10

= 20-C-1002  
+ LOOP DIAGRAMS  
CURRENT PAGE  
9

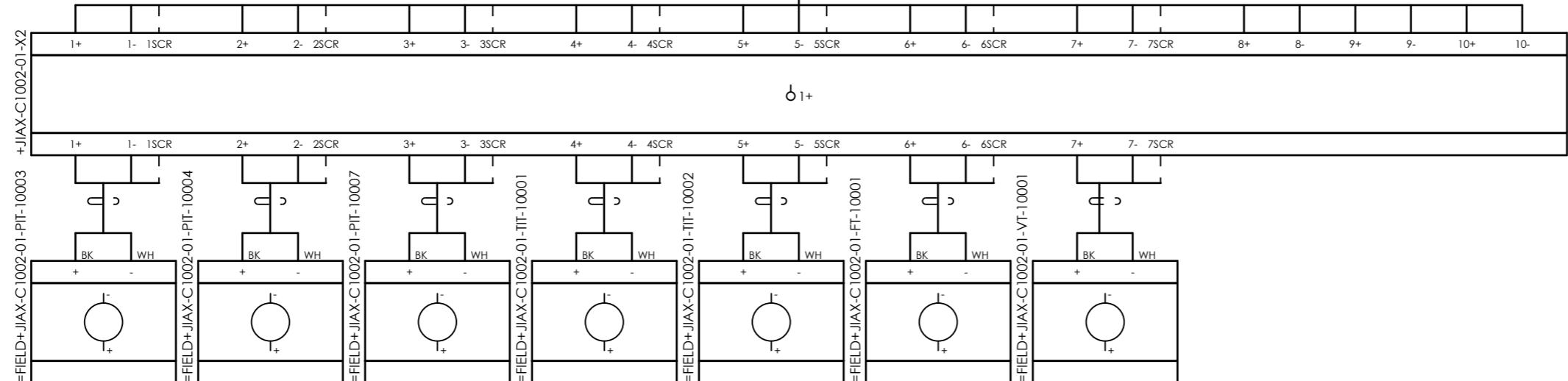
Internal targets



=20-C-1002+UCP-C1002-01-TR\_COMA  
10Px0,75 mm<sup>2</sup>



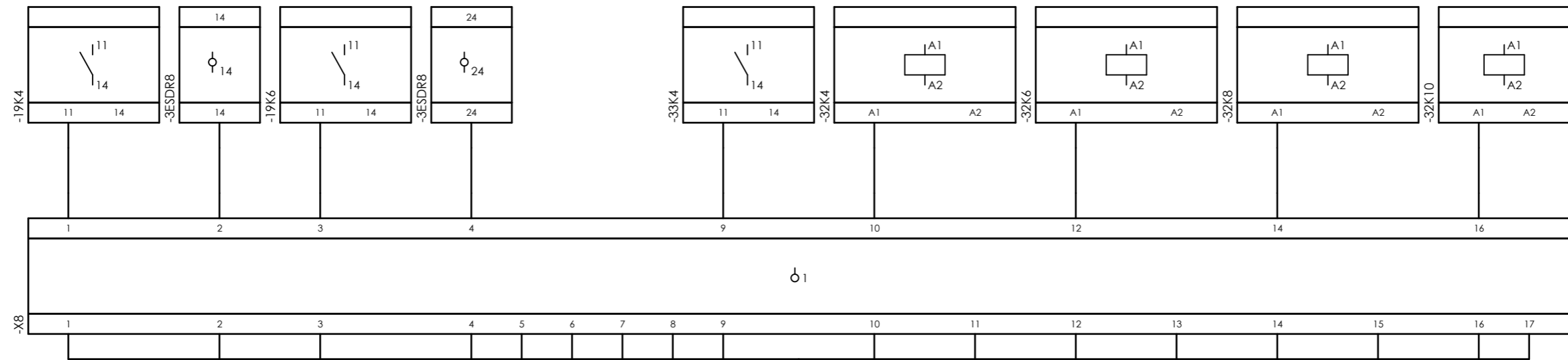
External targets



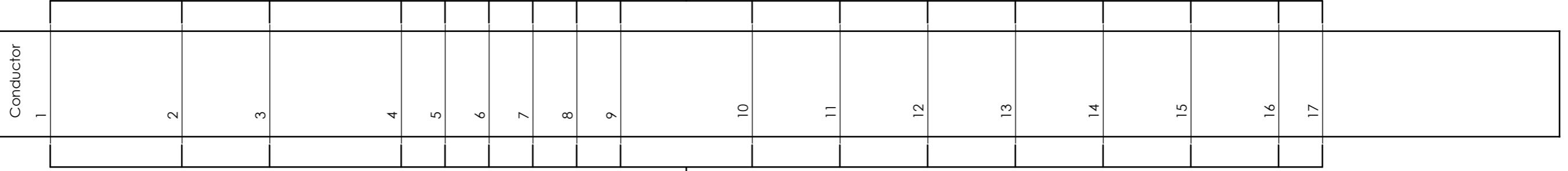
CLIENT DWG NO.	BU-20-VD-303-IN-DIG-0036	SUBJECT	Cable-connection diagram =20-C-1002+UCP-C1002-01-TR_COMA
EQUIPMENT NO.	20-C-1002	ADAPTED TO P&ID REVISION	01
EQUIPMENT LOCATION	Iran, Onshore	CLIENT	Bushehr Petrochemical Company (BUPC)
THIS DRAWING IS OWNED BY AIRPACK, AND SHALL NOT BE PRINTED OR COPIED IN ANY OTHER WAY THAN WITH AIRPACKS PERMISSION!	CLIENT REF.	CLIENT REF.	Bushehr MEG Plant Project
	AIRPACK REF.	AIRPACK REF.	17811-30A

DRAWN BY	htaher	= 20-C-1002
CHECKED BY	RBE	+ LOOP DIAGRAMS
LAST MODIFICATION DATE		CURRENT PAGE
AIRPACK DWG NO.	17811-30A	
REVISION	00	
TOTAL PAGE AMOUNT	11	

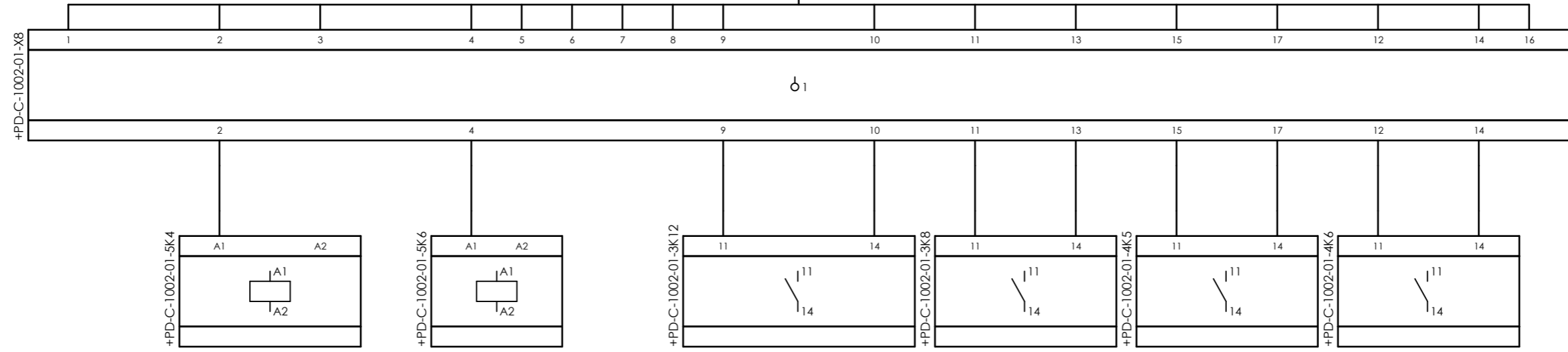
Internal targets



=20-C-1002+UCP-C1002-01-DB\_COMA  
20x1 mm²  
Conductor



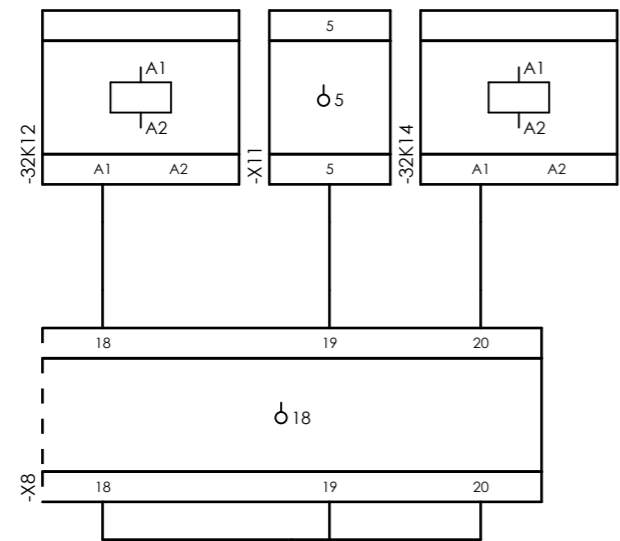
External targets



CLIENT DWG NO.	BU-20-VD-303-IN-DIG-0036	SUBJECT		DRAWN BY	htaher	= 20-C-1002
EQUIPMENT NO.	20-C-1002	Cable-connection diagram =20-C-1002+UCP-C1002-01-DB_COMA		CHECKED BY	RBE	+ LOOP DIAGRAMS
EQUIPMENT LOCATION	Iran, Onshore	ADAPTED TO P&ID REVISION	01	LAST MODIFICATION DATE		CURRENT PAGE
THIS DRAWING IS OWNED BY AIRPACK, AND SHALL NOT BE PRINTED OR COPIED IN ANY OTHER WAY THAN WITH AIRPACKS PERMISSION!		CLIENT	Bushehr Petrochemical Company (BUPC)	AIRPACK DWG NO.	17811-30A	
		CLIENT REF.	Bushehr MEG Plant Project	REVISION	00	
		AIRPACK REF.	17811-30A	TOTAL PAGE AMOUNT	12	

DRAWN BY	htaher	= 20-C-1002
CHECKED BY	RBE	+ LOOP DIAGRAMS
LAST MODIFICATION DATE		CURRENT PAGE
AIRPACK DWG NO.	17811-30A	
REVISION	00	
TOTAL PAGE AMOUNT	12	

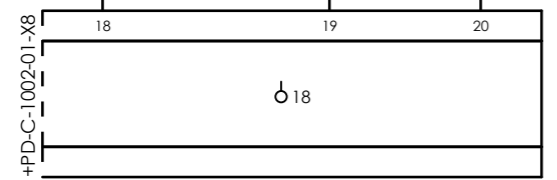
Internal targets



=20-C-1002+UCP-C1002-01-DB\_COMA  
20x1 mm²



External targets



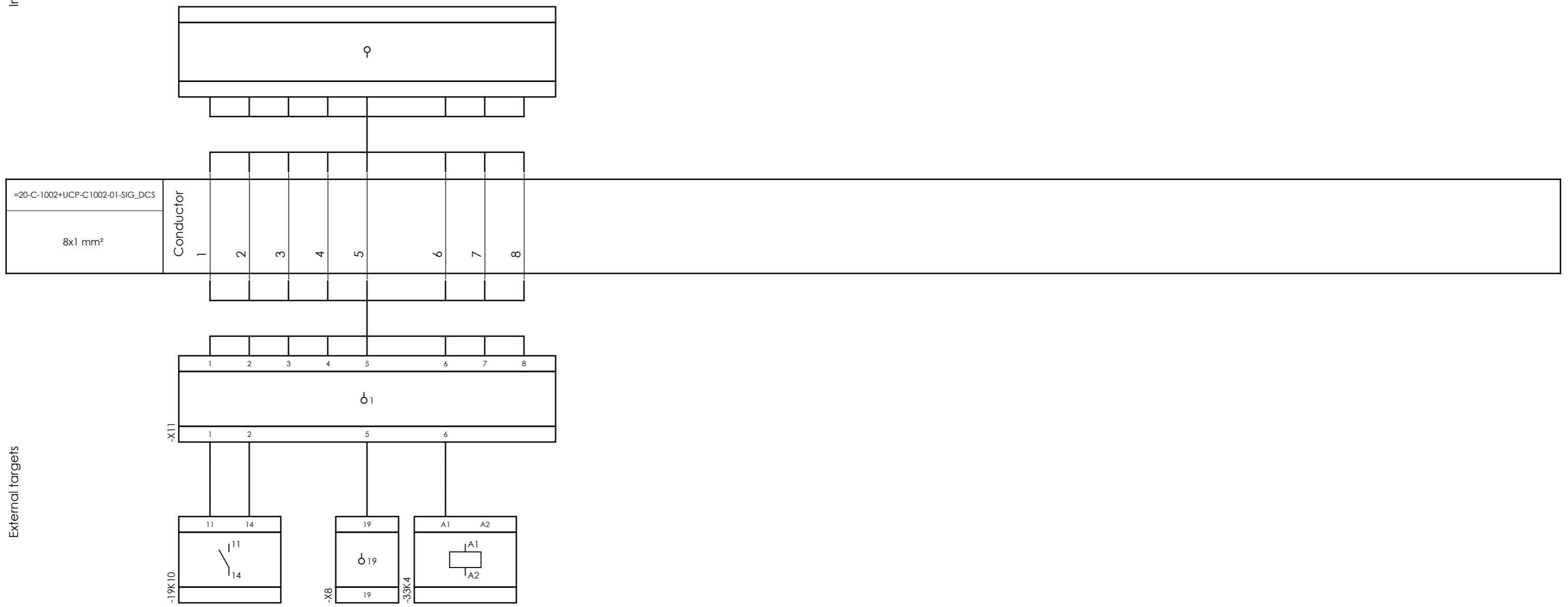
CLIENT DWG NO.	BU-20-VD-303-IN-DIG-0036
EQUIPMENT NO.	20-C-1002
EQUIPMENT LOCATION	Iran, Onshore
THIS DRAWING IS OWNED BY AIRPACK, AND SHALL NOT BE PRINTED OR COPIED IN ANY OTHER WAY THAN WITH AIRPACKS PERMISSION!	

SUBJECT		DRAWN BY	
Cable-connection diagram =20-C-1002+UCP-C1002-01-DB_COMA		htaher	
ADAPTED TO P&ID REVISION		CHECKED BY	
01	RBE		
CLIENT	Bushehr Petrochemical Company (BUPC)	LAST MODIFICATION DATE	
CLIENT REF.	Bushehr MEG Plant Project	AIRPACK DWG NO.	
AIRPACK REF.	17811-30A	17811-30A	
		REVISION	
		00	
		TOTAL PAGE AMOUNT	
		13	

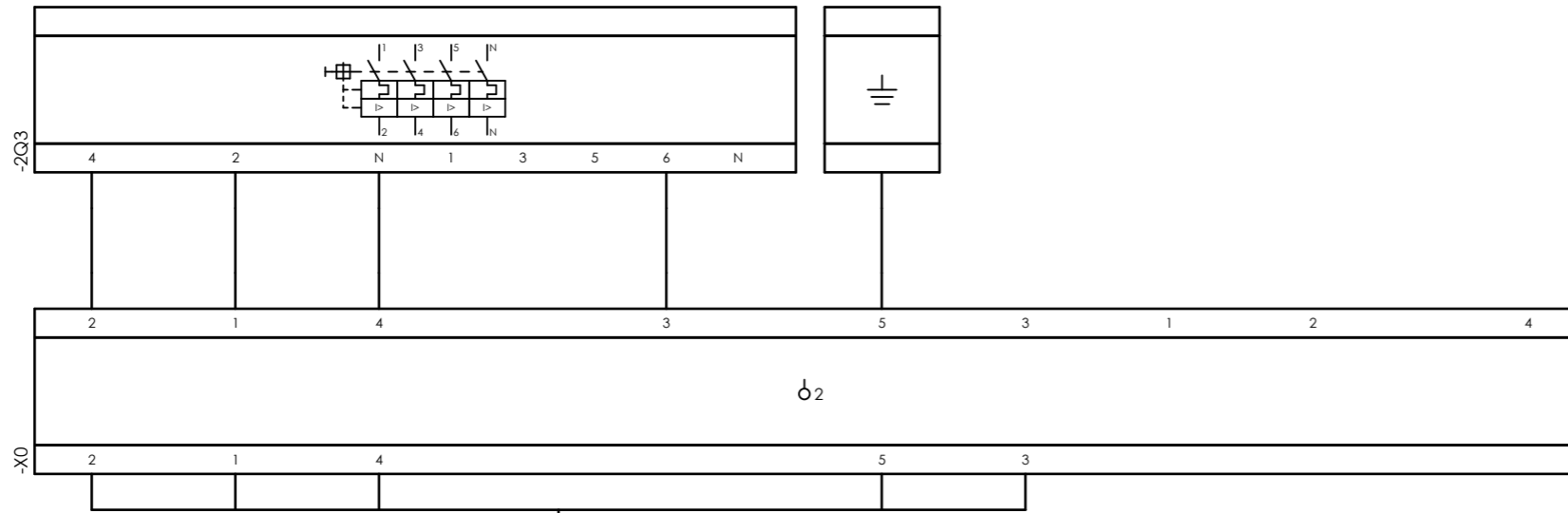
= 20-C-1002	
+ LOOP DIAGRAMS	
CURRENT PAGE	

Internal targets

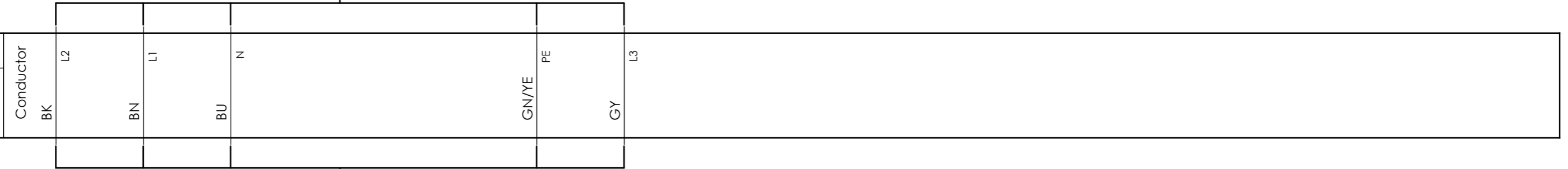
External targets



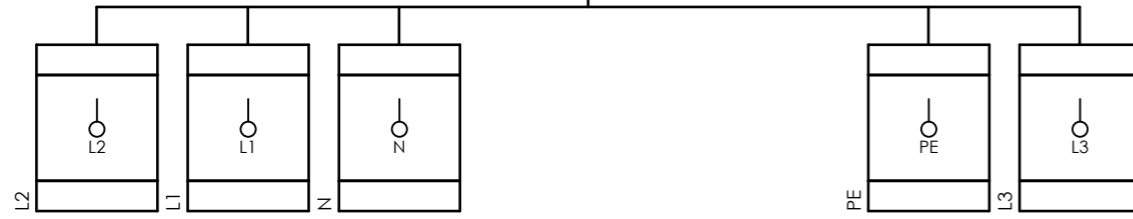
Internal targets



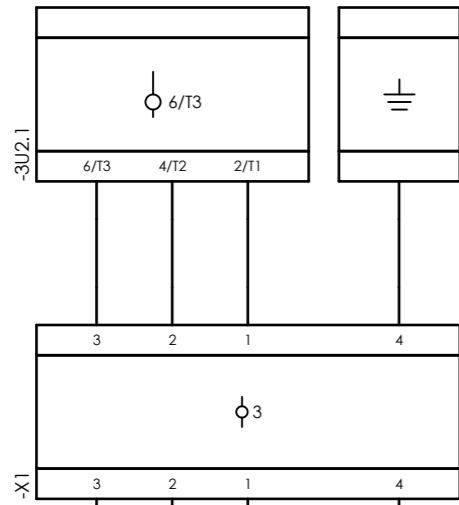
=20-C-1002+PD-C-1002-01-EBP-20-C-1002-M  
5x150 mm²



External targets



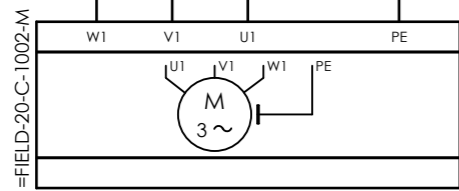
Internal targets



=20-C-1002+PD-C-1002-01-20-C-1002-M



External targets

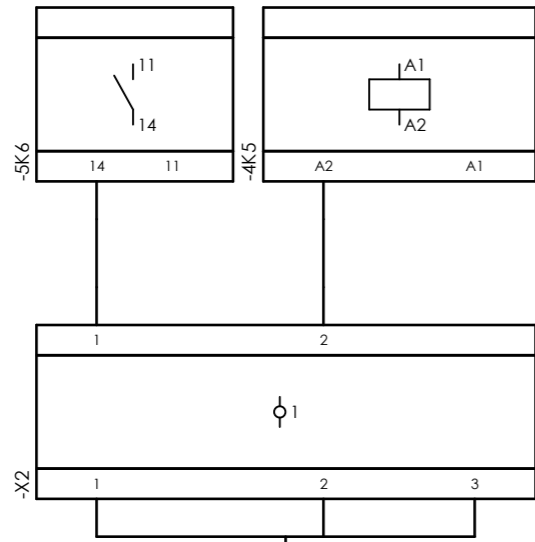


CLIENT DWG NO.	BU-20-VD-303-IN-DIG-0036
EQUIPMENT NO.	20-C-1002
EQUIPMENT LOCATION	Iran, Onshore
THIS DRAWING IS OWNED BY AIRPACK, AND SHALL NOT BE PRINTED OR COPIED IN ANY OTHER WAY THAN WITH AIRPACKS PERMISSION!	


SUBJECT		DRAWN BY	
Cable-connection diagram =20-C-1002+PD-C-1002-01-20-C-1002-M		htaher	
ADAPTED TO P&ID REVISION		CHECKED BY	
01	RBE		CURRENT PAGE
CLIENT	AIRPACK DWG NO.		
Bushehr Petrochemical Company (BUPC)	17811-30A		
CLIENT REF.	REVISION		
Bushehr MEG Plant Project	00		TOTAL PAGE AMOUNT
AIRPACK REF.	TOTAL PAGE AMOUNT		
17811-30A	16		

= 20-C-1002	
+ LOOP DIAGRAMS	

Internal targets



External targets



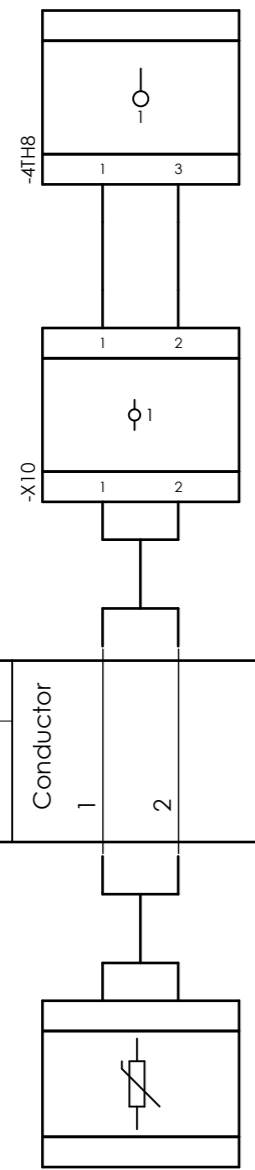
CLIENT DWG NO. BU-20-VD-303-IN-DIG-0036  
 EQUIPMENT NO. 20-C-1002  
 EQUIPMENT LOCATION Iran, Onshore  
 THIS DRAWING IS OWNED BY AIRPACK, AND SHALL NOT BE PRINTED OR COPIED IN ANY OTHER WAY THAN WITH AIRPACKS PERMISSION!

SUBJECT Cable-connection diagram =20-C-1002+PD-C-1002-01-LG-10001  
 ADAPTED TO P&ID REVISION 01  
 CLIENT Bushehr Petrochemical Company (BUPC)  
 CLIENT REF. Bushehr MEG Plant Project  
 AIRPACK REF. 17811-30A

DRAWN BY htaher  
 CHECKED BY RBE  
 LAST MODIFICATION DATE  
 AIRPACK DWG NO. 17811-30A  
 REVISION 00  
 TOTAL PAGE AMOUNT 17

= 20-C-1002  
 + LOOP DIAGRAMS  
 CURRENT PAGE

Internal targets



External targets

=20-C-1002+PD-C-1002-01-PT100	Conductor 1 2
2x1 mm <sup>2</sup>	



CLIENT DWG NO.	BU-20-VD-303-IN-DIG-0036
EQUIPMENT NO.	20-C-1002
EQUIPMENT LOCATION	Iran, Onshore

SUBJECT	
Cable-connection diagram =20-C-1002+PD-C-1002-01-PT100	
ADAPTED TO P&ID REVISION	01
CLIENT	Bushehr Petrochemical Company (BUPC)
CLIENT REF.	Bushehr MEG Plant Project
AIRPACK REF.	17811-30A

DRAWN BY	htaher
CHECKED BY	RBE
LAST MODIFICATION DATE	
AIRPACK DWG NO.	17811-30A
REVISION	00
TOTAL PAGE AMOUNT	18

= 20-C-1002
+ LOOP DIAGRAMS
CURRENT PAGE