





OWNER:  شرکت سست و سویی توهمه ایرانیان (سهامی عامه)	BUSHEHR PETROCHEMICAL COMPANY MEG PLANT						EPC CONTRACTOR:  Chagalesh-Enerchimi-Steam Joint Venture BUPC-MEG PLANT PROJECT		
	DATA SHEET & DRAWINGS FOR STRAINERS FOR NITROGEN GAS BOOSTER								
MC :  شرکت سست و سویی توهمه ایرانیان (سهامی عامه)	Project	Area	Phase	Unit	Dis.	Doc.	Seq.	Contract No : 52-98/445	
Owner Document Number: 17811-44A	BU	20	VD	303	ME	DSH	0031	Rev.:	Page
								02	1 of 6

DATA SHEET & DRAWINGS FOR STRAINERS FOR NITROGEN GAS BOOSTER

Rev	Date	Purpose of Issue	Prepared	Checked	Approved	AC Code
		Approve For Construction				
02	27/10/2021	For approval	TvT	KP	LdM	
01	20/09/2021	For approval	TvT	KP	LdM	
00	25/02/2021	For approval	TvT	KP	LdM	
		Class: 1			Phase: P	


INDEX			
No.	Device	Tag Number	Page
1	Y-Strainer	No Tag.No: Qty 2 pcs	4
2	Y-Strainer	No Tag.No: Qty 2 pcs	5
3	Y-Strainer Drawing	No Tag.No: Qty 2 pcs	6
4			
5			
6			
7			
8			
9			
10			
11			
12			
13			
14			
15			
16			
17			
18			
19			
20			
21			
22			
23			
24			
25			
26			
27			
28			
29			
30			
31			
32			
33			
34			
35			
36			
37			
38			
39			
40			
41			
42			
43			
44			
45			
46			
47			
48			
49			
50			
51			
52			
53			
54			
55			

Notes:

				DATA SHEET & DRAWINGS FOR STRAINERS FOR NITROGEN GAS BOOSTER			
							
02	TT	27-10-2021	For Approval				
01	TT	20-9-2021	For Approval				
00	TT	25-2-2021	For Approval				
Rev	By	Date	Description			Sheet	3 of 6
						Based on P&ID	Rev.A


GENERAL	1	Tag Number		No Tag.No: Qty 1 pc		
	2	Service		Y-strainer		
	3	P&ID No.		17811-03		
	4	Location		Compressor Inlet		
	5					
	6					
	7					
	8					
PROCESS CONDITIONS	9	Fluid	State		Nitrogen	Dry Gas
	10	Pressure	Norm.	Max.	8 Bar(a)	9 Bar(a)
	11	Temperature	Norm.	Max.	Ambient	Ambient
	12	Design	Press.	Temp.	13.5 Bar(a)	80°C
	13	Ambient Temp.	Min.	Max.	5 °C	55 °C
	14	Oper. Flow		707 Kg/hr / 565 Nm3/hr		
	15					
	16					
BODY	20	Type Of Body		Y-strainer		
	21	Connection		2" ANSI RF 150#		
	22	Body Material		A216 WCB		
	23	Mesh Material		SS 316		
	24	Mesh Size		3 mm		
	25					
	26					
	27					
	28					
	29					
	30					
	31					
	32					
	33					
	34					
	35					
	36					
	CERTIFICATES	47	3.1 Material certificate		Yes	
48						
49						
50						
51						
52						
PURCHASE	53	Manufacturer		According to approved vendor list		
	54	Model		Supplier to advise		
	55					
	56					
	57					

--	--	--	--

					
02	TT	27-10-2021	For Approval	Sheet 4 of 6 Based on P&ID Rev.A	
01	TT	20-9-2021	For Approval		
00	TT	25-2-2021	For Approval		
Rev	By	Date	Description		


GENERAL	1	Tag Number		No Tag.No: Qty 1 pc	
	2	Service		Y-strainer	
	3	P&ID No.		17811-03	
	4	Location		Compressor Cooling water inlet	
	5				
	6				
	7				
	8				
PROCESS CONDITIONS	9	Fluid	State		Water Liquid
	10	Pressure	Norm.	Max.	4,5 Bar(g) 5 Bar(g)
	11	Temperature	Norm.	Max.	35°C 45°C
	12	Design	Press.	Temp.	6 Bar(g) 60°C
	13	Ambient Temp.	Min.	Max.	5 °C 55 °C
	14	Oper. Flow		14,5 m3/hr	
	15				
	16				
	17				
	18				
BODY	20	Type Of Body		Y-strainer	
	21	Connection		1 1/2" ANSI RF 150#	
	22	Body Material		A216 WCB	
	23	Mesh Material		SS 316	
	24	Mesh Size		3 mm	
	25				
	26				
	27				
	28				
	29				
	30				
	31				
	32				
	33				
	34				
	35				
	36				
	37				
	38				
	39				
40					
41					
42					
43					
44					
45					
46					
CERTIFICATES	47	3.1 Material certificate		Yes	
	48				
	49				
	50				
	51				
	52				
PURCHASE	53	Manufacturer		According to aproved vendor list	
	54	Model		Supplier to advise	
	55				
	56				
	57				

--	--	--	--

					
02	TT	27-10-2021	For Approval		
01	TT	20-9-2021	For Approval		
00	TT	25-2-2021	For Approval		
Rev	By	Date	Description		Sheet 5 of 6 Based on P&ID Rev.A

GENERAL	1	Tag Number		No Tag.No: Qty 2 pcs	
	2	Service		Y-strainer	
	3	P&ID No.		17811-03	
	4				
	5				
	6	Drawing		VTA	
	7				
	8				
	9				
	10				
	11				
	12				
	13				
	14				
	15				
	16				
	17				
	18				
	19				
	20				
	21				
	22				
	23				
	24				
	25				
	26				
	27				
	28				
	29				
	30				
	31				
	32				
	33				
	34				
	35				
	36				
	37				
	38				
	39				
	40				
	41				
	42				
	43				
	44				
	45				
	46				
	47				
	48				
	49				
	50				
	51				
	52				
	53				
	54				
	55				
	56				
	57				

--	--	--	--	--	--

01	TT	26-10-2021	For Approval		Sheet 6 of 6 Based on P&ID Rev.02
00	TT	20-9-2021	For Approval		
Rev	By	Date	Description		