









OWNER:  شرکت سست و سویی ژوسو ایرانیاان (سهامی خاص)	<b>BUSHEHR PETROCHEMICAL COMPANY MEG PLANT</b>							EPC CONTRACTOR:  Chagalesh-Enerchimi-Steam Joint Venture BUPC-MEG PLANT PROJECT	
	<b>POWER CABLE SCHEDULE &amp; LIST FOR EMERGENCY INSTRUMENT AIR COMPRESSOR</b>							 Netherlands	
MC :  شرکت سست و سویی ژوسو ایرانیاان (سهامی خاص)	Project	Area	Phase	Unit	Dis.	Doc.	Seq.	Contract No: 52-98/445	
Owner Document Number: 17811-50B	BU	20	VD	303	EL	LST	0098	Rev.:	Page
								01	1 of 3

## POWER CABLE SCHEDULE & LIST FOR EMERGENCY INSTRUMENT AIR COMPRESSOR

01	18/11/2021	For approval			AS	RB	KP	
00	20/10/2021	For approval			WZ	RB	KP	
<b>Rev.</b>	<b>Date</b>	<b>Purpose of Issue</b>			<b>Prepared</b>	<b>Checked</b>	<b>Approved</b>	<b>AC Code</b>
							<b>Class: 1</b>	<b>Phase: P</b>

<b>OWNER:</b>  شرکت سست و سوبی تومر ایران (سهامی خاص)	<b>BUSHEHR PETROCHEMICAL COMPANY MEG PLANT</b>						<b>EPC CONTRACTOR</b>  Chagalesh-Enerchimi-Steam Joint Venture BUPC-MEG PLANT PROJECT		
	<b>POWER CABLE SCHEDULE &amp; LIST FOR EMERGENCY INSTRUMENT AIR COMPRESSOR</b>						 Netherlands		
<b>MC :</b>  شرکت سست و سوبی تومر ایران (سهامی خاص)	<b>Project</b>	<b>Area</b>	<b>Phase</b>	<b>Unit</b>	<b>Dis.</b>	<b>Doc.</b>	<b>Seq.</b>	<b>Contract No: 52-98/445</b>	
<b>Owner Document Number: 17811-50B</b>	BU	20	VD	303	EL	LST	0098	<b>Rev.:</b>	<b>Page</b>
								01	2 of 3

### TABULATION OF REVISED PAGES

Page	D00	D01	D02	D03	D04
1.	X	X			
2.	X	X			
3.	X	X			
4.					
5.					
6.					
7.					
8.					
9.					
10.					
11.					
12.					
13.					
14.					
15.					
16.					
17.					
18.					
19.					
20.					
21.					
22.					
23.					
24.					
25.					
26.					
27.					
28.					
29.					
30.					
31.					
32.					
33.					
34.					

Page	D00	D01	D02	D03	D04
35.					
36.					
37.					
38.					
39.					
40.					
41.					
42.					
43.					
44.					
45.					
46.					
47.					
48.					
49.					
50.					
51.					
52.					
53.					
54.					
55.					
56.					
57.					
58.					
59.					
60.					
61.					
62.					
63.					
64.					
65.					
66.					
67.					

SI	FROM	TO	GLAND SIZE	CABLE NAME	TO BOARD / INSTRUMENT	TERM . STRIP	TERMINAL	GLAND SIZE	LOCATION	CABLE mm2	FUNCTION	SCOPE
1	COMPRESSOR 20-C-7080											
2	CUSTOMER (UPS-1 POWER SUPPLY)	UCP-C7080-01	N/A	PS_00	UCP-C7080-01	X0	1-3	N/A	FIELD	3Cx2,5	UPS-1 POWER SUPPLY FROM CUSTOMER 110VAC/50HZ/1PH	CUSTOMER
3	CUSTOMER (UPS-2 POWER SUPPLY)	UCP-C7080-01	N/A	PS_01	UCP-C7080-01	X0	4-6	N/A	FIELD	3Cx2,5	UPS-2 POWER SUPPLY FROM CUSTOMER 110VAC/50HZ/1PH	CUSTOMER
4	CUSTOMER (NON-UPS POWER SUPPLY)	UCP-C7080-01	N/A	PS_02	UCP-C7080-01	X0	7-9	N/A	FIELD	3Cx2,5	NON-UPS POWER SUPPLY FROM CUSTOMER 230VAC/50HZ/1PH	CUSTOMER
5	CUSTOMER ( POWER SUPPLY)	PD-C-7080-01	N/A	EBP-20-C-7080-M	PD-C-7080-01	X0	1-4	M40-C2	FIELD	3C+Nx50	POWER SUPPLY FROM CUSTOMER 400VAC/50HZ/3PH	CUSTOMER
6	PD-C-7080-01	20-C-7080-M	M25-B	20-C-7080-M	20-C-7080-M	X1	1-4	M25-B	FIELD	4Cx6	POWER SUPPLY TO MAIN MOTOR 400VAC/50HZ/3PH	AIRPACK
7	PD-C-7080-01	LG-71101	M20-A	LG-71101	LG-71101	X2	1-3	M20-A	FIELD	3Cx2,5	POWER SUPPLY TO OIL HEATER 230 VAC/50HZ/1PH	AIRPACK