








OWNER:  شرکت مست و سوی آمو ایران (سهامی خاص)	BUSHEHR PETROCHEMICAL COMPANY MEG PLANT							EPC CONTRACTOR:  Chagalesh-Enerchimi-Steam Joint Venture BUPC-MEG PLANT PROJECT	
	UCP/LCP/JB GENERAL ARRANGEMENT DRAWING & TERMINAL DETAILS FOR NITROGEN GAS BOOSTER INCL. BOM								
MC :  شرکت مست و سوی آمو ایران (سهامی خاص)	Project	Area	Phase	Unit	Dis.	Doc.	Seq.	Contract No : 52-98/445	
Owner Document Number: 17811-07A	BU	20	VD	303	IN	DWG	0039	Rev.:	Page
								02	1 of 8

UCP/LCP/JB GENERAL ARRANGEMENT DRAWING & TERMINAL DETAILS FOR NITROGEN GAS BOOSTER INCL. BOM

Rev.	Date	Purpose of Issue	Prepared	Checked	Approved	AC Code
02	14/12/2021	For approval	HT	RB	KP	
01	19/10/2021	For approval	HT	RB	KP	
00	24/11/2020	For approval	HT	RB	KP	
Class: 1 Phase: P						

OWNER:  شرکت مست و سوی توسعه ایران (سهامی خاص) SSTI	BUSHEHR PETROCHEMICAL COMPANY MEG PLANT						EPC CONTRACTOR:  Airpack <small>Netherlands</small>		
	UCP/LCP/JB GENERAL ARRANGEMENT DRAWING & TERMINAL DETAILS FOR NITROGEN GAS BOOSTER INCL. BOM								
MC :  شرکت مست و سوی توسعه ایران (سهامی خاص) SSTI	Project	Area	Phase	Unit	Dis.	Doc.	Seq.	Contract No : 52-98/445	
Owner Document Number: 17811-07A	BU	20	VD	303	IN	DWG	0039	Rev.:	Page
								02	2 of 8

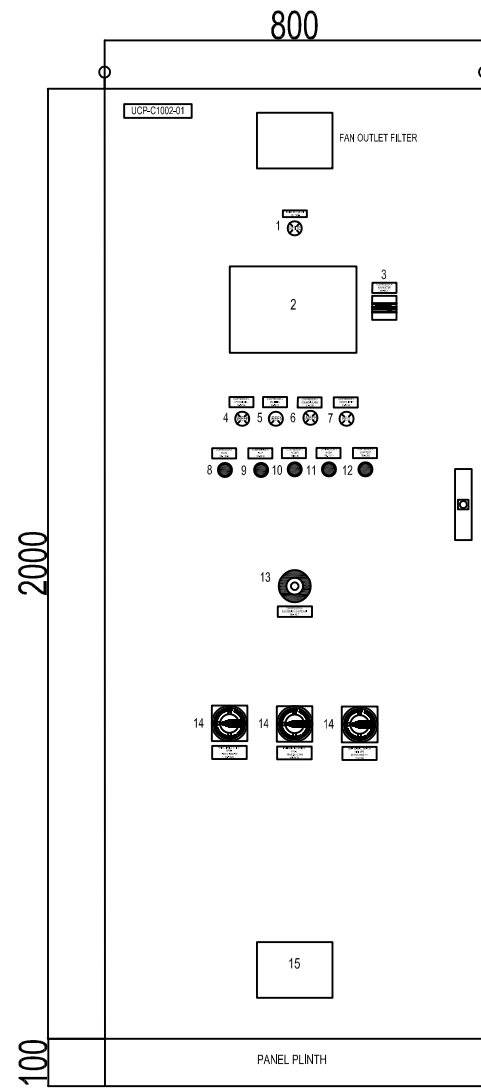
TABULATION OF REVISED PAGES

Page	D00	D01	D02	D03	D04
1.	X	X	X		
2.	X	X	X		
3.	X	X	X		
4.	X	X	X		
5.	X	X	X		
6.	X	X	X		
7.	X	X	X		
8.	X	X	X		
9.	X				
10.	X				
11.	X				
12.	X				
13.	X				
14.					
15.					
16.					
17.					
18.					
19.					
20.					
21.					
22.					
23.					
24.					
25.					
26.					
27.					
28.					
29.					
30.					
31.					
32.					
33.					
34.					

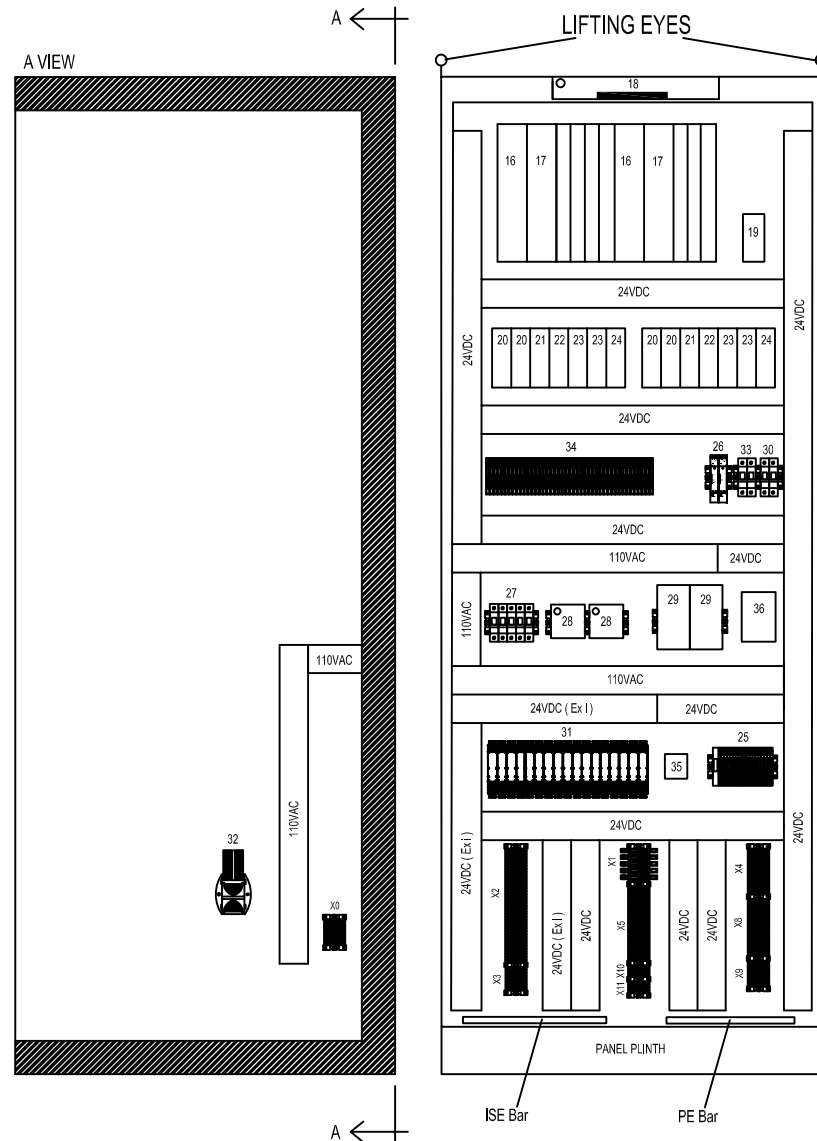
Page	D00	D01	D02	D03	D04
35.					
36.					
37.					
38.					
39.					
40.					
41.					
42.					
43.					
44.					
45.					
46.					
47.					
48.					
49.					
50.					
51.					
52.					
53.					
54.					
55.					
56.					
57.					
58.					
59.					
60.					
61.					
62.					
63.					
64.					
65.					
66.					
67.					

UCP-C1002-01

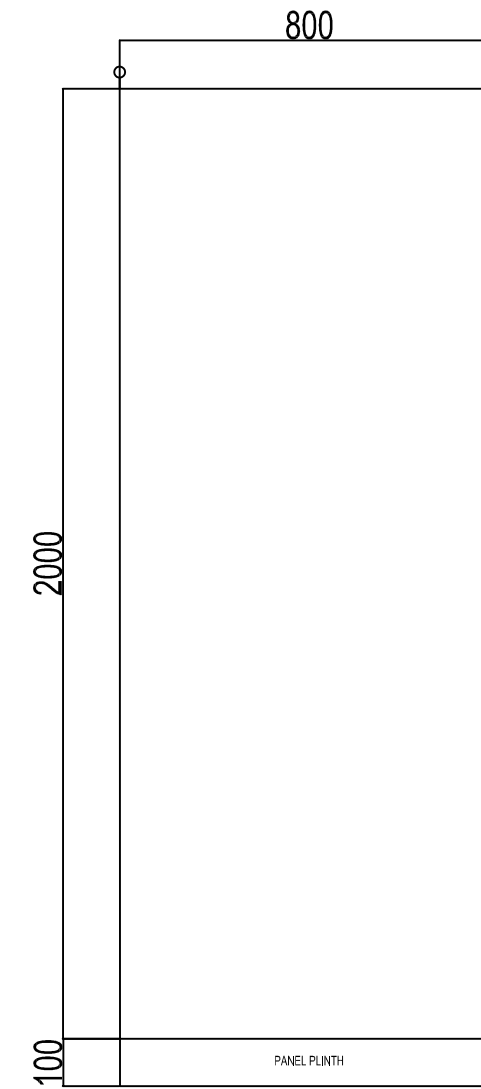
FRONT SIDE (OUTSIDE) VIEW



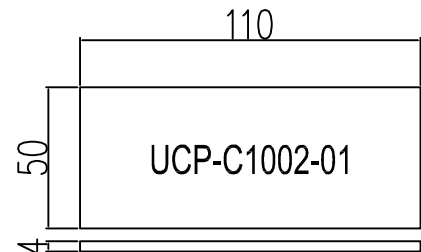
FRONT SIDE (INSIDE) VIEW



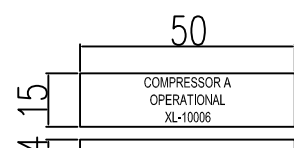
SIDE (OUTSIDE) VIEW



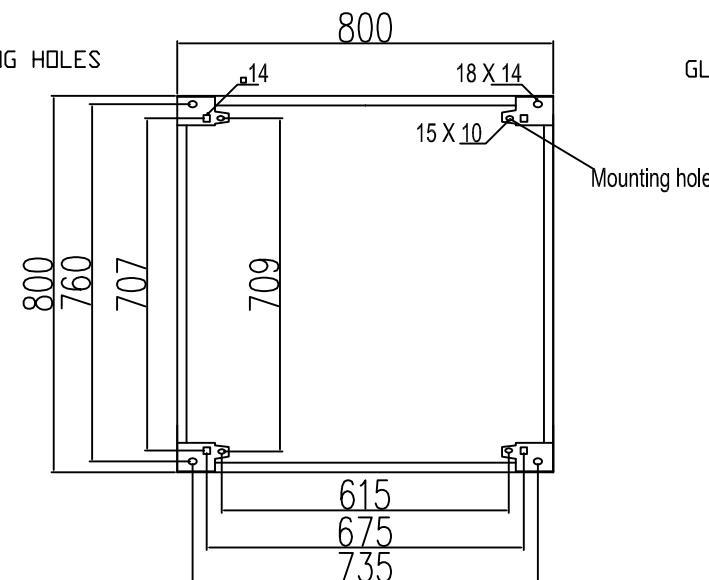
Nameplate for UCP panel



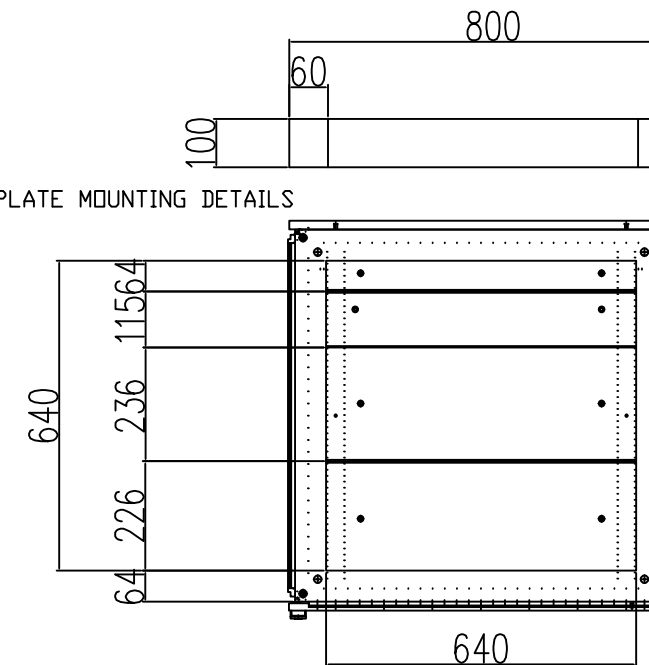
Nameplate for components on panel door
(Typical)



PLINTH FIXING HOLES



GLAND PLATE MOUNTING DETAILS



GENERAL NOTES

1. Panel material: Painted sheet steel (RAL7035)
2. Ingress protection: IP-42
3. Panel dimensions: 2100x800x800 mm
4. Area classification: Safe area
5. Drawing pocket will be included: (A3 format)

REFERENCE DRAWINGS

XXXXXXXX

DWG.No.

XXXXXXXX

02	14/12/21	For approval	HT	RB	RB	-
01	18/10/21	For approval	HT	RB	RB	-
00	24/11/20	For approval	HT	RB	RB	-
REV.	DATE	PURPOSE OF ISSUE (P.O.I.)	PREP.	CHKD.	APPR.	AC.

OWNER:

MC:

CONTRACTOR:

PROJECT: BUSHEHR PETROCHEMICAL COMPANY
MEG PLANT

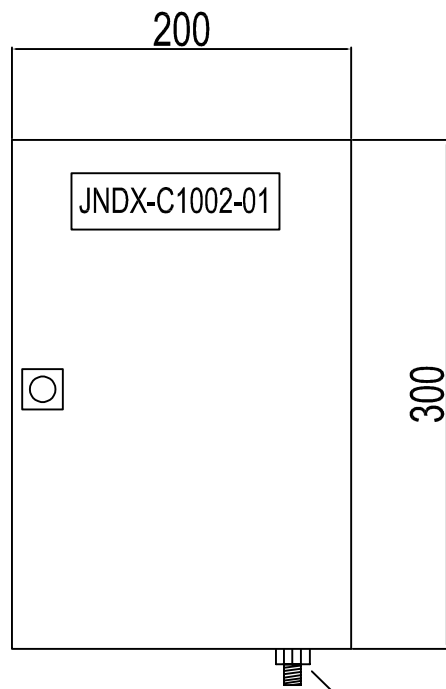
DRAWING TITLE: 17811-07A
UCP/ICP/IB GENERAL ARRANGEMENT DRAWING & TERMINAL DETAILS FOR NITROGEN GAS

CONTRACT NO.	SCALE	SIZE	CLASS	PHASE					
52-98/445	XX	A0	1	P					
DOCUMENT NO.	PROJECT	AREA	PHASE	MRQ No.	DIS.	DOC.	SEQ.	SHEET	REV. NO.
BU-20-VD-303-IN-000-009	BU-20-VD-303-IN	VD	IN	0039				2 OF 6	02

THIS DOCUMENT IS THE PROPERTY OF AIRPACK. IT IS TO BE USED ONLY FOR THE PROJECT AND NOT TO BE REPRODUCED OR COPIED IN ANY MANNER WITHOUT THE WRITTEN PERMISSION OF AIRPACK.

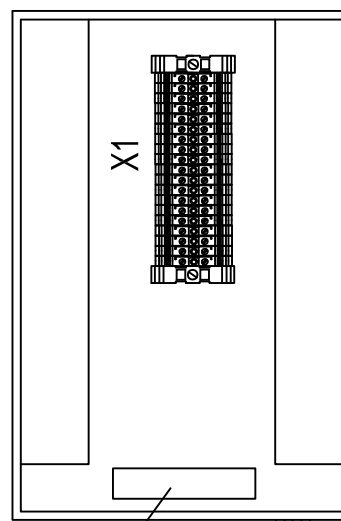
JNDX-C1002-01

FRONT SIDE (OUTSIDE) VIEW



EARTHING
BOSS
M10

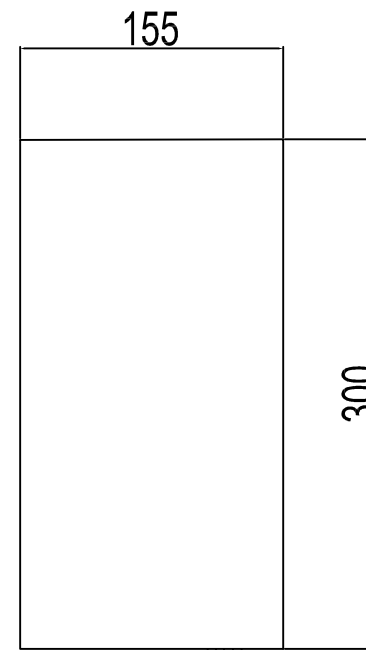
FRONT SIDE (INSIDE) VIEW



PE Bar

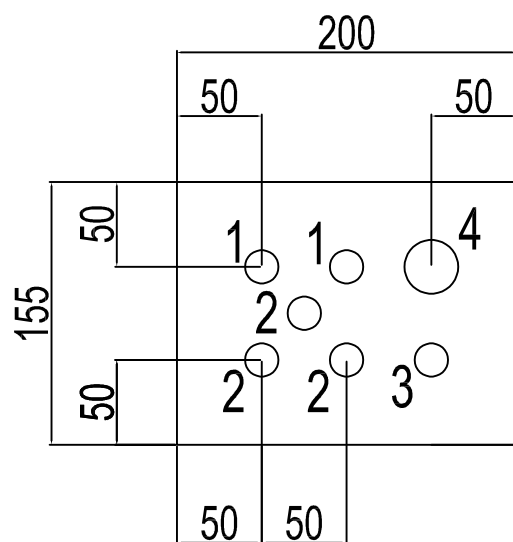
EARTHING
BOSS
M10

SIDE (OUTSIDE) VIEW



EARTHING
BOSS
M10

BOTTOM VIEW



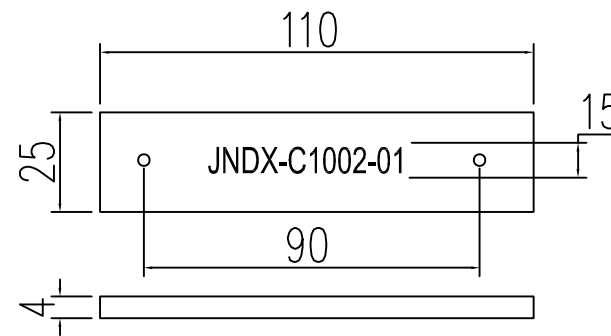
- 1 = Solenoid cable - M20
- 2 = Spare plug - M20
- 3 = Breather / Drain - M20
- 4 = Solenoid multipair cable - M32

GLAND ENTRY DETAILS

- M20: 1x (Breather)
- M20: 5x
- M32: 1x

Terminal strip: X1
Make: Weidmuller
Qty: 16

Nameplate for junction box
Material: ABS
Black letters on white background



GENERAL NOTES

1. Panel material: SS316
2. Ingress protection: IP-65
3. Panel dimensions: 200x300x155 mm
4. Area classification: Eex 'e'
(RAL 6021) Green
5. All spare holes are plugged with certified plugs

REFERENCE DRAWINGS

xxxxxxx

DWG.No.

xxxxxxx

REV	DATE	PURPOSE OF ISSUE (P.O.I)	PREP	CHKD	APPR	AC
02	14/12/21	For approval	HT	RB	RB	-
01	18/10/21	For approval	HT	RB	RB	-
00	24/11/20	For approval	HT	RB	RB	-

OWNER:	MC:	CONTRACTOR:

PROJECT: BUSHEHR PETROCHEMICAL COMPANY
MEG PLANT

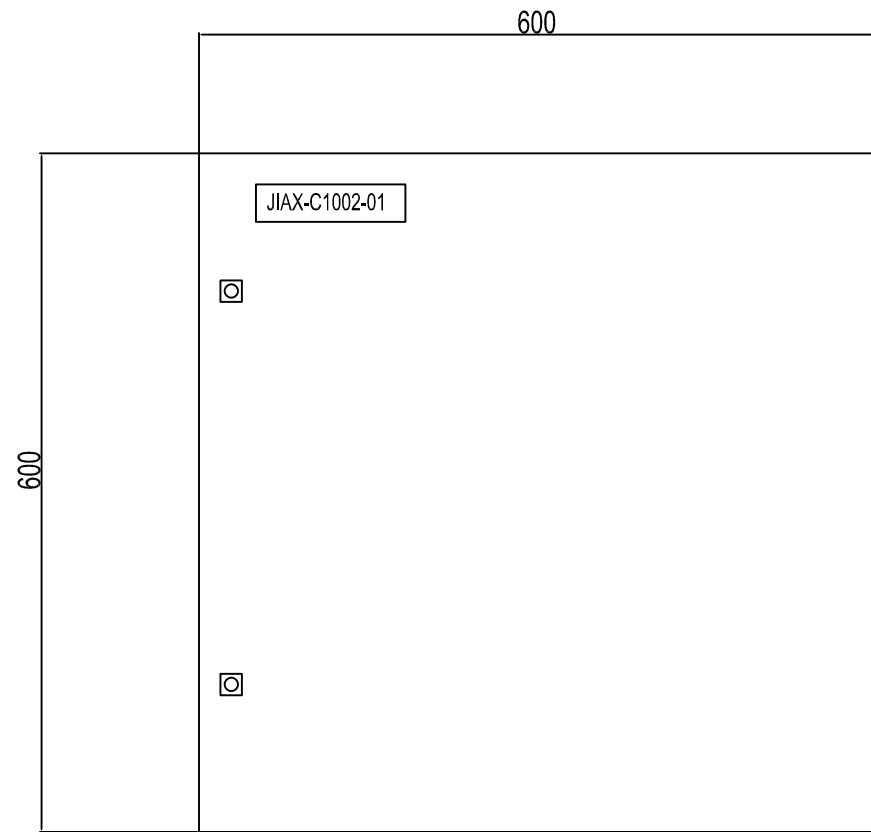
DRAWING TITLE:
17811-07A
UCP/LCP/38 GENERAL ARRANGEMENT DRAWING & TERMINAL DETAILS FOR NITROGEN GAS

CONTRACT NO.	SCALE	SIZE	CLASS	PHASE
52-38/445	XX	A0	1	P

DOCUMENT NO.	PROJECT	AREA	PHASE	MRQ No.	DIS.	DOC.	SEQ.	SHEET	REV. NO.
00-20-30-303-00-000	BU-20-VD-303-IN-DWG-0039							3 OF 6	02

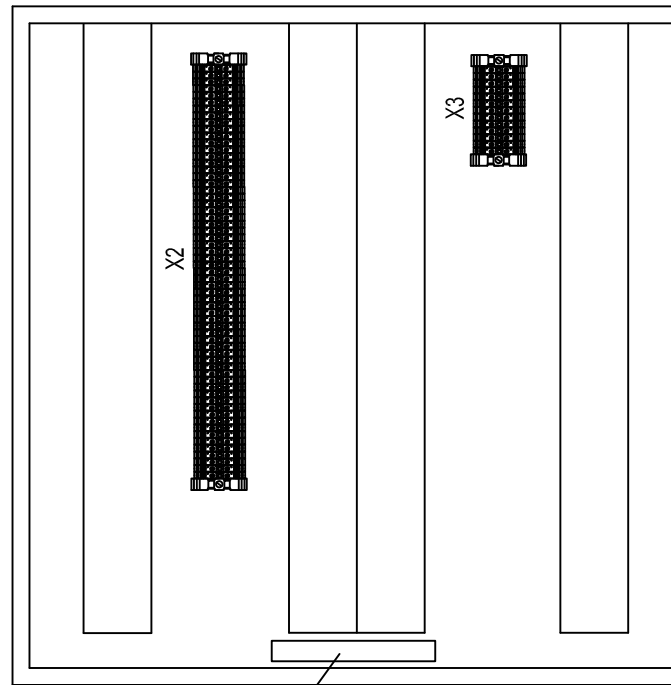
JIAX-C1002-01

FRONT SIDE (OUTSIDE) VIEW



EARTHING BOSS M10

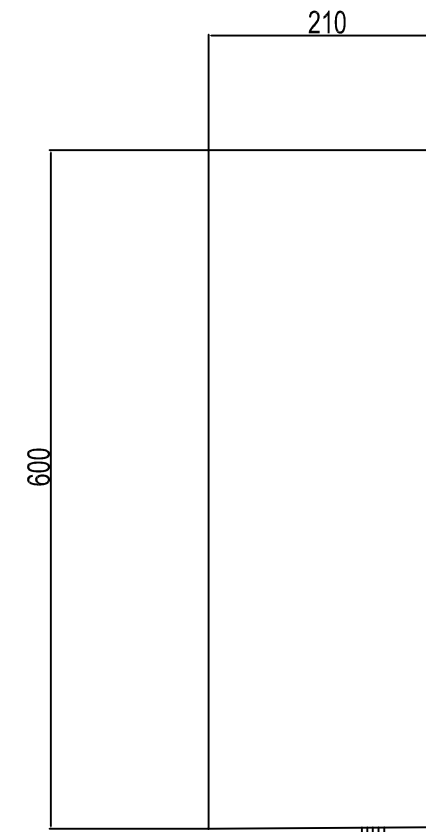
FRONT SIDE (INSIDE) VIEW



ISE Bar

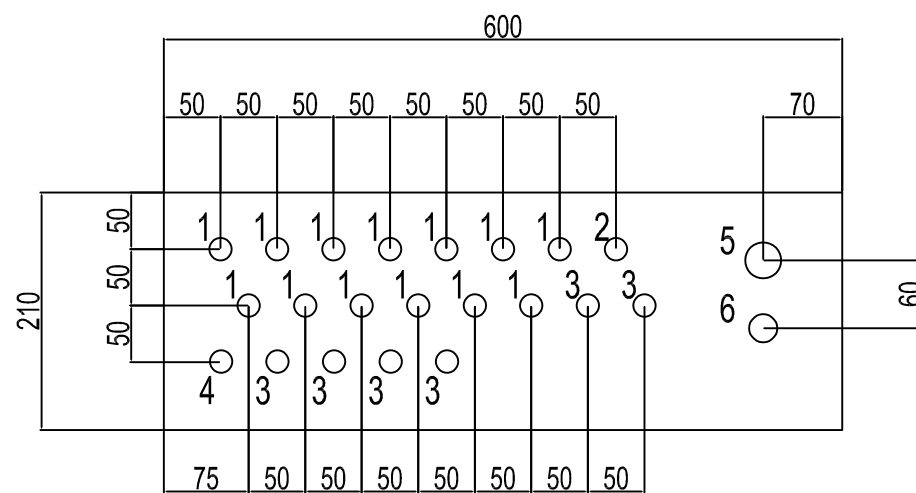
EARTHING BOSS M10

SIDE (OUTSIDE) VIEW



EARTHING BOSS M10

BOTTOM VIEW



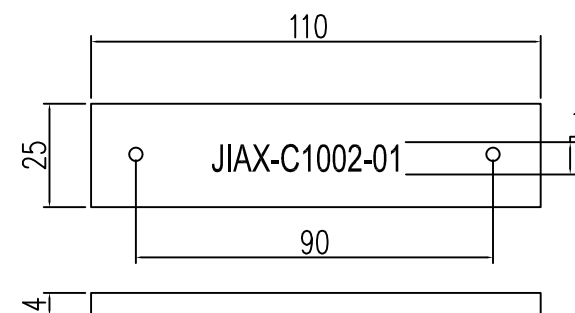
GLAND ENTRY DETAILS

- M20: 1x (Breather)
- M20: 20x
- M25: 1x
- M32: 1x

Terminal strip: X2
Make: Weidmuller
Qty: 61

Terminal strip: X3
Make: Weidmuller
Qty: 13

Nameplate for junction box
Material: ABS
Black letters on white background



- 1 = Transmitter cable - M20
- 2 = PCV cable - M20
- 3 = Spare plug - M20
- 4 = Breather / Drain - M20
- 5 = Transmitter multipair cable - M32
- 6 = PCV multipair cable - M25

GENERAL NOTES

1. Panel material: SS316
2. Ingress protection: IP-65
3. Panel dimensions: 400x400x210 mm
4. Area classification: Eex 'i' (RAL 5015) Blue
5. All spare holes are plugged with certified plugs

REFERENCE DRAWINGS	DWG.No.
xxxxxxx	xxxxxxx

REV.	DATE	PURPOSE OF ISSUE (P.O.I.)	PREP.	CHKD.	APPR.	AC.
02	14/12/21	For approval	HT	RB	RB	-
01	18/10/21	For approval	HT	RB	RB	-
00	24/11/20	For approval	HT	RB	RB	-

OWNER:	MC:	CONTRACTOR:

PROJECT: BUSHEHR PETROCHEMICAL COMPANY
MEG PLANT

DRAWING TITLE: 17B11-07A
UCP/LCP/JB GENERAL ARRANGEMENT DRAWING & TERMINAL DETAILS FOR NITROGEN GAS

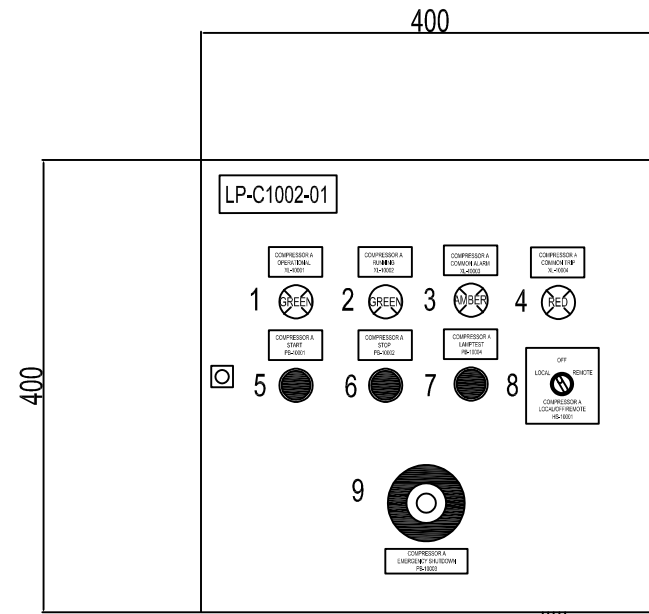
CONTRACT NO.	SCALE	SIZE	CLASS	PHASE
52-98/445	XX	A0	1	P

DOC. NO.	PROJECT	AREA	PHASE	MRQ No.	DIS.	DOC.	SEQ.	SHEET	REV. NO.
BU-20-VD-303-IN-0039	BU-20-VD-303-IN	VD	IN	0039				4 OF 6	02

THIS DRAWING IS THE PROPERTY OF AIRPACK. IT IS TO BE USED ONLY FOR THE PROJECT AND SITE SPECIFIC FOR WHICH IT IS ISSUED. IT IS NOT TO BE REPRODUCED OR COPIED IN ANY FORM OR BY ANY MEANS WITHOUT THE WRITTEN PERMISSION OF AIRPACK.

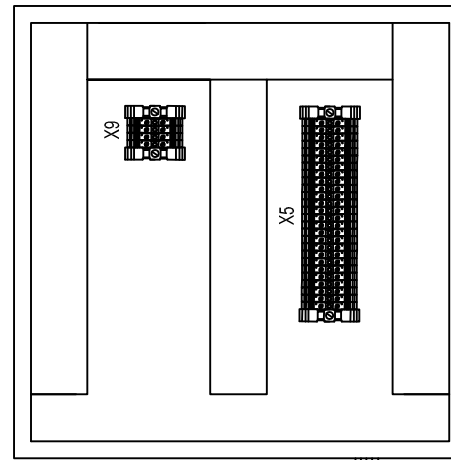
LP-C1002-01

FRONT SIDE (OUTSIDE) VIEW



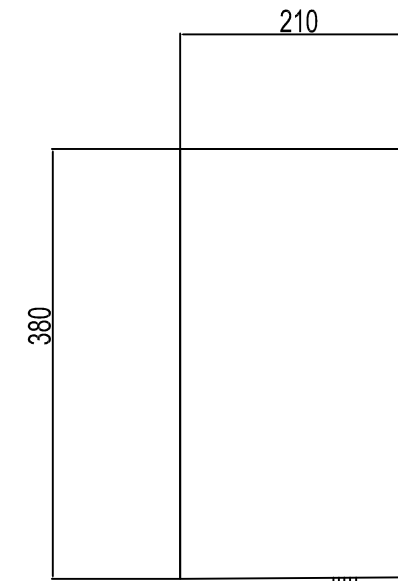
EARTHING BOSS M10

FRONT SIDE (INSIDE) VIEW



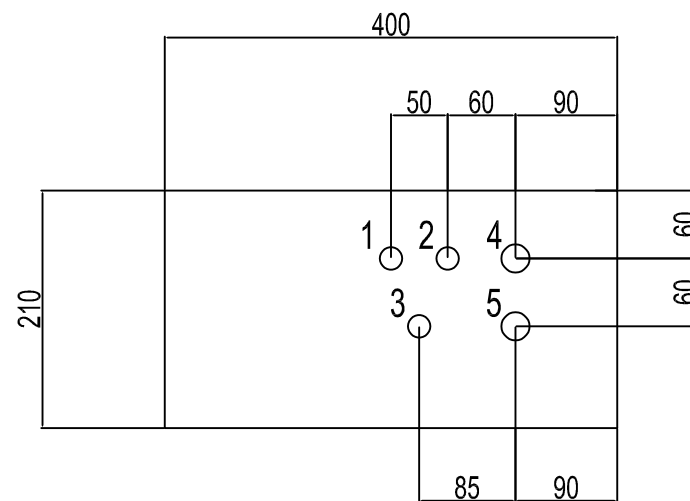
EARTHING BOSS M10

SIDE (OUTSIDE) VIEW



EARTHING BOSS M10

BOTTOM VIEW



- 1 = ESD multicore cable - M20
- 2 = Spare plug - M20
- 3 = Breather / Drain - M20
- 4 = Pushbutton / Lamps multicore cable - M25
- 5 = Spare plug - M25

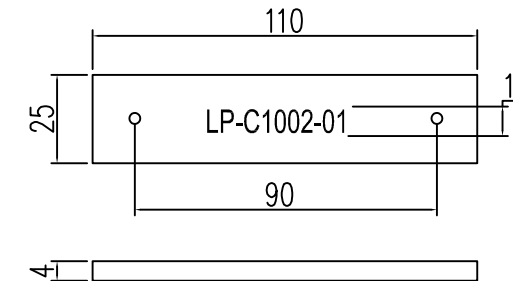
GLAND ENTRY DETAILS

- M20: 1x (Breather)
- M20: 2x
- M25: 2x

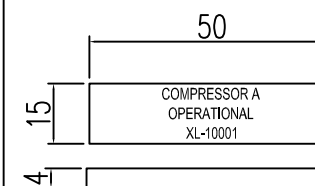
Nameplate for junction box

Material: ABS

Black letters on white background



Nameplate for components on JB door (Typical)



Nameplate for junction box
Material: ABS
Black letters on white background

GENERAL NOTES

1. Panel material: SS316
2. Ingress protection: IP-65
3. Panel dimensions: 400x400x210 mm
4. Area classification: Eex 'e' (RAL 6021) Green
5. All spare holes are plugged with certified plugs

REFERENCE DRAWINGS	DWG.No.
xxxxxxx	xxxxxxx

REV.	DATE	PURPOSE OF ISSUE (P.O.I.)	PREP.	CHKD.	APPR.	AC.
02	14/12/21	For approval		HT	RB	RB
01	18/10/21	For approval		HT	RB	RB
00	24/11/20	For approval		HT	RB	RB

OWNER:

MC:

CONTRACTOR:

PROJECT: BUSHEHR PETROCHEMICAL COMPANY MEG PLANT

DRAWING TITLE: 17B11-07A

UCP/LCP/JB GENERAL ARRANGEMENT DRAWING & TERMINAL DETAILS FOR NITROGEN GAS

CONTRACT NO. 52-95/445 SCALE XX SIZE A0 CLASS 1 PHASE P

DOCUMENT NO. PROJECT AREA PHASE MRQ No. DIS. DOC. SEQ. SHEET REV. NO.

OWNER DOC. NO.: BU-20-VD-303-IN-DWG-0039 6 OF 6 02

Modify the MC logo

THIS DRAWING IS THE PROPERTY OF AIRPACK. IT IS TO BE USED ONLY FOR THE PROJECT AND SITE SPECIFICALLY MENTIONED THEREIN. IT IS NOT TO BE REPRODUCED OR TRANSMITTED IN ANY FORM OR BY ANY MEANS, ELECTRONIC OR MECHANICAL, INCLUDING PHOTOCOPYING, RECORDING, OR BY ANY INFORMATION STORAGE AND RETRIEVAL SYSTEM, WITHOUT THE WRITTEN PERMISSION OF AIRPACK.