









OWNER:  شرکت سست و سویی ژوسو ایرانیاان (سهامی خاص)	BUSHEHR PETROCHEMICAL COMPANY MEG PLANT							EPC CONTRACTOR:  Chagalesh-Enerchimi-Steam Joint Venture BUPC-MEG PLANT PROJECT	
	UCP/LCP/JB GENERAL ARRANGEMENT DRAWING & TERMINAL DETAILS FOR EMERGENCY INSTRUMENT AIR COMPRESSOR INCL. BOM							 Netherlands	
MC :  شرکت سست و سویی ژوسو ایرانیاان (سهامی خاص)	Project	Area	Phase	Unit	Dis.	Doc.	Seq.	Contract No: 52-98/445	
Owner Document Number: 17811-07B	BU	20	VD	303	IN	DWG	0089	Rev.:	Page
								01	1 of 8

UCP/LCP/JB GENERAL ARRANGEMENT DRAWING & TERMINAL DETAILS FOR EMERGENCY INSTRUMENT AIR COMPRESSOR INCL. BOM

02	14/12/2021	For approval	HT	RB	KP		
01	19/10/2021	For approval	HT	RB	KP		
00	24/11/2020	For approval	HT	RB	KP		
Rev.	Date	Purpose of Issue	Prepared	Checked	Approved	AC Code	
						Class: 1	Phase: P

OWNER:  شرکت مست و سوبی نوسا ایرانیا (سماهی ناما)	BUSHEHR PETROCHEMICAL COMPANY MEG PLANT						EPC CONTRACTOR  Chagalesh-Enerchimi-Steam Joint Venture BUPC-MEG PLANT PROJECT		
	UCP/LCP/JB GENERAL ARRANGEMENT DRAWING & TERMINAL DETAILS FOR EMERGENCY INSTRUMENT AIR COMPRESSOR INCL. BOM						 Netherlands		
MC :  شرکت مست و سوبی نوسا ایرانیا (سماهی ناما)	Project	Area	Phase	Unit	Dis.	Doc.	Seq.	Contract No: 52-98/445	
Owner Document Number: 17811-07B	BU	20	VD	303	IN	DWG	0089	Rev.:	Page
								01	2 of 8

TABULATION OF REVISED PAGES

Page	D00	D01	D02	D03	D04
1.	X	X	X		
2.	X	X	X		
3.	X	X	X		
4.	X	X	X		
5.	X	X	X		
6.	X	X	X		
7.	X	X	X		
8.	X	X	X		
9.	X				
10.	X				
11.	X				
12.	X				
13.	X				
14.					
15.					
16.					
17.					
18.					
19.					
20.					
21.					
22.					
23.					
24.					
25.					
26.					
27.					
28.					
29.					
30.					
31.					
32.					
33.					
34.					

Page	D00	D01	D02	D03	D04
35.					
36.					
37.					
38.					
39.					
40.					
41.					
42.					
43.					
44.					
45.					
46.					
47.					
48.					
49.					
50.					
51.					
52.					
53.					
54.					
55.					
56.					
57.					
58.					
59.					
60.					
61.					
62.					
63.					
64.					
65.					
66.					
67.					

Nr	Description	Tagnumber	Make	Qty
1.	Panel power on lamp (white)	2H19	Schneider	1
2.	Display	8A9	Siemens	1
3.	Hourmeter	16U12	Bauser	1
4.	Operational lamp (green)	16H4	Schneider	1
5.	Running lamp (green)	16H6	Schneider	1
6.	Common alarm lamp (amber)	16H8	Schneider	1
7.	Common trip lamp (red)	16H10	Schneider	1
8.	Start pushbutton (green)	10S4	Schneider	1
9.	Stop pushbutton (red)	10S6	Schneider	1
10.	Accept pushbutton (black)	10S10	Schneider	1
11.	Reset pushbutton (black)	10S12	Schneider	1
12.	Lamp test pushbutton (black)	10S8	Schneider	1
13.	ESD button	3S3	Schneider	1
14.	Maintenance switch	2S2, 2S4, 2S6	Schneider	3
15.	Panel fan + outlet filter	2M11	Rittal	1
16.	PLC power supply	5M2, 5M11	Siemens	2
17.	CPU	5M3, 5M12	Siemens	2
18.	Panel light	2H10	Rittal	1
19.	Ethernet switch	5M18	Siemens	1
20.	Profibus DP module	6M2, 6M3, 7M2, 7M3	Siemens	4
21.	CP 343-1 module	6M4, 7M4	Siemens	2
22.	32 Digital input module	6M7, 7M7	Siemens	2
23.	8 Analog input module	6M9, 6M10, 7M9, 7M10	Siemens	4
24.	32 Digital output module	6M11, 7M11	Siemens	2
25.	Interface relay	3K16/17, 17K16, 18K4/6/8/10/12, 19K4/6/10, 20K14, 32K4/6/8/10/12/14, 33K4, 34K4	Phoenix contact	21
26.	ESD relay	3ESDR2, 3ESDR8	Pilz	2
27.	Miniature circuit breaker 1P+N 110VAC / 230VAC	2F9, 2F11, 2F13, 2F15, 2F17	Schneider	5
28.	Thermostat	2TH11, 2TH13	Rittal	2
29.	Panel power supply	2V15, 2V17	Phoenix contact	2
30.	Miniature circuit breaker 1P	215.1, 2F17.1	Schneider	2
31.	Loop splitter	9U4/5/6/6.1/7/8/9/10/11/12/13	Pepperl+Fuchs	11
32.	Panel heater	2U13	Rittal	1
33.	Miniature circuit breaker 1P+N 24VDC	5F2, 5F11	Schneider	2
34.	Diode	9V4, 9V4.1, 16V4/6/8/10/12/14, 17V4/6/8/10/12/14/16, 18V4/6/8/10/12, 19V4/6/10, 27V4/6/8/10/12/14, 28V4/6/8/10/12/14/16, 29V4/6/8/10/12, 30V4/6/10	Phoenix contact	44
35.	PID controller	34U2	Pepperl+Fuchs	1
36.	Quint diode	2G15	Phoenix contact	1

Nr	Description	Tagnumber	Make	Qty
X0	Terminal strip	X0...	Weidmuller	9
X1	Terminal strip	X1...	Weidmuller	10
X2	Terminal strip	X2...	Weidmuller	20
X3	Terminal strip	X3...	Weidmuller	8
X4	Terminal strip	X4...	Weidmuller	16
X5	Terminal strip	X5...	Weidmuller	26
X8	Terminal strip	X8...	Weidmuller	20
X9	Terminal strip	X9...	Weidmuller	9
X10	Terminal strip	X10...	Weidmuller	4
X11	Terminal strip	X11...	Weidmuller	4

GENERAL NOTES
 1. Tag numbers correspond with electrical diagram
 2. All the parts that are on the list in the panel layout will be included in the IOM.

REFERENCE DRAWINGS	DWG.No.
xxxxxxx	xxxxxxx

Modify the MC logo

02-14/12/21	For approval	HT	RB	RB	-	
01-19/10/21	For approval	HT	RB	RB	-	
00-24/11/20	For approval	HT	RB	RB	-	
REV.	DATE	PURPOSE OF ISSUE (P.O.I.)	PREP.	CHKD.	APPR.	AC.

OWNER:

MC:

CONTRACTOR:

PROJECT: BUSHEHR PETROCHEMICAL COMPANY
MEG PLANT

DRAWING TITLE: 17811-07B

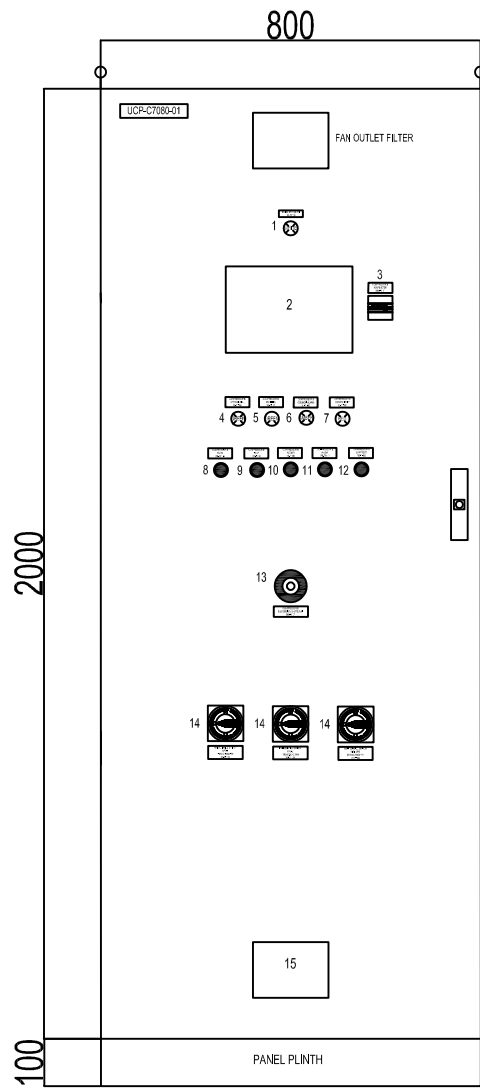
UOP/LOP/IB GENERAL ARRANGEMENT DRAWING & TERMINAL DETAILS FOR EMERGENCY INTERMEDIATE AIR COMPRESSOR

CONTRACT NO.	SCALE	SIZE	CLASS	PHASE
52-95/445	XX	A0	1	P

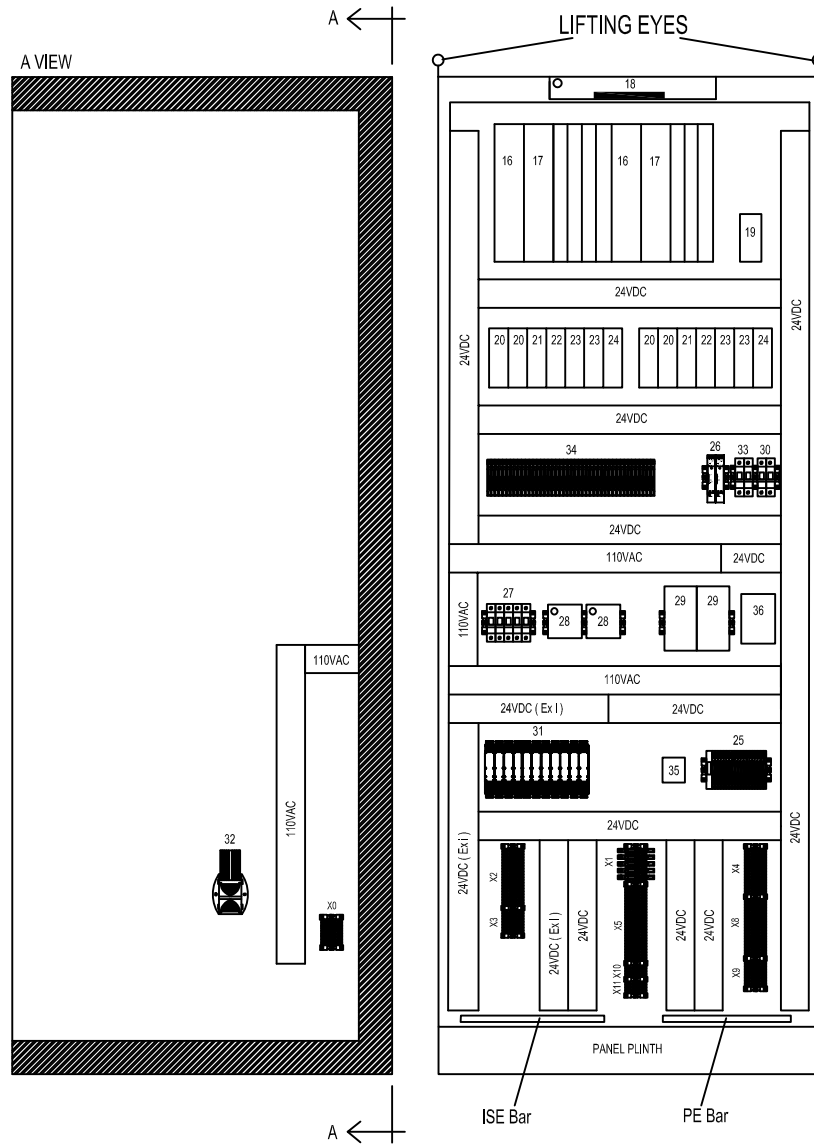
DOCUMENT NO.	PROJECT	AREA	PHASE	MRQ No.	DIS.	DOC.	SEQ.	SHEET	REV. NO.
BU-20-VD-303-IN-0089	BU-20-VD	303-IN	DWG	0089				1 OF 6	01

UCP-C7080-01

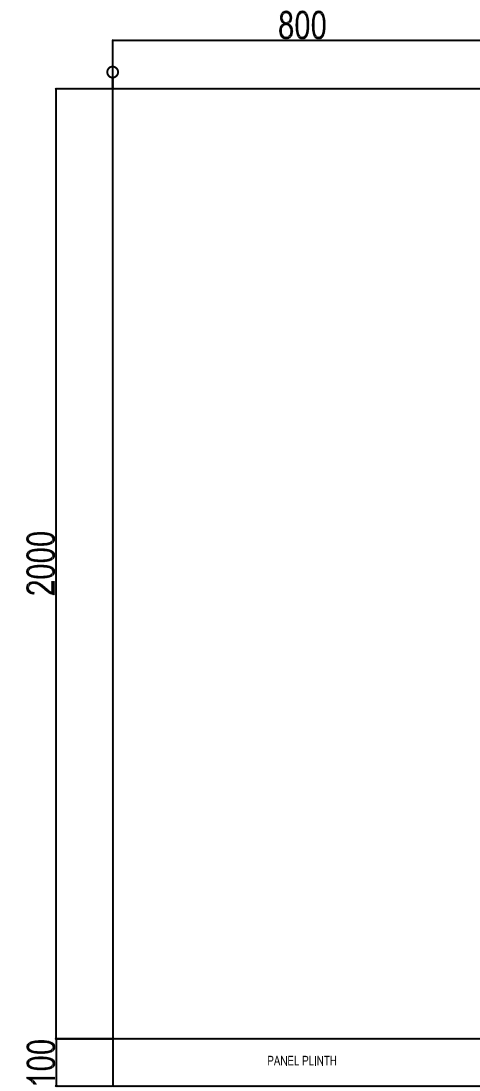
FRONT SIDE (OUTSIDE) VIEW



FRONT SIDE (INSIDE) VIEW



SIDE (OUTSIDE) VIEW



GENERAL NOTES

1. Panel material: Painted sheet steel (RAL7035)
2. Ingress protection: IP-42
3. Panel dimensions: 2100x800x800 mm
4. Area classification: Safe area
5. Drawing pocket will be included: (A3 format)

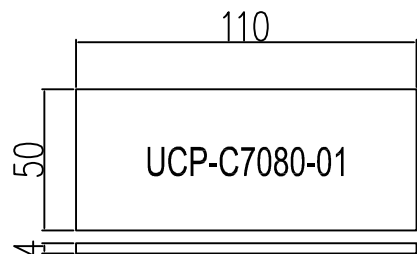
REFERENCE DRAWINGS

XXXXXXXX

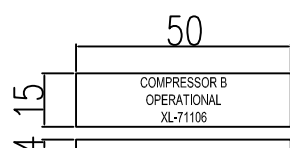
DWG.No.

XXXXXXXX

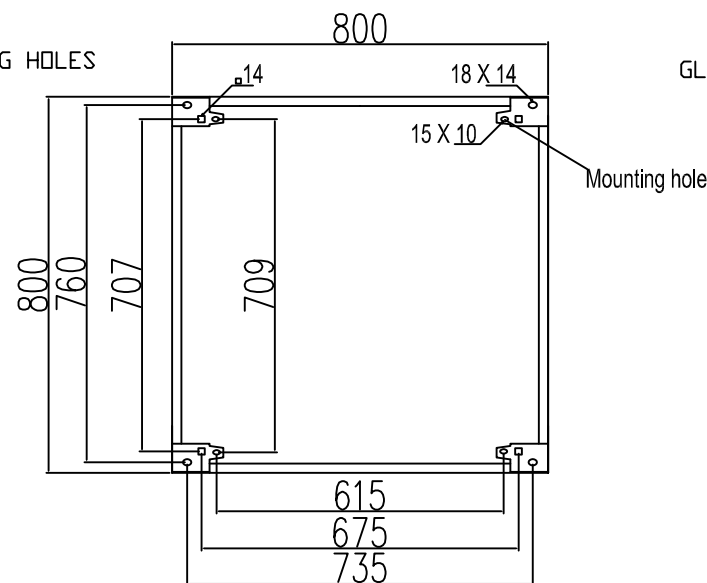
Nameplate for UCP panel



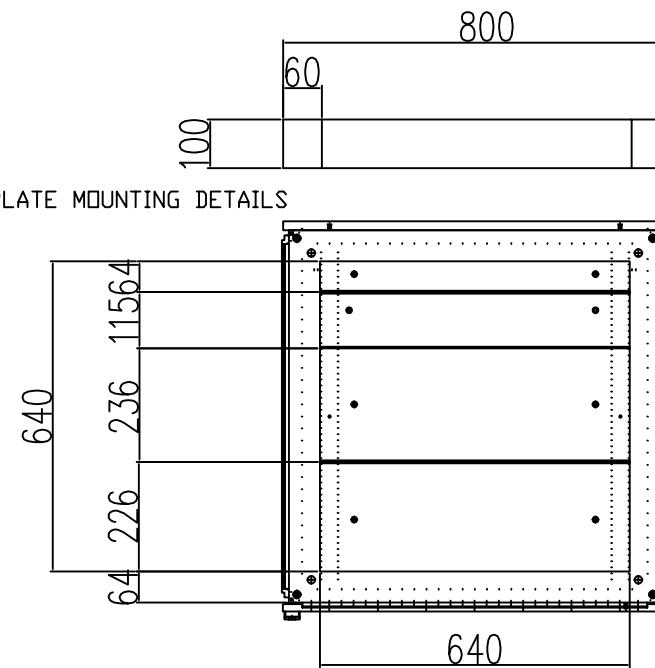
Nameplate for components on panel door
(Typical)



PLINTH FIXING HOLES



GLAND PLATE MOUNTING DETAILS



Modify the MC logo

REV.	DATE	PURPOSE OF ISSUE (P.O.I.)	PREP.	CHKD.	APPR.	AC.
02	14/10/21	For approval	HT	RB	RB	-
01	19/10/21	For approval	HT	RB	RB	-
00	24/11/20	For approval	HT	RB	RB	-

OWNER:

MC:

CONTRACTOR:

PROJECT: BUSHEHR PETROCHEMICAL COMPANY
MEG PLANT

DRAWING TITLE: 17811-07B

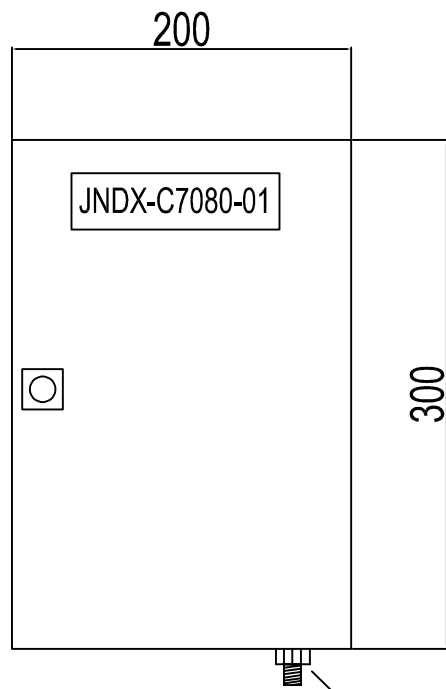
UCP/ACP/18 GENERAL ARRANGEMENT DRAWING & TERMINAL DETAILS FOR EMERGENCY INTERMITTENT AIR COMPRESSOR

CONTRACT NO.	SCALE	SIZE	CLASS	PHASE
52-28/445	XX	A0	1	P

DOCUMENT NO.	PROJECT	AREA	PHASE	MRQ No.	DIS.	DOC.	SEQ.	SHEET	REV. NO.
BU-20-10-303-IN-008	BU-20-VD-303-IN-DWG-0089							2 OF 6	01

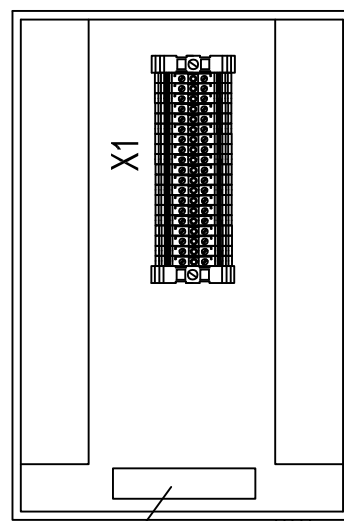
JNDX-C7080-01

FRONT SIDE (OUTSIDE) VIEW



EARTHING BOSS M10


FRONT SIDE (INSIDE) VIEW



PE Bar

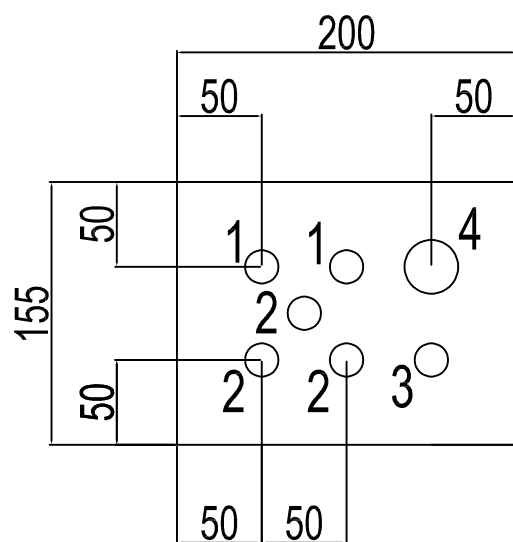
EARTHING BOSS M10

SIDE (OUTSIDE) VIEW



EARTHING BOSS M10

BOTTOM VIEW



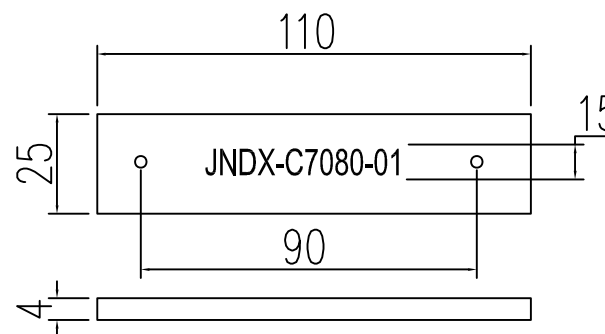
- 1 = Solenoid cable - M20
- 2 = Spare plug - M20
- 3 = Breather / Drain - M20
- 4 = Solenoid multipair cable - M32

GLAND ENTRY DETAILS

- M20: 1x (Breather)
- M20: 5x
- M32: 1x

Terminal strip: X1
Make: Weidmuller
Qty: 16

Nameplate for junction box
Material: ABS
Black letters on white background



GENERAL NOTES

1. Panel material: SS316
2. Ingress protection: IP-65
3. Panel dimensions: 200x300x155 mm
4. Area classification: Eex 'e' (RAL 6021) Green
5. All spare holes are plugged with certified plugs

REFERENCE DRAWINGS

xxxxxxx

DWG.No.

xxxxxxx

Modify the MC logo

REV	DATE	PURPOSE OF ISSUE (P.O.I)	PREP	CHKD	APPR	AC
02	14/12/21	For approval	HT	RB	RB	-
01	19/10/21	For approval	HT	RB	RB	-
00	24/11/20	For approval	HT	RB	RB	-

OWNER:

MC:

CONTRACTOR:

PROJECT: BUSHEHR PETROCHEMICAL COMPANY
MEG PLANT

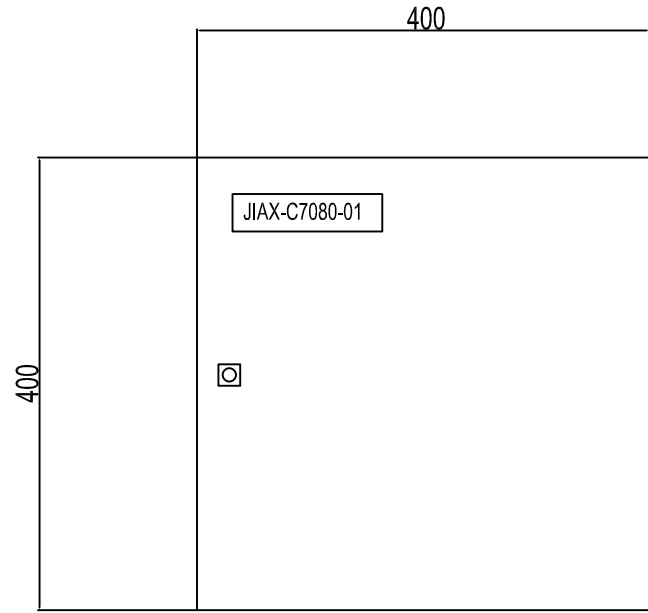
DRAWING TITLE: 17811-07B

USP/As GENERAL ARRANGEMENT DRAWING & TERMINAL DETAILS FOR EMERGENCY INSTRUMENT AIR COMPRESSOR

CONTRACT NO.	SCALE	SIZE	CLASS	PHASE					
52-28/445	XX	A0	1	P					
DOCUMENT NO.	PROJECT	AREA	PHASE	MRQ No.	DIS.	DOC.	SEQ.	SHEET	REV. NO.
BU-20-VD-303-IN-DWG-0089	BU-20-VD	303-IN	DWG	0089				3 OF 6	01

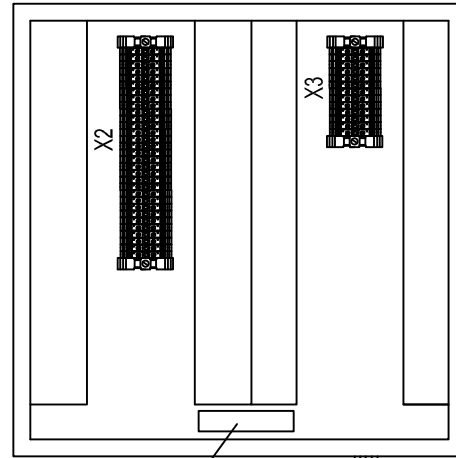
JIAX-C7080-01

FRONT SIDE (OUTSIDE) VIEW



EARTHING BOSS M10

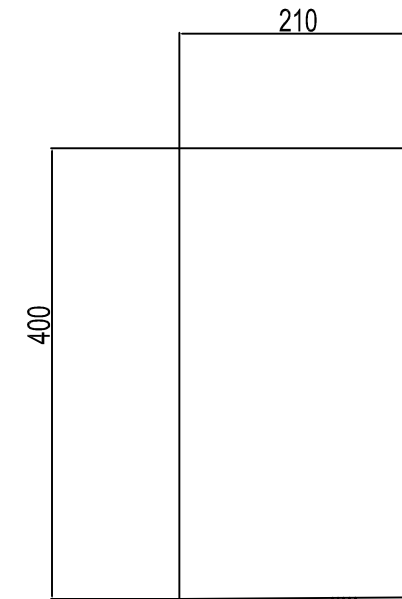
FRONT SIDE (INSIDE) VIEW



ISE Bar

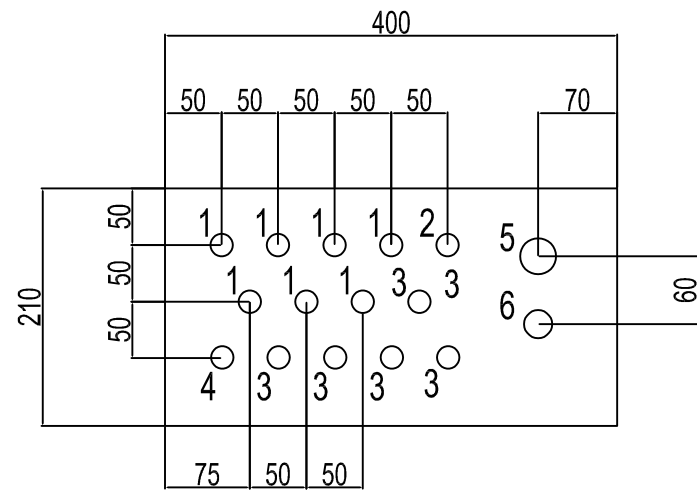
EARTHING BOSS M10

SIDE (OUTSIDE) VIEW



EARTHING BOSS M10

BOTTOM VIEW



- 1 = Transmitter cable - M20
- 2 = PCV cable - M20
- 3 = Spare plug - M20
- 4 = Breather / Drain - M20
- 5 = Transmitter multipair cable - M32
- 6 = PCV multipair cable - M25

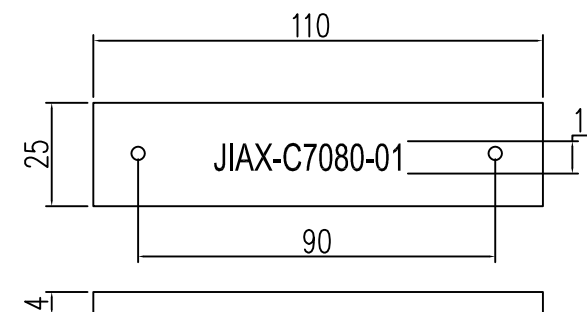
GLAND ENTRY DETAILS

- M20: 1x (Breather)
- M20: 13x
- M25: 1x
- M32: 1x

Terminal strip: X2
Make: Weidmuller
Qty: 31

Terminal strip: X3
Make: Weidmuller
Qty: 13

Nameplate for junction box
Material: ABS
Black letters on white background



GENERAL NOTES

1. Panel material: SS316
2. Ingress protection: IP-65
3. Panel dimensions: 400x400x210 mm
4. Area classification: Eex 'i' (RAL 5015) Blue
5. All spare holes are plugged with certified plugs

REFERENCE DRAWINGS	DWG.No.
xxxxxxx	xxxxxxx

REV.	DATE	PURPOSE OF ISSUE (P.O.I.)	PREP.	CHKD.	APPR.	AC.
00	14/12/21	For approval	HT	RB	RB	-
01	19/10/21	For approval	HT	RB	RB	-
00	24/11/20	For approval	HT	RB	RB	-

OWNER:	MC:	CONTRACTOR:

PROJECT: BUSHEHR PETROCHEMICAL COMPANY
MEG PLANT

DRAWING TITLE: 17B11-07B

CONTRACT NO. 52-98/445 SCALE XX SIZE A0 CLASS 1 PHASE P

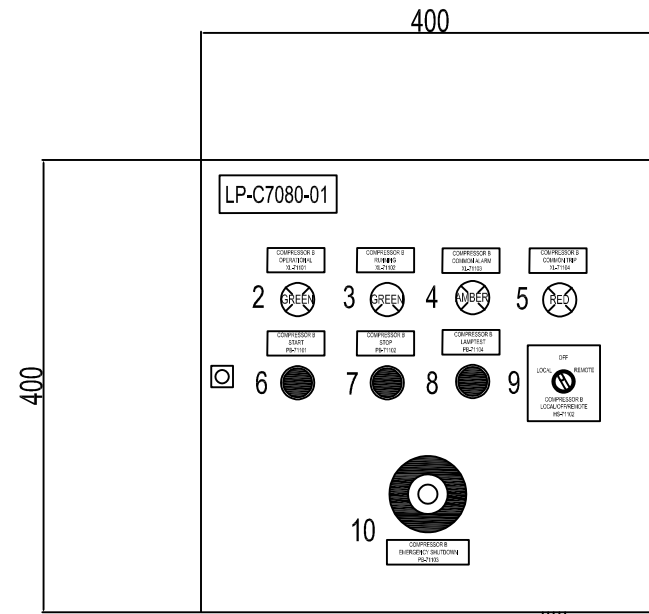
DOCUMENT NO.	PROJECT	AREA	PHASE	MRQ No.	DIS.	DOC.	SEQ.	SHEET	REV. NO.
BU-20-VD-303-IN-DWG-0089	BU-20-VD-303-IN-DWG-0089							4 OF 6	01

Modify the MC logo

REPRODUCTION OR TRANSMISSION OF THIS DOCUMENT IN WHOLE OR IN PART WITHOUT THE WRITTEN PERMISSION OF BUSHEHR PETROCHEMICAL COMPANY IS PROHIBITED.

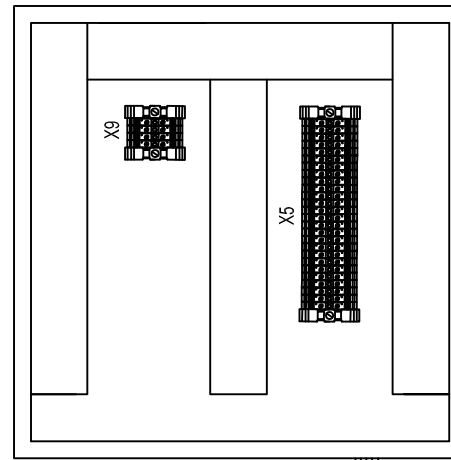
LP-C7080-01

FRONT SIDE (OUTSIDE) VIEW



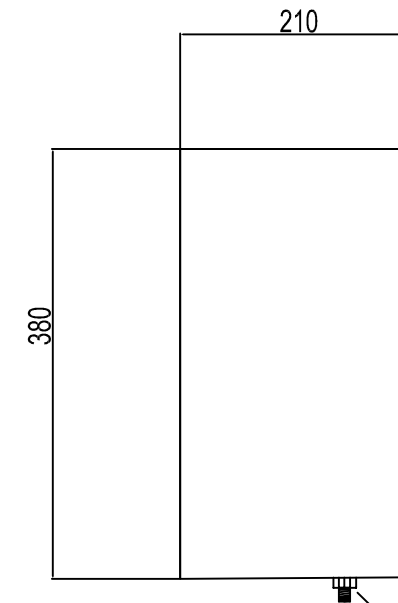
EARTHING BOSS M10

FRONT SIDE (INSIDE) VIEW



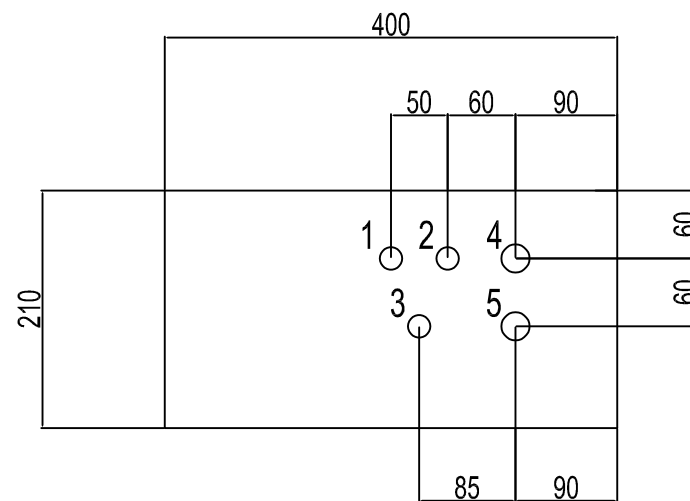
EARTHING BOSS M10

SIDE (OUTSIDE) VIEW



EARTHING BOSS M10

BOTTOM VIEW



- 1 = ESD multicore cable - M20
- 2 = Spare plug - M20
- 3 = Breather / Drain - M20
- 4 = Pushbutton / Lamps multicore cable - M25
- 5 = Spare plug - M25

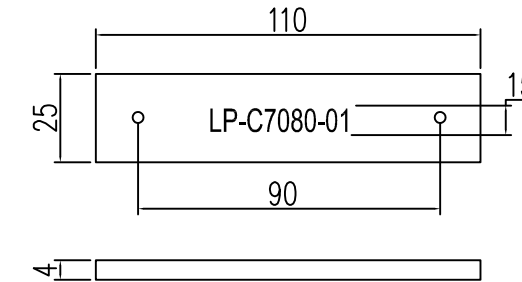
GLAND ENTRY DETAILS

- M20: 1x (Breather)
- M20: 2x
- M25: 2x


Nameplate for junction box

Material: ABS

Black letters on white background



Nameplate for components on JB door (Typical)



Nameplate for junction box
Material: ABS
Black letters on white background

GENERAL NOTES

1. Panel material: SS316
2. Ingress protection: IP-65
3. Panel dimensions: 400x400x210 mm
4. Area classification: Eex 'e' (RAL 6021) Green
5. All spare holes are plugged with certified plugs

REFERENCE DRAWINGS	DWG.No.
XXXXXXX	XXXXXXX

02	14/12/21	For approval	HT	RB	RB	-
01	19/10/21	For approval	HT	RB	RB	-
00	24/11/20	For approval	HT	RB	RB	-
REV.	DATE	PURPOSE OF ISSUE (P.O.I.)	PREP.	CHKD.	APPR.	AC.

OWNER:

MC:

CONTRACTOR:

PROJECT: BUSHEHR PETROCHEMICAL COMPANY MEG PLANT

DRAWING TITLE: 17811-07B

UOP/OP/AB GENERAL ARRANGEMENT DRAWING & TERNAL DETAILS FOR EMERGENCY DISTURBT AIR COMPRESSOR

CONTRACT NO.	SCALE	SIZE	CLASS	PHASE					
52-95/445	XX	A0	1	P					
DOCUMENT NO.	PROJECT	AREA	PHASE	MRQ No.	DIS.	DOC.	SEQ.	SHEET	REV. NO.
BU-20-VD-303-008-008	BU-20-VD	303-IN	DWG	0089	6	OF	6	01	

COPYING OR REPRODUCTION OF THIS DOCUMENT IS PROHIBITED WITHOUT THE WRITTEN PERMISSION OF AIRPACK