









OWNER:  شرکت سست و سویی گیس ایرپاک (سهامی خاص)	<b>BUSHEHR PETROCHEMICAL COMPANY MEG PLANT</b>							EPC CONTRACTOR:  Chagalesh-Enerchimi-Steam Joint Venture BUPC-MEG PLANT PROJECT	
MC :  شرکت سست و سویی گیس ایرپاک (سهامی خاص)	<b>INSTRUMENT CABLE LIST &amp; SHEDULE FOR EMERGENCY INSTRUMENT AIR COMPRESSOR</b>							 Netherlands	
<b>Owner Document Number: 17811-53B</b>								<b>Project</b> BU	<b>Area</b> 20
								<b>Rev.:</b> 02	<b>Page</b> 1 of 3

# INSTRUMENT CABLE LIST & SHEDULE FOR EMERGENCY INSTRUMENT AIR COMPRESSOR

Rev.	Date	Purpose of Issue	Prepared	Checked	Approved	AC Code
02	06/01/2022	Approved for Construction	AS	RB	KP	
01	10/12/2021	For approval	AS	RB	KP	
00	20/10/2021	For approval	WZ	RB	KP	
<b>Class: 1      Phase: P</b>						

<b>OWNER:</b>  شرکت مست و سوبی نوسه ایرانیاان (سهامی خاص)	<b>BUSHEHR PETROCHEMICAL COMPANY MEG PLANT</b>						<b>EPC CONTRACTOR</b>  Chagalesh-Enerchimi-Steam Joint Venture BUPC-MEG PLANT PROJECT		
	<b>INSTRUMENT CABLE LIST &amp; SHEDULE FOR EMERGENCY INSTRUMENT AIR COMPRESSOR</b>						 Netherlands		
<b>MC :</b>  شرکت مست و سوبی نوسه ایرانیاان (سهامی خاص)	<b>Project</b>	<b>Area</b>	<b>Phase</b>	<b>Unit</b>	<b>Dis.</b>	<b>Doc.</b>	<b>Seq.</b>	<b>Contract No: 52-98/445</b>	
<b>Owner Document Number: 17811-53B</b>	BU	20	VD	303	EL	LST	0088	<b>Rev.:</b>	<b>Page</b>
								02	2 of 3

### TABULATION OF REVISED PAGES

Page	D00	D01	D02	D03	D04
1.	X	X	X		
2.	X	X	X		
3.	X	X	X		
4.					
5.					
6.					
7.					
8.					
9.					
10.					
11.					
12.					
13.					
14.					
15.					
16.					
17.					
18.					
19.					
20.					
21.					
22.					
23.					
24.					
25.					
26.					
27.					
28.					
29.					
30.					
31.					
32.					
33.					
34.					

Page	D00	D01	D02	D03	D04
35.					
36.					
37.					
38.					
39.					
40.					
41.					
42.					
43.					
44.					
45.					
46.					
47.					
48.					
49.					
50.					
51.					
52.					
53.					
54.					
55.					
56.					
57.					
58.					
59.					
60.					
61.					
62.					
63.					
64.					
65.					
66.					
67.					

SI	FROM	TO	GLAND SIZE	CABLE NAME	TO BOARD / INSTRUMENT	TERM . STRIP	TERMINAL	GLAND SIZE	LOCATION	CABLE mm2	ARM/UNARM.	SHEATH COLOR	PROTECTION	CABLE TYPE	FUNCTION	SCOPE
1	<b>COMPRESSOR 20-C-7080 UCP-C7080-01</b>															
2	LP-C7080-01	UCP-C7080-01	M25-B	FCNDX-C7080-LCP01	UCP-C7080-01	X9	1..4	M25-B	FIELD	5Px0,75	ARMOUR	Gray, Red strip	NIS	DN05AS	COMPRESSOR B EMERGENCY SHUTDOWN	CUSTOMER
3	CUSTOMER ( ESD SYSTEM)	UCP-C7080-01	N/A	ICNDE-C7080-01	UCP-C7080-01	X9	5..9	N/A	FIELD	5Px0,75	UNARMOUR	Gray, Red strip	NIS	DN05S	EMERGENCY SHUTDOWN FROM CUSTOMER	CUSTOMER
4	JNDX-C7080-01	UCP-C7080-01	M25-B	FCNDX-C7080-01	UCP-C7080-01	X1	1...10	M25-B	FIELD	5Px2,5	ARMOUR	Gray	NIS	VN05A	SOLENOIDS CONNECTION	CUSTOMER
5	FCS	UCP-C7080-01	N/A	ICNLX-C7080-01	UCP-C7080-01	X4	1...8	N/A	FIELD	4Px23AWG	ARMOUR	Gray	NIS	LN04A	SERIAL COMMUNICATION TO CUSTOMER MODBUS TCP/IP	CUSTOMER
6	FCS	UCP-C7080-01	N/A	ICNLX-C7080-02	UCP-C7080-01	X4	9...16	N/A	FIELD	4Px23AWG	ARMOUR	Gray	NIS	LN04A	SERIAL COMMUNICATION TO CUSTOMER MODBUS TCP/IP	CUSTOMER
7	LP-C7080-01	UCP-C7080-01	M25-B	FCNDX-C7080-LCP02	UCP-C7080-01	X5	1..26	M25-B	FIELD	10Px0,75	ARMOUR	Gray	NIS	DN10A	DIGITAL INPUTS CONNECTION	CUSTOMER
8	JIAX-C7080-01	UCP-C7080-01	M32-C	FCIAX-C7080-01	UCP-C7080-01	X2	1...20	M32-C	FIELD	10Px0,75	ARMOUR	Light Blue	IS	AI10A	ANALOG INPUTS CONNECTION	CUSTOMER
9	PD-C-7080-01	UCP-C7080-01	M25-B	ICNDX-C7080-PDP	UCP-C7080-01	X8	1...20	M25-B	FIELD	10Px0,75	ARMOUR	Gray	NIS	DN10A	SIGNALS FROM/TO DISTRIBUTION BOARD	CUSTOMER
10	FCS	UCP-C7080-01	N/A	ICNDF-C7080-01	UCP-C7080-01	X11	1..4	N/A	FIELD	10Px0,75	UNARMOUR	Gray	NIS	DN10A	SIGNALS FROM/TO FCS	CUSTOMER
11	<b>COMPRESSOR 20-C-7080 JNDX-C7080-01</b>															
12	JNDX-C7080-01	XY-71101	M20-A	XY-71101	JNDX-C7080-01	X1	1-2	M20-A	FIELD	1Px2,5	ARMOUR	Gray	NIS	VN01A	COMPRESSOR B INLET SOLENOID VALVE XY-71101	AIRPACK
13	JNDX-C7080-01	XY-71102	M20-A	XY-71102	JNDX-C7080-01	X1	3-4	M20-A	FIELD	1Px2,5	ARMOUR	Gray	NIS	VN01A	COMPRESSOR B COOLING WATER INLET SOLENOID VALVE XY-71102	AIRPACK
14	<b>COMPRESSOR 20-C-7080 JIAX-C7080-01</b>															
15	JIAX-C7080-01	PIT-71103	M20-O	PIT-71103	JIAX-C7080-01	X2	1+1,-1SCR	M20-O	FIELD	1Px1,5	ARMOUR	Light Blue	IS	AI01A	COMPRESSOR A INLET PRESSURE PIT-71103	AIRPACK
16	JIAX-C7080-01	PIT-71104	M20-O	PIT-71104	JIAX-C7080-01	X2	2+2,-2SCR	M20-O	FIELD	1Px1,5	ARMOUR	Light Blue	IS	AI01A	COMPRESSOR A OIL SYSTEM PRESSURE PIT-71104	AIRPACK
17	JIAX-C7080-01	PIT-71107	M20-O	PIT-71107	JIAX-C7080-01	X2	3+3,-3SCR	M20-O	FIELD	1Px1,5	ARMOUR	Light Blue	IS	AI01A	COMPRESSOR A OUTLET PRESSURE PIT-71107	AIRPACK
18	JIAX-C7080-01	TIT-71101	M20-O	TIT-71101	JIAX-C7080-01	X2	4+4,-4SCR	M20-O	FIELD	1Px1,5	ARMOUR	Light Blue	IS	AI01A	COMPRESSOR A INLET TEMPERATURE TIT-71101	AIRPACK
19	JIAX-C7080-01	TIT-71102	M20-O	TIT-71102	JIAX-C7080-01	X2	5+5,-5SCR	M20-O	FIELD	1Px1,5	ARMOUR	Light Blue	IS	AI01A	COMPRESSOR A UPSTREAM AFTER COOLER TEMPERATURE TIT-71102	AIRPACK
20	JIAX-C7080-01	FT-71101	M20-O	FT-71101	JIAX-C7080-01	X2	6+6,-6SCR	M20-O	FIELD	1Px1,5	ARMOUR	Light Blue	IS	AI01A	COMPRESSOR A COOLING WATER OUTLET FLOW FT-71101	AIRPACK
21	JIAX-C7080-01	VT-71101	M20-O	VT-71101	JIAX-C7080-01	X2	7+7,-7SCR	M20-O	FIELD	1Px1,5	ARMOUR	Light Blue	IS	AI01A	COMPRESSOR A BEARING VIBRATION VT-71101	AIRPACK
22	JIAX-C7080-01	PV-71101	M20-O	PV-71101	JIAX-C7080-01	X3	+1,-1, 1SCR	M20-O	FIELD	1Px1,5	ARMOUR	Light Blue	IS	AI01A	COMPRESSOR A BEARING VIBRATION VT-71101	AIRPACK
23	<b>COMPRESSOR 20-C-7080 PD-C-7080-01</b>															
24	FIELD	PT-100	M20-O	PT-100	PD-C-7080-01	X10	1...2	M20-O	FIELD	2Cx1	ARMOUR	Gray	NIS	RN02CA	COMPRESSOR A OIL SYSTEM PT-100	AIRPACK

Notes: Document according to "BU-20-D-000-IN-DSH-628-04 DATA SHEET FOR INSTRUMENT CABLES". The cable tag numbers are according to the wiring diagram for internal cables.