





OWNER:  شرکت سست و سویی آوند ایرانیان (سهایی نایان)	BUSHEHR PETROCHEMICAL COMPANY MEG PLANT						EPC CONTRACTOR:  Chagalesh-Enerchimi-Steam Joint Venture BUPC-MEG PLANT PROJECT		
	MC :  شرکت سست و سویی آوند ایرانیان اصول نایان	PIPING LINE LIST NITROGEN GAS BOOSTER							
Project								Area	Phase
Owner Document Number: 17811-77A	BU	20	VD	303	PR	LST	0065	Rev.:	Page
								03	1 of 3

PIPING LINE LIST NITROGEN GAS BOOSTER

Rev.	Date	Purpose of Issue	Prepared	Checked	Approved	AC Code
03	23/02/2022	Approve For Construction	DH	KP	JR	
02	04/11/2021	Approve For Construction	KP	PW	JR	
01	14/10/2021	For approval	KP	PW	JR	
00	13/09/2021	For approval	KP	PW	JR	
					Class: 1	Phase: P

Piping Line List



Line no.	Line description	P&ID Number	Line size	Schedule	Ende	Pipe material	Flange	Flange Material	Operating press.	Design press.	Operating temp.	Design temp.	Insulation	Tie in Point	Type of insulation
2"-NL-1001-511C(N)	Nitrogen Compressor inlet	BU-20-VD-303-PR-DWG-0013	2"	STD	BE	A106 GR.B, SMLS	WN 150# RF	A105N, ASME	7 / 8 / 9 bar(a)	13,5 bar(a)	5 to 55°C	0 to 85°C	Not Insulated	TP-1	
2"-NL-1002-539D(N)	Interstage	BU-20-VD-303-PR-DWG-0013	2"	STD	BE	A106 GR.B, SMLS	WN 300# RF	A105N, ASME	14,5 bar(a)	16 bar(g)	134° C	170°C	Not Insulated		
2"-NL-1003-539D(N)	Nitrogen Compressor outlet	BU-20-VD-303-PR-DWG-0013	2"	STD	BE	A106 GR.B, SMLS	WN 300# RF	A105N, ASME	23,5 bar(g)	25 bar(g)	52°C	0 to 85°C	Not Insulated	TP-2	
2"-CWS-1004-501C(N)	main cooling water supply	BU-20-VD-303-PR-DWG-0013	2"	STD	BE	A106 GR.B, SMLS	WN 150# RF	A105N, ASME	4,5 bar(g)	10 bar(g)	35°C	0 to 100°C	Not Insulated	TP-3	
11/2"-CWS-1005-501C(N)	after cooler cws	BU-20-VD-303-PR-DWG-0013	11/2"	STD	BE	A106 GR.B, SMLS	WN 150# RF	A105N, ASME	4,5 bar(g)	10 bar(g)	35°C	0 to 100°C	Not Insulated		
11/2"-CWS-1006-501C(N)	inter cooler cws	BU-20-VD-303-PR-DWG-0013	11/2"	STD	BE	A106 GR.B, SMLS	WN 150# RF	A105N, ASME	4,5 bar(g)	10 bar(g)	35°C	0 to 100°C	Not Insulated		
3/4"-CWS-1007-501C(N)	compressor cylinder cws	BU-20-VD-303-PR-DWG-0013	3/4"	STD	BE	A106 GR.B, SMLS	WN 150# RF	A105N, ASME	4,5 bar(g)	10 bar(g)	35°C	0 to 100°C	Not Insulated		
3/4"-CWR-1008-500C(N)	compressor cylinder cwr	BU-20-VD-303-PR-DWG-0013	3/4"	STD	BE	A106 GR.B, SMLS	WN 150# RF	A105N, ASME	2,5 bar(g)	10 bar(g)	45°C	0 to 100°C	Not Insulated		
11/2"-CWR-1009-500C(N)	inter cooler cwr	BU-20-VD-303-PR-DWG-0013	11/2"	STD	BE	A106 GR.B, SMLS	WN 150# RF	A105N, ASME	2,5 bar(g)	10 bar(g)	45°C	0 to 100°C	Not Insulated		
11/2"-CWR-1010-500C(N)	after cooler cwr	BU-20-VD-303-PR-DWG-0013	11/2"	STD	BE	A106 GR.B, SMLS	WN 150# RF	A105N, ASME	2,5 bar(g)	10 bar(g)	45°C	0 to 100°C	Not Insulated		
2"-CWR-1011-501C(N)	main cooling water return	BU-20-VD-303-PR-DWG-0013	2"	STD	BE	A106 GR.B, SMLS	WN 150# RF	A105N, ASME	2,5 bar(g)	10 bar(g)	45°C	0 to 100°C	Not Insulated	TP-4	

NOTE: