










OWNER:  شرکت سست و سوزنی آوند ایرانیان (سهانی نفاذ)	BUSHEHR PETROCHEMICAL COMPANY MEG PLANT						EPC CONTRACTOR:  Chagalesh-Enerchimi-Steam Joint Venture BUPC-MEG PLANT PROJECT		
	Vendor Print Index & Schedule (VPIS) For Reciprocating Compressors & Nitrogen Gas Booster							 Contract No : 52-98/445	
MC :  شرکت سست و سوزنی آوند ایرانیان (سهانی نفاذ)	Project	Area	Phase	Unit	Dis.	Doc.	Seq.	Contract No : 52-98/445	
Owner Document Number: 17811-01	BU	20	VD	303	DC	DCI	0001	Rev.:	Page
								06	1 of 4

Vendor Print Index & Schedule (VPIS) For Reciprocating Compressors & Nitrogen Gas Booster

06	24/02/2022	Final Issue	MC	KP	JR	
05	14/01/2022	Final Issue	MC	KP	JR	
04	18/10/2021	Final Issue	MC	KP	JR	
03	07/09/2021	Final Issue	MC	KP	JR	
02	22/07/2021	Final Issue	MC	KP	JR	
01	03/06/2021	For approval	MC	KP	JR	
00	03/11/2020	For approval	MC	KP	JR	
Rev.	Date	Purpose of Issue	Prepared	Checked	Approved	AC Code
					Class: 1	Phase: P

 BUSHEHR PETROCHEMICAL COMPANY											
Document Number		Doc. Title:		Rev.							
BU-20-VD-303-DC-DCI-0001		Vendor Print Index & Schedule(VPIS) For Reciprocating Compressors		06							
Vendor Name:		Order Description:		Reciprocating Compressors							
P.O. Number:		Issue Date:		24/02/2022							
No.	Client Document Number	Vendor Document Number	Discipline*	Doc. Size	Document Description	Doc. Class (1/2/3)	MC / Client Class	1st Issue Date (Sample : 04-Dec-11)	AFC Plan Issue Date (Sample : 04-Dec-11)	Doc Weight%	Remarks
1	BU-20-VD-303-DC-DCI-0001	BU-20-VD-303-DC-DCI-0001	ME/QC	A4	Vendor Print Index & Schedule (VPIS) For Reciprocating Compressors & Nitrogen Gas Booster	1	1	4-Jun-21			
2	BU-20-VD-303-PE-LST-0002	BU-20-VD-303-PE-LST-0002	PE	A4	SUB VENDOR LIST	1	1	11-Jun-21			
3	BU-20-VD-303-PC-SCM-0003	BU-20-VD-303-PC-SCM-0003	PC	A4	TIME SCHEDULE	1	2	17-Aug-21			
4	BU-20-VD-303-PC-MPP-0004	BU-20-VD-303-PC-MPP-0004	PC	A4	MONTHLY PROGRESS REPORT	2	2	MONTHLY			
5	BU-20-VD-303-QC-ITP-0005	BU-20-VD-303-QC-ITP-0005	QC	A4	Inspection and Test Plan (ITP) For Reciprocating Compressor-MEG-303	1	1	18-Jun-21			
6	BU-20-VD-303-QC-PRC-0006	BU-20-VD-303-QC-PRC-0006	QC	A4	HYDROSTATIC / PNEUMATIC TEST PROCEDURE	1	2	16-Nov-20			
7	BU-20-VD-303-QC-PRC-0007	BU-20-VD-303-QC-PRC-0007	QC	A4	NDE PROCEDURE	1	2	8-Dec-20			
8	BU-20-VD-303-PE-PRC-0008	BU-20-VD-303-PE-PRC-0008	PE	A4	PACKING, MARKING, SHIPPING AND PRESERVATION PROCEDURE	1	2	30-Sep-21			INCLUDING WELDING MAP & N.D.T. TABLE LIST
9	BU-20-VD-303-QC-PRC-0009	BU-20-VD-303-QC-PRC-0009	QC	A4	COMPRESSOR FAT TEST PROCEDURE	1	2	30-Jul-21			INCLUDING PERFORMANCE TEST PROCEDURE AND MECHANICAL RUNNING TEST PROCEDURE
10	BU-20-VD-303-PI-DCR-0010	BU-20-VD-303-PI-DCR-0010	PI	A4	SURFACE PREPARATION & PAINTING PROCEDURE	1	2	5-Jun-21			
11	BU-20-VD-303-QC-WPS-0011	BU-20-VD-303-QC-WPS-0011	QC	A4	WPS PROCEDURE	1	2	16-Jan-20			
12	BU-20-VD-303-ME-MNL-0012	BU-20-VD-303-ME-MNL-0012	ME	A4	INSTALLATION, OPERATION & MAINTENANCE MANUAL	1	2	AFTER FAT			
13	BU-20-VD-303-PR-DWG-0013	BU-20-VD-303-PR-DWG-0013	PR	A3	P&ID FOR NITROGEN GAS BOOSTER	1	1	11-Jun-21			
14	BU-20-VD-303-PR-LST-0014	BU-20-VD-303-PR-LST-0014	PR	A3	UTILITY CONSUMPTION LIST FOR NITROGEN GAS BOOSTER	1	2	25-Aug-21			
15	BU-20-VD-303-IN-DSH-0015	BU-20-VD-303-IN-DSH-0015	IN	A4	CALCULATION & DATA SHEET OF SAFETY VALVE FOR NITROGEN GAS	1	2	16-Aug-21			
16	BU-20-VD-303-ME-CAL-0016	BU-20-VD-303-ME-CAL-0016	ME	A4	AFTER COOLER MECHANICAL STRENGTH CALCULATION FOR NITROGEN GAS BOOSTER	1	2	30-Aug-21			
17	BU-20-VD-303-ME-DSH-0017	BU-20-VD-303-ME-DSH-0017	ME	A4	AFTER COOLER MECHANICAL DATA SHEET FOR NITROGEN GAS BOOSTER	1	2	16-Jul-21			
18	BU-20-VD-303-ME-DWG-0018	BU-20-VD-303-ME-DWG-0018	ME	A4	AFTER COOLER DETAIL DRAWING FOR NITROGEN GAS BOOSTER	1	2	2-Sep-21			
19	BU-20-VD-303-ME-DSH-0019	BU-20-VD-303-ME-DSH-0019	ME	A4	MAIN OIL PUMP MECHANICAL DATA SHEET FOR NITROGEN GAS BOOSTER	1	2	23-Aug-21			
20	BU-20-VD-303-ME-DSH-0020	BU-20-VD-303-ME-DSH-0020	ME	A4	LUBE OIL SYSTEM FILTER MECHANICAL DATA SHEET FOR NITROGEN GAS BOOSTER	1	2	23-Aug-21			
21	BU-20-VD-303-EL-DWG-0021	BU-20-VD-303-EL-DWG-0021	EL	A4	LUBE OIL SYSTEM HEATER DATA SHEET AND DRAWING FOR NITROGEN GAS BOOSTER	1	2	23-Aug-21			
22	BU-20-VD-303-ME-DSH-0022	BU-20-VD-303-ME-DSH-0022	EL	A4	MECHANICAL DATA SHEET FOR NITROGEN GAS BOOSTER	1	1	16-Jul-21			
23	BU-20-VD-303-ME-DWG-0023	BU-20-VD-303-ME-DWG-0023	ME	A3	GENERAL ARRANGEMENT DRAWING FOR NITROGEN GAS BOOSTER	1	1	30-Jul-21			
24	BU-20-VD-303-ME-DWG-0024	BU-20-VD-303-ME-DWG-0024	ME	A3	RECIPROCATING COMPRESSOR DETAIL DRAWING WITH PARTS LIST FOR NITROGEN GAS BOOSTER	1	2	17-Aug-21			
25	BU-20-VD-303-ME-LST-0025	BU-20-VD-303-ME-LST-0025	ME	A4	LUBRICANT LIST AND MATERIAL SAFETY DATA SHEET	1	2	17-Sep-21			
26	BU-20-VD-303-ME-CAL-0026	BU-20-VD-303-ME-CAL-0026	ME	A4	PULSATION DAMPER MECHANICAL STRENGTH CALCULATION FOR NITROGEN GAS BOOSTER	1	2	30-Aug-21			
27	BU-20-VD-303-ME-DSH-0027	BU-20-VD-303-ME-DSH-0027	ME	A4	PULSATION DAMPER MECHANICAL DATA SHEET FOR NITROGEN GAS BOOSTER	1	2	23-Jul-21			
28	BU-20-VD-303-ME-DSH-0028	BU-20-VD-303-ME-DSH-0028	ME	A4	PULSATION DAMPER MECHANICAL DATA SHEET FOR EMERGENCY INSTRUMENT AIR COMPRESSOR	1	2	16-Aug-21			
29	BU-20-VD-303-ME-DWG-0029	BU-20-VD-303-ME-DWG-0029	ME	A3	ALL EQUIPMENT NAME PLATE DRAWING	1	2	7-Sep-21			
30	BU-20-VD-303-PI-DWG-0030	BU-20-VD-303-PI-DWG-0030	PI	A3	3D MODEL FOR NITROGEN GAS BOOSTER	1	1	23-Jul-21			
31	BU-20-VD-303-ME-DSH-0031	BU-20-VD-303-ME-DSH-0031	ME	A4	DATA SHEET & DRAWINGS FOR STRAINERS FOR NITROGEN GAS BOOSTER	1	2	9-Jul-21			
32	BU-20-VD-303-IN-INK-0032	BU-20-VD-303-IN-INK-0032	IN	A4	INSTRUMENT INDEX FOR NITROGEN GAS BOOSTER	1	2	9-Jul-21			
33	BU-20-VD-303-IN-DWG-0033	BU-20-VD-303-IN-DWG-0033	IN	A3	INSTRUMENT HOOK UP DRAWING FOR NITROGEN GAS BOOSTER	1	2	18-Jun-21			
34	BU-20-VD-303-IN-LST-0034	BU-20-VD-303-IN-LST-0034	IN	A3	I/O LIST FOR NITROGEN GAS BOOSTER	1	2	14-Aug-21			
35	BU-20-VD-303-IN-DIG-0035	BU-20-VD-303-IN-DIG-0035	IN	A3	LOGIC DIAGRAMS-PROGRAM OF UCP - COMPRESSOR SHUT DOWN LOGIC DRAWING FOR NITROGEN GAS BOOSTER	1	2	17-Sep-21			
36	BU-20-VD-303-IN-DIG-0036	BU-20-VD-303-IN-DIG-0036	IN	A3	LOOP DIAGRAM FOR NITROGEN GAS BOOSTER	1	2	30-Aug-21			
37	BU-20-VD-303-IN-LST-0037	BU-20-VD-303-IN-LST-0037	IN	A4	TRIP & ALARM SETPOINT LIST FOR NITROGEN GAS BOOSTER	1	2	17-Sep-21			
38	BU-20-VD-303-IN-LST-0038	BU-20-VD-303-IN-LST-0038	IN	A4	INSTRUMENT CABLE LIST & SCHEDULE FOR NITROGEN GAS BOOSTER	1	2	30-Jul-21			
39	BU-20-VD-303-IN-DWG-0039	BU-20-VD-303-IN-DWG-0039	IN	A4	UCP/LCP/IB GENERAL ARRANGEMENT DRAWING & TERMINAL DETAILS FOR NITROGEN GAS BOOSTER INCL. BOM	1	2	30-Jul-21			
40	BU-20-VD-303-IN-DSH-0040	BU-20-VD-303-IN-DSH-0040	IN	A4	INSTRUMENT DATA SHEET FOR NITROGEN GAS BOOSTER	1	2	16-Jul-21			
41	BU-20-VD-303-IN-DSH-0041	BU-20-VD-303-IN-DSH-0041	IN	A4	CALCULATION & DATA SHEET OF CONTROL VALVES / ON-OFF VALVES FOR NITROGEN GAS BOOSTER	1	2	16-Jul-21			
42	BU-20-VD-303-PR-LST-0042	BU-20-VD-303-PR-LST-0042	PR	A3	CAUSE & EFFECT CHART LIST FOR NITROGEN GAS BOOSTER	1	2	25-Sep-21			
43	BU-20-VD-303-IN-DIG-0043	BU-20-VD-303-IN-DIG-0043	EL/IN	A3	UCP/LCP/IB WIRING DIAGRAM FOR NITROGEN GAS BOOSTER	1	2	30-Jul-21			
44	BU-20-VD-303-IN-DIG-0044	BU-20-VD-303-IN-DIG-0044	IN	A3	ARCHITECTURE DIAGRAM FOR NITROGEN GAS BOOSTER	1	2	30-Jul-21			
45	BU-20-VD-303-IN-DSH-0045	BU-20-VD-303-IN-DSH-0045	IN	A3	WORKSTATION DRAWING AND DATA SHEET	1	2	30-Aug-21			
46	BU-20-VD-303-PR-DPH-0046	BU-20-VD-303-PR-DPH-0046	IN/PR	A3	CONTROL PHILOSOPHY FOR NITROGEN GAS BOOSTER	1	2	25-Sep-21			
47	BU-20-VD-303-PR-PRC-0047	BU-20-VD-303-PR-PRC-0047	IN/PR	A4	HAZOP AND SIL STUDY PROCEDURE	1	2	2-Aug-21			
48	BU-20-VD-303-EL-LST-0048	BU-20-VD-303-EL-LST-0048	EL	A4	ELECTRICAL LOAD LIST FOR NITROGEN GAS BOOSTER	1	2	25-Aug-21			
49	BU-20-VD-303-EL-DIG-0049	BU-20-VD-303-EL-DIG-0049	EL	A4	SINGLE LINE DIAGRAM FOR POWER DISTRIBUTION PANEL FOR NITROGEN GAS BOOSTER	1	2	30-Aug-21			
50	BU-20-VD-303-EL-LST-0050	BU-20-VD-303-EL-LST-0050	EL	A4	POWER CABLE SCHEDULE & LIST FOR NITROGEN GAS BOOSTER	1	2	25-Jul-21			
51	BU-20-VD-303-EL-DSH-0051	BU-20-VD-303-EL-DSH-0051	EL	A3	COMPRESSOR MOTOR DATA SHEET FOR NITROGEN GAS BOOSTER	1	1	2-Jul-21			
52	BU-20-VD-303-EL-DIG-0052	BU-20-VD-303-EL-DIG-0052	EL	A4	COMPRESSOR MOTOR CURVE FOR NITROGEN GAS BOOSTER	1	2	9-Jul-21			
53	BU-20-VD-303-EL-DWG-0053	BU-20-VD-303-EL-DWG-0053	EL	A4	COMPRESSOR MOTOR OUTLINE DRAWING & TERMINAL BOX WIRING DIAGRAM FOR NITROGEN GAS BOOSTER	1	2	9-Jul-21			
54	BU-20-VD-303-ME-LST-0054	BU-20-VD-303-ME-LST-0054	ME	A4	TWO YEARS SPARE PART LIST IN SPLUR FORMAT	1	1	9-Jul-21			
55	BU-20-VD-303-ME-LST-0055	BU-20-VD-303-ME-LST-0055	ME	A4	COMMISSIONING AND START-UP SPARE PART LIST IN SPLUR FORMAT	1	1	17-Nov-21			
56	BU-20-VD-303-ME-LST-0056	BU-20-VD-303-ME-LST-0056	ME	A4	SPECIAL TOOLS LIST	1	2	30-Sep-21			
57	BU-20-VD-303-IN-LST-0057	BU-20-VD-303-IN-LST-0057	IN	A4	MODBUS LIST FOR NITROGEN GAS BOOSTER	1	2	16-Jul-21			
58	BU-20-VD-303-EL-DWG-0058	BU-20-VD-303-EL-DWG-0058	EL	A4	LV DISTRIBUTION PANEL DRAWING FOR NITROGEN GAS BOOSTER	1	2	25-Jul-21			
59	BU-20-VD-303-EL-DWG-0059	BU-20-VD-303-EL-DWG-0059	EL	A4	LV DISTRIBUTION PANEL DRAWING FOR EMERGENCY INSTRUMENT	1	2	25-Jul-21			
60	BU-20-VD-303-DC-INK-0061	BU-20-VD-303-DC-INK-0061	ME/QC	A4	FINAL DATA BOOK INDEX FOR RECIPROCATING COMPRESSOR & NITROGEN GAS BOOSTER	1	1	30-Jul-21			
61	BU-20-VD-303-DC-VDR-0062	BU-20-VD-303-DC-VDR-0062	ME/QC	A4	FINAL DATA BOOK FOR RECIPROCATING COMPRESSOR & NITROGEN GAS BOOSTER	1	1	25-Jun-21			
62	BU-20-VD-303-PR-LST-0063	BU-20-VD-303-PR-LST-0063	PR	A3	TE IN POINT LIST	1	2	2-Jul-21			
63	BU-20-VD-303-PR-LST-0064	BU-20-VD-303-PR-LST-0064	PR	A3	PIPING VALVE LIST	1	2	2-Jul-21			
64	BU-20-VD-303-PR-LST-0065	BU-20-VD-303-PR-LST-0065	PR	A4	PIPING LINE LIST NITROGEN GAS BOOSTER	1	2	26-Jun-21			
65	BU-20-VD-303-PR-DWG-0066	BU-20-VD-303-PR-DWG-0066	PR	A4	P&ID FOR EMERGENCY INSTRUMENT AIR COMPRESSOR	1	1	26-Jun-21			
66	BU-20-VD-303-PR-LST-0067	BU-20-VD-303-PR-LST-0067	PR	A4	UTILITY CONSUMPTION LIST FOR EMERGENCY INSTRUMENT AIR COMPRESSOR	1	2	25-Jul-21			
67	BU-20-VD-303-IN-DSH-0068	BU-20-VD-303-IN-DSH-0068	IN	A4	CALCULATION & DATA SHEET OF SAFETY VALVE FOR EMERGENCY INSTRUMENT AIR COMPRESSOR	1	2	16-Aug-21			

BUSHEHR PETROCHEMICAL COMPANY				 							
Document Number		Doc. Title:		Rev.							
BU-20-VD-303-DC-DCI-0001		Vendor Print Index & Schedule(VPIS) For Reciprocating Compressors		06							
Vendor Name:		Order Description:		Reciprocating Compressors							
P.O. Number:		Issue Date:		24/02/2022							
No.	Client Document Number	Vendor Document Number	Discipline*	Doc. Size	Document Description	Doc. Class (1/2/3)	MC / Client Class	1st Issue Date (Sample : 04-Dec-11)	AFC Plan Issue Date (Sample : 04-Dec-11)	Doc Weight%	Remarks
68	BU-20-VD-303-ME-CAL-0069	BU-20-VD-303-ME-CAL-0069	ME	A4	AFTER COOLER MECHANICAL STRENGTH CALCULATION FOR EMERGENCY INSTRUMENT AIR COMPRESSOR	1	2	30-Aug-21			
69	BU-20-VD-303-ME-DSH-0070	BU-20-VD-303-ME-DSH-0070	ME	A4	AFTER COOLER MECHANICAL DATA SHEET FOR EMERGENCY INSTRUMENT AIR COMPRESSOR	1	2	16-Aug-21			
70	BU-20-VD-303-ME-DWG-0071	BU-20-VD-303-ME-DWG-0071	ME	A4	AFTER COOLER DETAIL DRAWING FOR EMERGENCY INSTRUMENT AIR COMPRESSOR	1	2	30-Aug-21			
71	BU-20-VD-303-ME-DSH-0072	BU-20-VD-303-ME-DSH-0072	ME	A4	MAIN OIL PUMP MECHANICAL DATA SHEET FOR EMERGENCY INSTRUMENT AIR COMPRESSOR	1	2	23-Aug-21			
72	BU-20-VD-303-ME-DSH-0073	BU-20-VD-303-ME-DSH-0073	ME	A4	LUBE OIL SYSTEM FILTER MECHANICAL DATA SHEET FOR EMERGENCY INSTRUMENT AIR COMPRESSOR	1	2	23-Aug-21			
73	BU-20-VD-303-EL-DWG-0074	BU-20-VD-303-EL-DWG-0074	EL	A4	LUBE OIL SYSTEM HEATER DATA SHEET AND DRAWING FOR EMERGENCY INSTRUMENT AIR COMPRESSOR	1	2	23-Aug-21			
74	BU-20-VD-303-ME-DSH-0075	BU-20-VD-303-ME-DSH-0075	ME	A4	MECHANICAL DATA SHEET FOR EMERGENCY INSTRUMENT AIR COMPRESSOR	1	1	9-Aug-21			
75	BU-20-VD-303-ME-DWG-0076	BU-20-VD-303-ME-DWG-0076	ME	A4	GENERAL ARRANGEMENT DRAWING FOR EMERGENCY INSTRUMENT AIR COMPRESSOR	1	1	25-Jun-21			
76	BU-20-VD-303-ME-DWG-0077	BU-20-VD-303-ME-DWG-0077	ME	A4	RECIPROCATING COMPRESSOR DETAIL DRAWING WITH PARTS LIST FOR EMERGENCY INSTRUMENT AIR COMPRESSOR	1	2	17-Oct-21			
77	BU-20-VD-303-ME-CAL-0078	BU-20-VD-303-ME-CAL-0078	ME	A4	PULSATON DAMPER MECHANICAL STRENGTH CALCULATION FOR EMERGENCY INSTRUMENT AIR COMPRESSOR	1	2	30-Aug-21			
78	BU-20-VD-303-ME-DWG-0079	BU-20-VD-303-ME-DWG-0079	ME	A4	PULSATON DAMPER DETAIL DRAWING FOR NITROGEN GAS BOOSTER	1	2	30-Aug-21			
79	BU-20-VD-303-ME-DWG-0080	BU-20-VD-303-ME-DWG-0080	ME	A4	PULSATON DAMPER DETAIL DRAWING FOR EMERGENCY INSTRUMENT AIR COMPRESSOR	1	2	30-Aug-21			
80	BU-20-VD-303-PI-DWG-0081	BU-20-VD-303-PI-DWG-0081	PI	A4	3D MODEL FOR EMERGENCY INSTRUMENT AIR COMPRESSOR	1	1	25-Jun-21			
81	BU-20-VD-303-ME-DSH-0082	BU-20-VD-303-ME-DSH-0082	ME	A4	DATA SHEET & DRAWINGS FOR STRAINERS FOR EMERGENCY INSTRUMENT AIR COMPRESSOR	1	2	25-Jun-21			
82	BU-20-VD-303-IN-INK-0083	BU-20-VD-303-IN-INK-0083	IN	A4	INSTRUMENT INDEX FOR EMERGENCY INSTRUMENT AIR COMPRESSOR	1	2	25-Jun-21			
83	BU-20-VD-303-IN-DWG-0103	BU-20-VD-303-IN-DWG-0103	IN	A3	INSTRUMENT HOOK UP DRAWING FOR EMERGENCY INSTRUMENT AIR COMPRESSOR	1	2	8-Nov-21			
84	BU-20-VD-303-IN-LST-0084	BU-20-VD-303-IN-LST-0084	IN	A4	I/O LIST FOR EMERGENCY INSTRUMENT AIR COMPRESSOR	1	2	9-Aug-21			
85	BU-20-VD-303-IN-DIG-0085	BU-20-VD-303-IN-DIG-0085	IN	A4	LOGIC DIAGRAMS-PROGRAM OF UCP - COMPRESSOR SHUTDOWN LOGIC DRAWING FOR EMERGENCY INSTRUMENT AIR COMPRESSOR	1	2	18-Jun-21			
86	BU-20-VD-303-IN-DIG-0086	BU-20-VD-303-IN-DIG-0086	IN	A4	LOOP DIAGRAM FOR EMERGENCY INSTRUMENT AIR COMPRESSOR	1	2	16-Aug-21			
87	BU-20-VD-303-IN-LST-0087	BU-20-VD-303-IN-LST-0087	IN	A4	TRIP & ALARM SET POINT LIST FOR EMERGENCY INSTRUMENT AIR COMPRESSOR	1	2	30-Jul-21			
88	BU-20-VD-303-IN-LST-0088	BU-20-VD-303-IN-LST-0088	IN	A4	INSTRUMENT CABLE LIST & SCHEDULE FOR EMERGENCY INSTRUMENT	1	2	30-Jul-21			
89	BU-20-VD-303-IN-DWG-0089	BU-20-VD-303-IN-DWG-0089	IN	A3	UCP/LCP/IB GENERAL ARRANGEMENT DRAWING & TERMINAL DETAILS FOR EMERGENCY INSTRUMENT AIR COMPRESSOR INCL. BOM	1	2	2-Jul-21			
90	BU-20-VD-303-IN-DSH-0090	BU-20-VD-303-IN-DSH-0090	IN	A3	INSTRUMENT DATA SHEET FOR EMERGENCY INSTRUMENT AIR COMPRESSOR	1	2	2-Jul-21			
91	BU-20-VD-303-IN-DSH-0091	BU-20-VD-303-IN-DSH-0091	IN	A4	CALCULATION & DATA SHEET OF CONTROL VALVES / ON-OFF VALVES FOR EMERGENCY INSTRUMENT AIR COMPRESSOR	1	2	17-Sep-21			
92	BU-20-VD-303-PR-LST-0092	BU-20-VD-303-PR-LST-0092	PR	A4	CAUSE & EFFECT CHART LIST FOR EMERGENCY INSTRUMENT AIR COMPRESSOR	1	2	18-Sep-21			
93	BU-20-VD-303-IN-DIG-0093	BU-20-VD-303-IN-DIG-0093	EL/IN	A4	UCP/LCP/IB WIRING DIAGRAM FOR EMERGENCY INSTRUMENT AIR COMPRESSOR	1	2	30-Jul-21			
94	BU-20-VD-303-IN-DIG-0094	BU-20-VD-303-IN-DIG-0094	IN	A4	ARCHITECTURE DIAGRAM FOR EMERGENCY INSTRUMENT AIR COMPRESSOR	1	2	30-Jul-21			
95	BU-20-VD-303-PR-DPH-0095	BU-20-VD-303-PR-DPH-0095	IN/PR	A4	CONTROL PHILOSOPHY FOR EMERGENCY INSTRUMENT AIR COMPRESSOR	1	2	25-Sep-21			
96	BU-20-VD-303-EL-LST-0096	BU-20-VD-303-EL-LST-0096	EL	A3	ELECTRICAL LOAD LIST FOR EMERGENCY INSTRUMENT AIR COMPRESSOR	1	2	26-Jul-21			
97	BU-20-VD-303-EL-DIG-0097	BU-20-VD-303-EL-DIG-0097	EL	A3	SINGLE LINE DIAGRAM FOR POWER DISTRIBUTION PANEL FOR EMERGENCY INSTRUMENT AIR COMPRESSOR	1	2	25-Jun-21			
98	BU-20-VD-303-EL-LST-0098	BU-20-VD-303-EL-LST-0098	EL	A4	POWER CABLE SCHEDULE & LIST FOR EMERGENCY INSTRUMENT AIR COMPRESSOR	1	2	28-Jul-21			
99	BU-20-VD-303-EL-DSH-0099	BU-20-VD-303-EL-DSH-0099	EL	A4	COMPRESSOR MOTOR DATA SHEET FOR EMERGENCY INSTRUMENT AIR COMPRESSOR	1	1	AFTER FAT			
100	BU-20-VD-303-EL-DIG-0100	BU-20-VD-303-EL-DIG-0100	EL	A4	COMPRESSOR MOTOR CURVE FOR EMERGENCY INSTRUMENT AIR COMPRESSOR	1	2	1-Jul-21			
101	BU-20-VD-303-EL-DWG-0101	BU-20-VD-303-EL-DWG-0101	EL	A4	COMPRESSOR MOTOR OUTLINE DRAWING & TERMINAL BOX WIRING DIAGRAM FOR EMERGENCY INSTRUMENT AIR COMPRESSOR	1	2	1-Jul-21			
102	BU-20-VD-303-IN-LST-0102	BU-20-VD-303-IN-LST-0102	IN	A4	MODBUS LIST FOR EMERGENCY INSTRUMENT AIR COMPRESSOR	1	2	1-Jul-21			
103	BU-20-VD-303-PR-LST-0104	BU-20-VD-303-PR-LST-0104	PR	A4	PIPING LINE LIST FOR EMERGENCY INSTRUMENT AIR COMPRESSOR	1	2	23-Sep-22			
104	BU-20-VD-303-QC-RPT-0105	BU-20-VD-303-QC-RPT-0105	QC	A4	SIL REPORT	3	2	AFTER FAT			
105	BU-20-VD-303-IN-RPT-0106	BU-20-VD-303-IN-RPT-0106	IN	A4	HAZOP REPORT	3	2	AFTER FAT			

*Discipline of documents shall be selected From APPENDIX 2

Document Class:
 1: For approval
 2: For review
 3: For information
 MC Client Class:
 1: Client approval is necessary
 2: Contractor approval is necessary
 main workflow criteria and Approval for client and MC.

* Category Type is the