









OWNER:  شرکت ست و پوی توسعه ایرانیاں (سهانی ٹیس)	BUSHEHR PETROCHEMICAL COMPANY MEG PLANT	EPC CONTRACTOR:  Chagalesh-Enerchimi-Steam Joint Venture BUPC-MEG PLANT PROJECT																				
MC :  شرکت ست و پوی توسعه ایرانیاں (سهانی ٹیس)	LV DISTRIBUTION PANEL DRAWING FOR NITROGEN GAS BOOSTER																					
Owner Document Number: 17811-57A	<table border="1" style="width: 100%; text-align: center;"> <tr> <th>Project</th> <th>Area</th> <th>Phase</th> <th>Unit</th> <th>Dis.</th> <th>Doc.</th> <th>Seq.</th> </tr> <tr> <td>BU</td> <td>20</td> <td>VD</td> <td>303</td> <td>EL</td> <td>DWG</td> <td>0058</td> </tr> </table>	Project	Area	Phase	Unit	Dis.	Doc.	Seq.	BU	20	VD	303	EL	DWG	0058	<table border="1" style="width: 100%; text-align: center;"> <tr> <td colspan="2">Contract No: 52-98/445</td> </tr> <tr> <td>Rev.:</td> <td>Page</td> </tr> <tr> <td>02</td> <td>1 of 4</td> </tr> </table>	Contract No: 52-98/445		Rev.:	Page	02	1 of 4
Project	Area	Phase	Unit	Dis.	Doc.	Seq.																
BU	20	VD	303	EL	DWG	0058																
Contract No: 52-98/445																						
Rev.:	Page																					
02	1 of 4																					

LV DISTRIBUTION PANEL DRAWING FOR NITROGEN GAS BOOSTER

Rev.	Date	Purpose of Issue	Prepared	Checked	Approved	AC Code
02	05/09/2022	Approved for Construction	BK	KP	JR	
01	28/07/2022	For approval	BK	RB	KP	
00	21/10/2021	For approval	HT	RB	KP	
					Class: 1	Phase: P

OWNER:  شرکت ست توسعه ایرانیاں (سامی ٹیسٹ)	BUSHEHR PETROCHEMICAL COMPANY MEG PLANT						EPC CONTRACTOR  Chagalesh-Enerchimi-Steam Joint Venture BUPC-MEG PLANT PROJECT		
	LV DISTRIBUTION PANEL DRAWING FOR NITROGEN GAS BOOSTER						 Netherlands		
MC :  شرکت ست توسعه ایرانیاں (سامی ٹیسٹ)	Project	Area	Phase	Unit	Dis.	Doc.	Seq.	Contract No: 52-98/445	
Owner Document Number: 17811-57A	BU	20	VD	303	EL	DWG	0058	Rev.:	Page
								02	2 of 4

TABULATION OF REVISED PAGES

Page	D00	D01	D02	D03	D04
1.	X	X	X		
2.	X	X	X		
3.	X	X	X		
4.	X	X	X		
5.					
6.					
7.					
8.					
9.					
10.					
11.					
12.					
13.					
14.					
15.					
16.					
17.					
18.					
19.					
20.					
21.					
22.					
23.					
24.					
25.					
26.					
27.					
28.					
29.					
30.					
31.					
32.					
33.					
34.					

Page	D00	D01	D02	D03	D04
35.					
36.					
37.					
38.					
39.					
40.					
41.					
42.					
43.					
44.					
45.					
46.					
47.					
48.					
49.					
50.					
51.					
52.					
53.					
54.					
55.					
56.					
57.					
58.					
59.					
60.					
61.					
62.					
63.					
64.					
65.					
66.					
67.					

Nr	Description	Tagnumber	Make
1.	Main motor fault lamp (red)	3H18	Schneider
2.	Main motor permissive lamp (green)	3H16	Schneider
3.	Ampere meter	3V2	Schneider
4.	Maintenance switch	2Q3	Schneider
5.	Thermal protection 400VAC	3U2	Schneider
6.	Contactor 400VAC	3U2.1	Schneider
7.	Contactor 230VAC	4U3	Schneider
8.	Thermostat 230VAC	4TH8	Jumo
9.	Miniature circuit breaker 3P	2F17, 3F3	Schneider
10.	Panel power supply	2V17	Phoenix contact
11.	Miniature circuit breaker 1P	2F17.1	Schneider
12.	Interface relay 1NO Interface relay 2NO	3K9, 3K12, 4K6, 5K4, 5K6 3K8	Phoenix contact
13.	Interface relay 230VAC	4K5	Phoenix contact
14.	Transformer for Ampere meter	3L1	Schneider
15.	Solid state relay	4U4	Siemens
16.	Miniature circuit breaker 2P	4F4	Schneider

GENERAL NOTES

1. Tag numbers correspond with electrical diagram
2. All the parts that are on the list in the panel layout will be included in the IOM.

REFERENCE DRAWINGS	DWG.No.
BU-20-VD-303-IN-DIG-0043	17811-05A
LUCP/LCP/JB WIRING DIAGRAM FOR NITROGEN GAS BOOSTER	
BU-20-VD-303-IN-DIG-0049	17811-049A
SINGLE LINE DIAGRAM FOR POWER DISTRIBUTION PANEL FOR NITROGEN GAS BOOSTER	

02	30/06/22	For construction	HT	BK	BK	---
01	27/07/22	For approval	HT	BK	BK	---
00	20/10/21	For approval	HT	RB	RB	---
REV	DATE	PURPOSE OF ISSUE (P.O.I.)	PREP.	CHKD.	APPR.	AC.

OWNER:

MC:

CONTRACTOR:

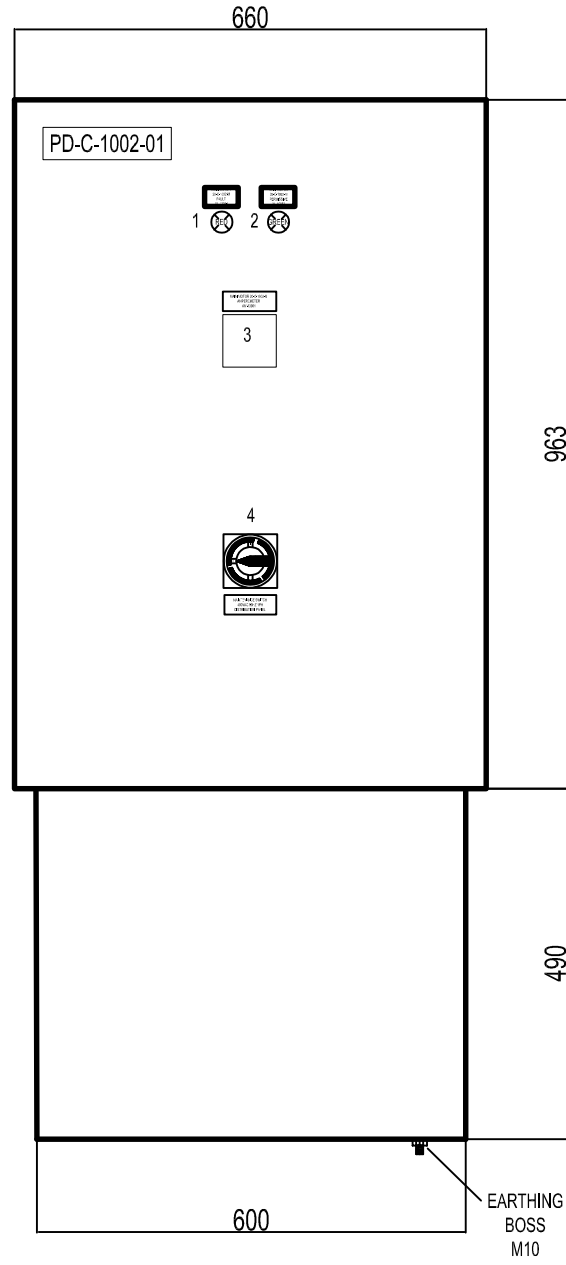
PROJECT: BUSHEHR PETROCHEMICAL COMPANY
MEG PLANT

DRAWING TITLE:
17811-57A
LV DISTRIBUTION PANEL DRAWING FOR NITROGEN GAS BOOSTER

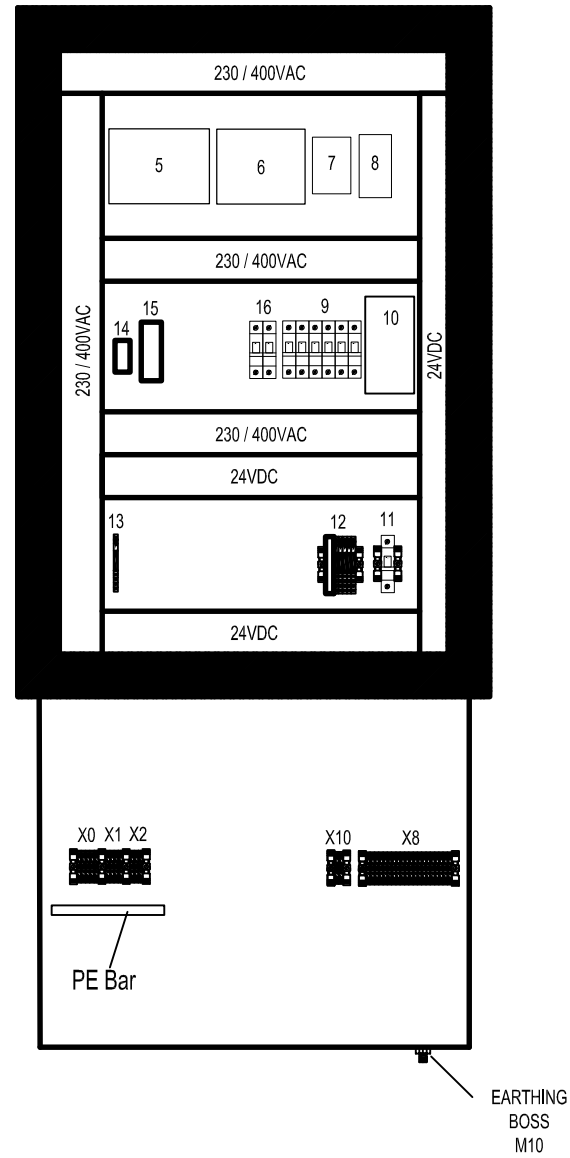
CONTRACT NO.	SCALE	SIZE	CLASS	PHASE					
52-98/445	XX	A0	1	P					
DOCUMENT NO.	PROJECT	AREA	PHASE	NRQ No.	DIS.	DOC.	SEQ.	SHEET	REV. NO.
OWNER DOC. NO.: BU-20-VD-303-IN-DIG-0043	BU	20	VD	303	EL	DWG	0058	1 OF 2	02

PD-C-1002-01

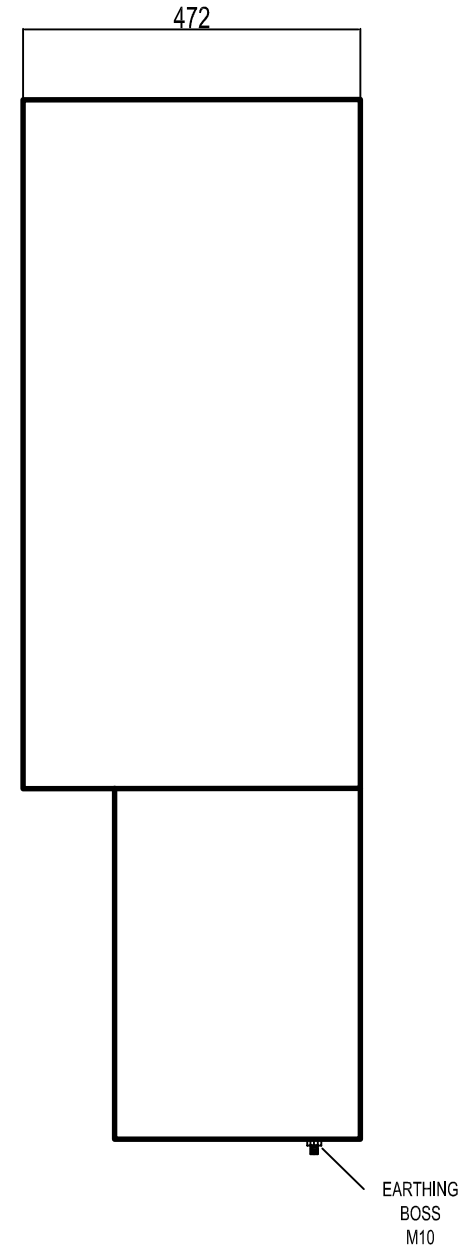
FRONT SIDE (OUTSIDE) VIEW



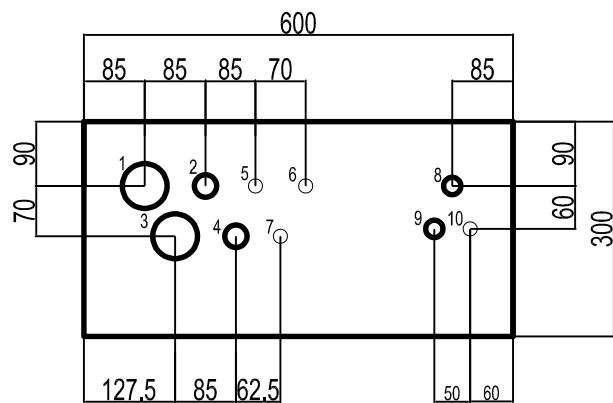
FRONT SIDE (INSIDE) VIEW



SIDE (OUTSIDE) VIEW



BOTTOM VIEW



GLAND ENTRY DETAILS

- M20: 3x
- M20: 1x (Breather)
- M25: 2x
- M32: 2x
- M63: 2x

- 1 = Incoming power cable from customer - M63
- 2 = Outgoing power cable main motor - M32
- 3 = Spare plug - M63
- 4 = Spare plug - M32
- 5 = Outgoing power cable oil heater - M20
- 6 = PT100 cable - M20
- 7 = Spare plug - M20
- 8 = Multicore cable to / from UCP - M25
- 9 = Spare plug - M25
- 10 = Breather / Drain - M20

GENERAL NOTES

1. Panel material: Coper free cast aluminum.
2. Ingress protection: IP-65
3. Panel dimensions: 1453x660x742 mm
4. Area classification: Eex 'd' (RAL 7035)
5. All spare holes are plugged with certified plugs

REFERENCE DRAWINGS	DWG.No.
BU-20-VD-303-IN-DIG-0043 UCP/LCP/UB WIRING DIAGRAM FOR NITROGEN GAS BOOSTER	17811-05A
BU-20-VD-303-IN-DIG-0049 SINGLE LINE DIAGRAM FOR POWER DISTRIBUTION PANEL FOR NITROGEN GAS BOOSTER	17811-04B

REV.	DATE	PURPOSE OF ISSUE (P.O.I.)	PREP.	CHKD.	APPR.	AC.
02	30/08/22	For for construction	HT	BK	BK	-
01	27/07/22	For approval	HT	BK	BK	-
00	20/10/21	For approval	HT	RB	RB	-

OWNER:

MC:

CONTRACTOR:

PROJECT: **BUSHEHR PETROCHEMICAL COMPANY
MEG PLANT**

DRAWING TITLE: **17811-57A
LV DISTRIBUTION PANEL DRAWING FOR NITROGEN GAS BOOSTER**

CONTRACT NO.	SCALE	SIZE	CLASS	PHASE					
52-98/445	XX	A0	1	P					
DOCUMENT NO.	PROJECT	AREA	PHASE	MRO No.	DIS.	DOC.	SEQ.	SHEET	REV. NO.
BU-20-VD-303-EL-000-008	BU	20	VD	303	EL	DWG	0058	2 OF 2	02