




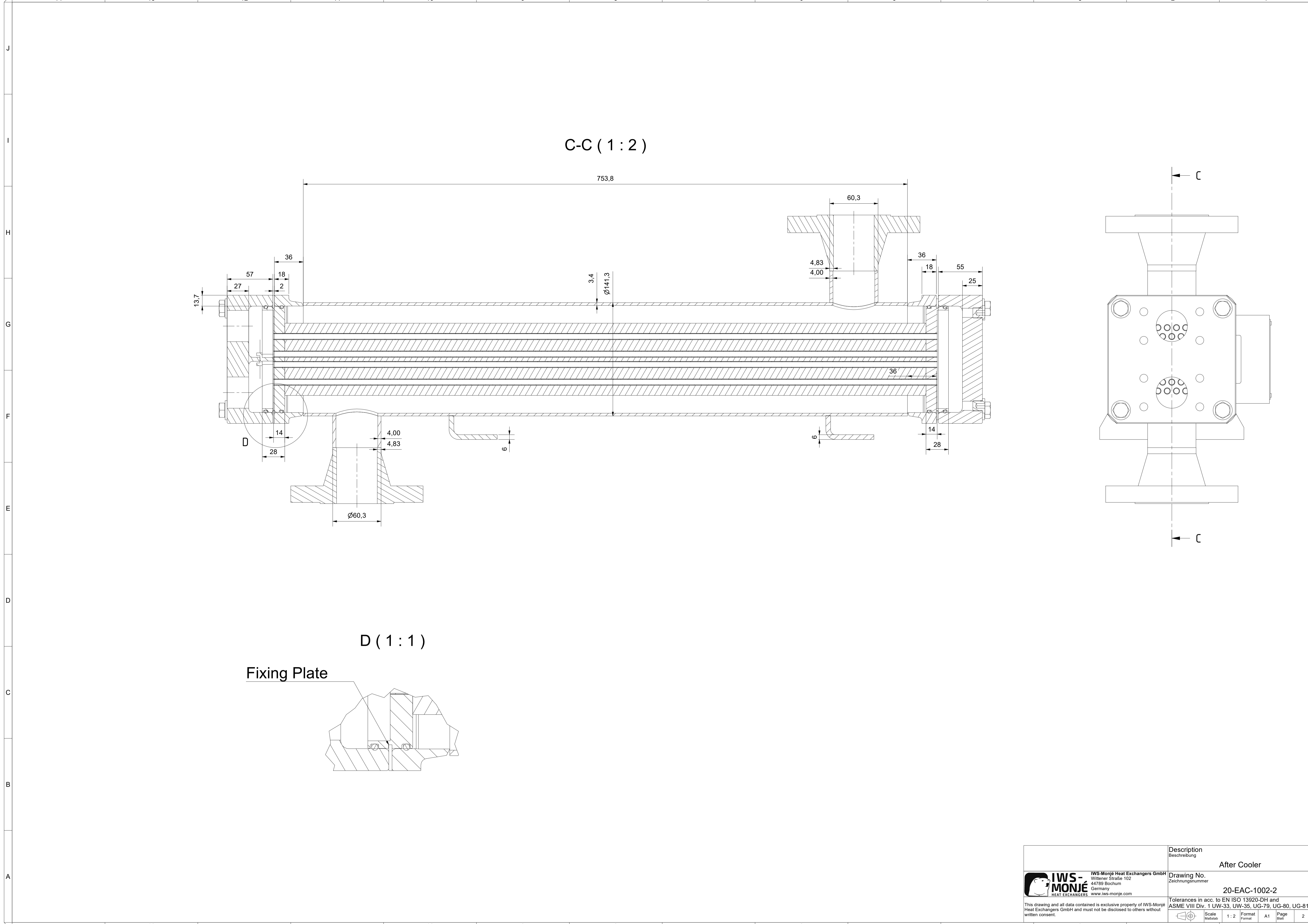


OWNER:  شرکت سست و سویی توهمه ایران (سهامی عامه)	BUSHEHR PETROCHEMICAL COMPANY MEG PLANT						EPC CONTRACTOR:  Chagalesh-Enerchimi-Steam Joint Venture BUPC-MEG PLANT PROJECT		
	AFTER COOLER DETAIL DRAWING FOR NITROGEN GAS BOOSTER								
MC :									
Owner Document Number: 17811-23A	Project	Area	Phase	Unit	Dis.	Doc.	Seq.	Rev.:	Page
	BU	20	VD	303	ME	DWG	0018	03	1 of 8

AFTER COOLER DETAIL DRAWING FOR NITROGEN GAS BOOSTER


03	26/04/2023	As Built	KP	LdM	JR	
02	21/02/2022	Approved for Construction	KP	LdM	JR	
01	07/02/2022	For approval	KP	LdM	JR	
00	06/12/2021	For approval	KP	LdM	JR	
Rev.	Date	Purpose of Issue	Prepared	Checked	Approved	AC Code
					Class: 1	Phase: P



C-C (1:2)

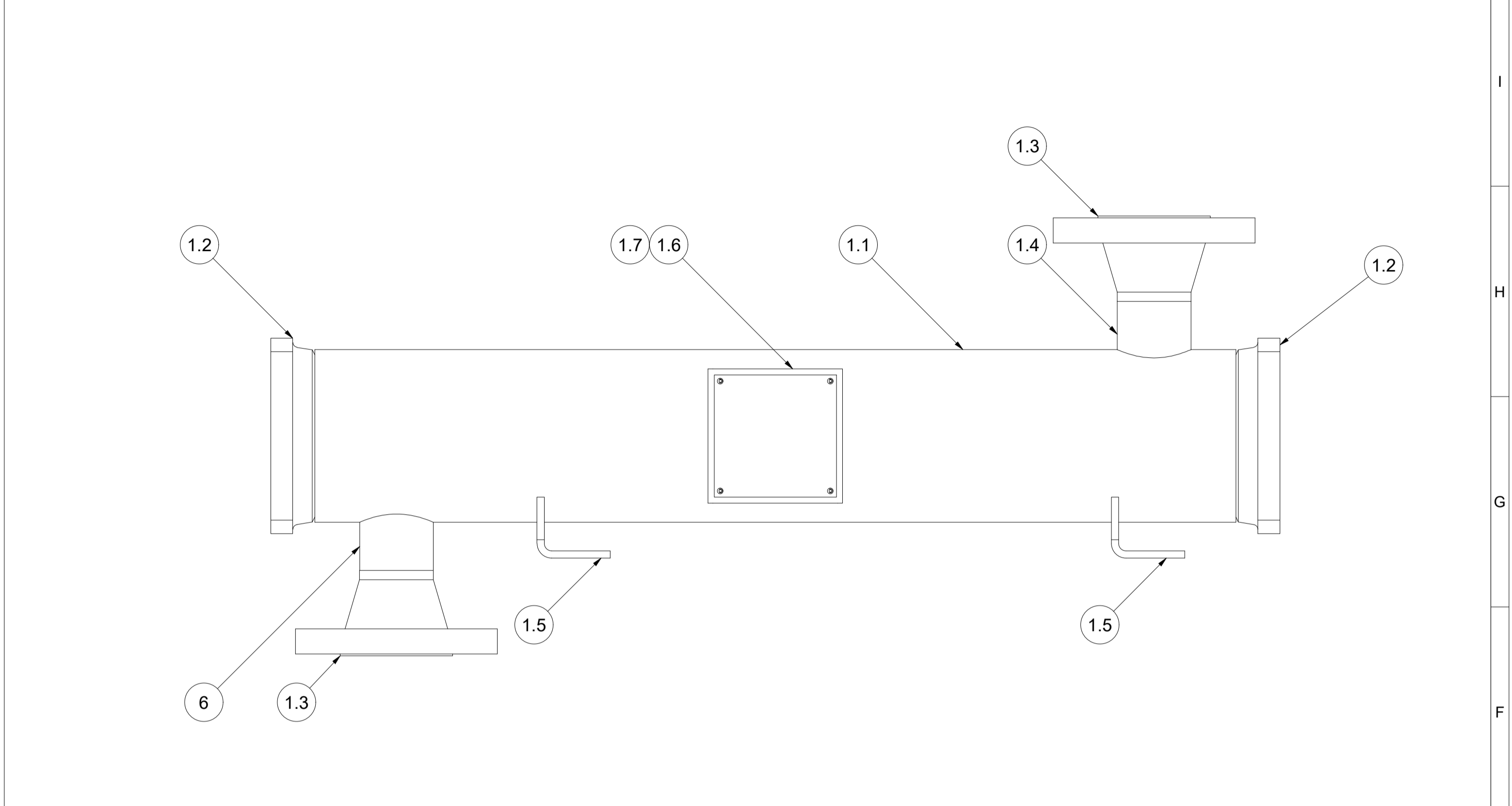
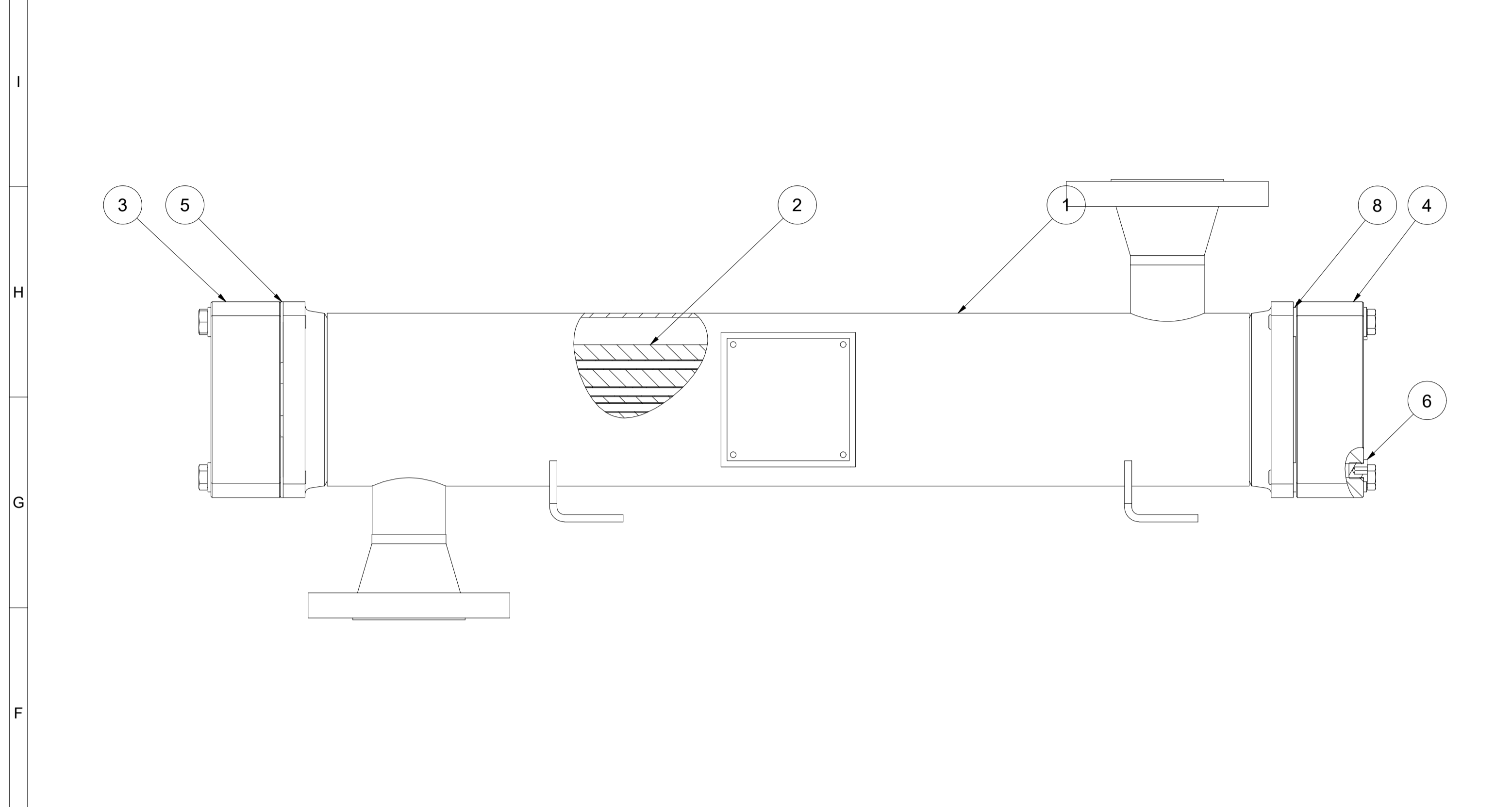
D (1:1)

Fixing Plate


 IWS-MONJÉ <small>HEAT EXCHANGERS</small>	IWS-Monjé Heat Exchangers GmbH Wittener Straße 102 44789 Bochum Germany www.iws-monje.com	Description Beschreibung <p style="text-align: center;">After Cooler</p>												
	Drawing No. Zeichnungsnummer <p style="text-align: center;">20-EAC-1002-2</p>	Tolerances in acc. to EN ISO 13920-DH and ASME VIII Div. 1 UW-33, UW-35, UG-79, UG-80, UG-81												
<small>This drawing and all data contained is exclusive property of IWS-Monjé Heat Exchangers GmbH and must not be disclosed to others without written consent.</small>		<table border="1"> <tr> <td>Scale</td> <td>1:2</td> <td>Format</td> <td>A1</td> <td>Page</td> <td>2</td> </tr> <tr> <td>Matrabe</td> <td></td> <td>Format</td> <td></td> <td>Blatt</td> <td></td> </tr> </table>	Scale	1:2	Format	A1	Page	2	Matrabe		Format		Blatt	
Scale	1:2	Format	A1	Page	2									
Matrabe		Format		Blatt										

14	13	12	11	10	9	8			
Pos.	Qty. / Menge	Description	Bezeichnung	Material / Werkstoff	Norm	Dimensions / Abmessungen	Cert. / Zgn.	Rules / Regelwerk	Notes / Bemerkungen
1	1	Shell Assembly	Mantelbaugruppe	-	-	-	-	-	-
2	1	Bundle Assembly	Bündelbaugruppe	-	-	-	-	-	-
3	1	Front End Cover	Abdeckung Vorne	CS	-	-	3.1	-	-
4	1	Back End Cover	Abdeckung Hinten	CS	-	-	3.1	-	-
5	4	Fixing Plate	Fixierplatte	304	-	-	-	-	-
6	2	Sealing Plug	Verschlusschraube	304	-	G 1/4"	-	-	-
7	8	Bolt	Schraube	A4-70	-	M12 x 80	-	-	-
8	12	Washer	Scheibe	A4	-	Ø13mm	-	-	-

7	6	5	4	3	2	1			
Pos.	Qty. / Menge	Description	Bezeichnung	Material / Werkstoff	Norm	Dimensions / Abmessungen	Cert. / Zgn.	Rules / Regelwerk	Notes / Bemerkungen
1.1	1	Shell	Mantel	TP316	SA-312	Ø141,3mm x 3,4mm	3.1	-	-
1.2	2	Flange Ring	Flanschring	F316	SA-182	KL12	3.1	-	-
1.3	2	Welding Neck Flange	Vorschweißflansch	F316	SA-182	2" - Class 300 - RF	3.1	ASME B16.5	-
1.4	2	Nozzle Pipe	Stutzenrohr	TP316	SA-312	Ø60,3mm x 4mm	3.1	-	-
1.5	2	Foot	Fuß	304	SA-240	t=6	-	-	-
1.6	1	Nameplate Holder	Typenschildhalter	304	SA-240	-	-	-	-
1.7	1	Nameplate	Typenschild	304	SA-240	-	-	-	-



Pos.	Qty. / Menge	Description	Bezeichnung	Material / Werkstoff	Norm	Dimensions / Abmessungen	Cert. / Zgn.	Rules / Regelwerk	Notes / Bemerkungen
2.1	2	Tube sheet	Rohrplatte	Brass	-	-	3.1	-	-
2.2		Fin	Lamelle	Aluminium	-	-	-	-	-
2.3	72	Tube	Rohr	CuNi10	-	-	3.1	-	-
2.4	1	Separator Gasket	Trennstegdichtung	PE1000	-	-	-	-	-
2.5	4	O-Ring	O-Ring	Viton	-	-	-	-	-

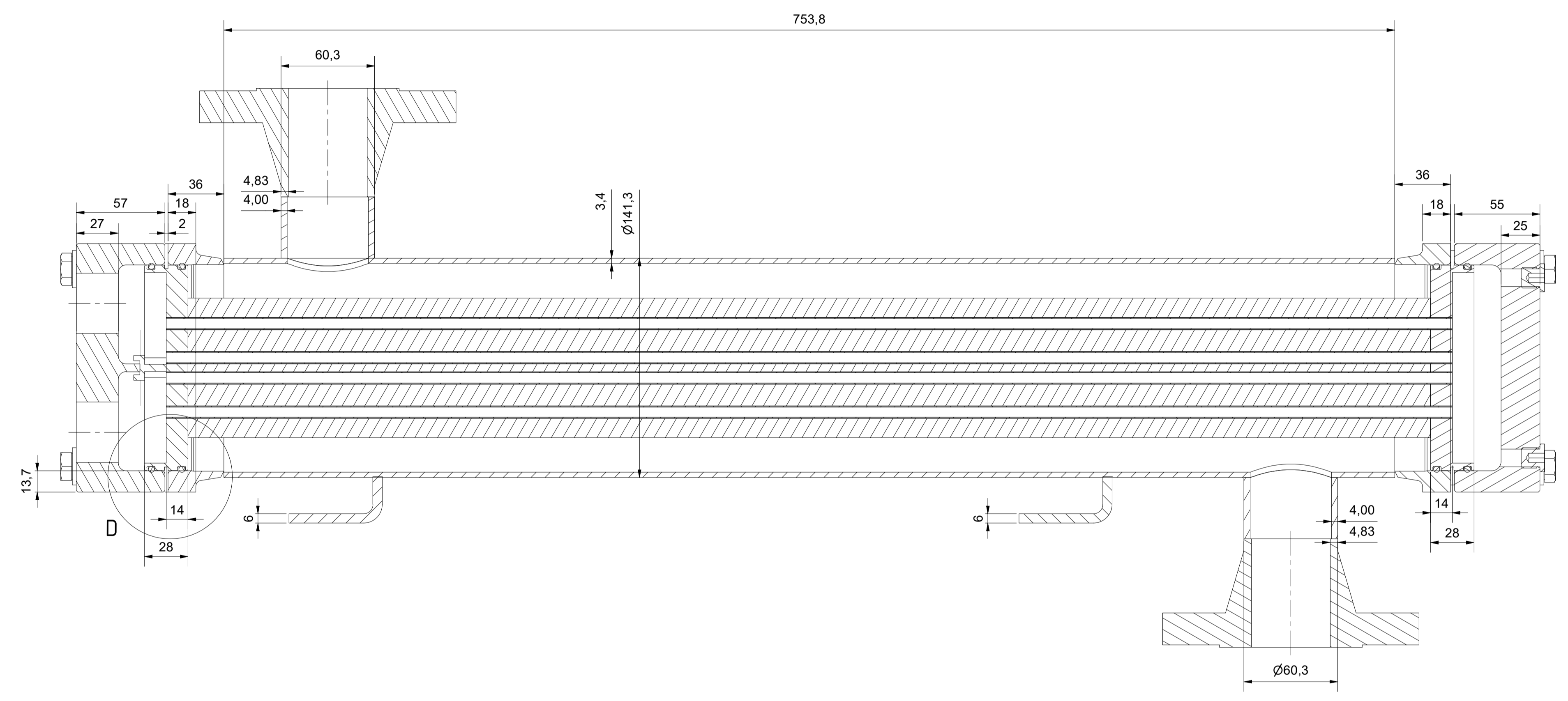
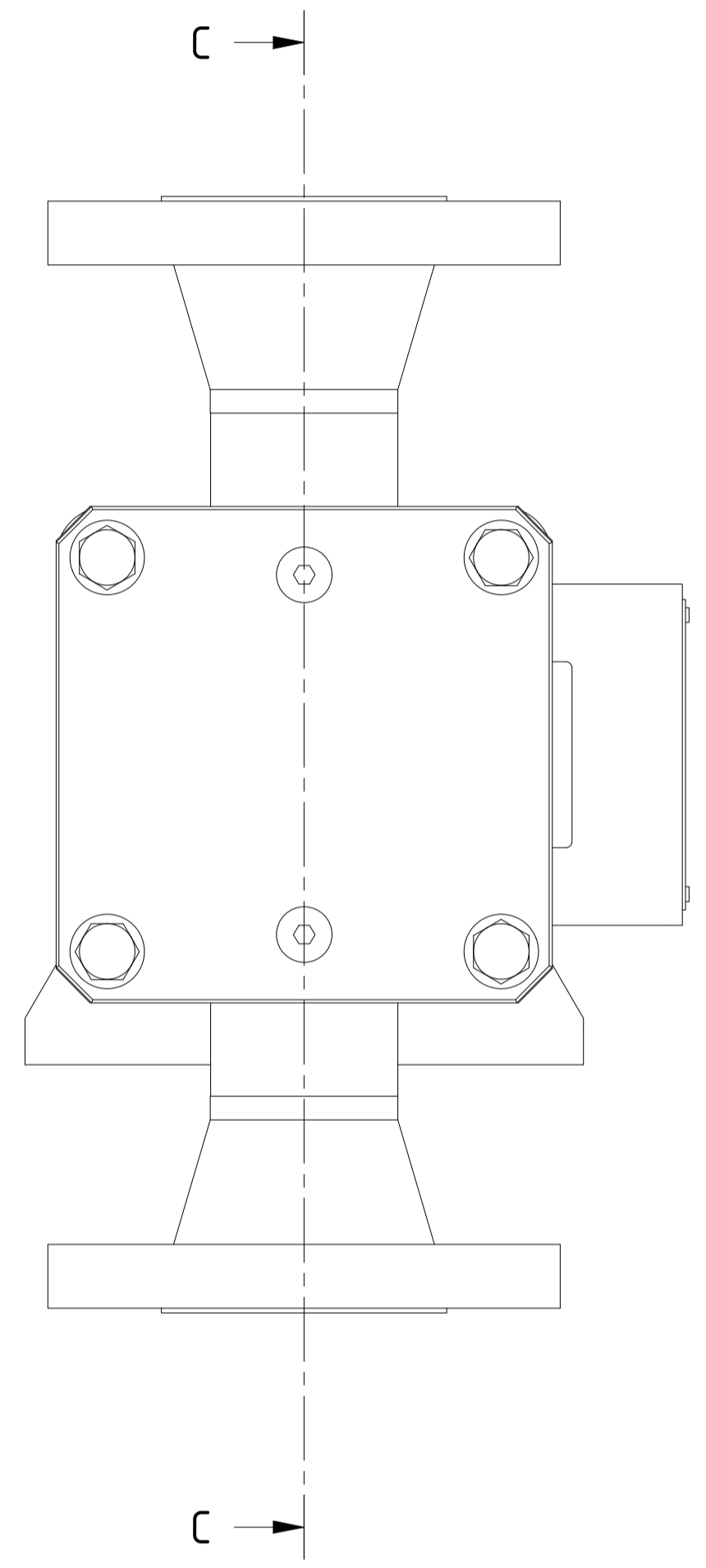


		IWS-Monjé Heat Exchangers GmbH Wittener Straße 102 44789 Bochum Germany www.iws-monje.com	
Description Beschreibung		After Cooler	
Drawing No. Zeichnungsnummer		20-EAC-1002-2	
This drawing and all data contained is exclusive property of IWS-Monjé Heat Exchangers GmbH and must not be disclosed to others without written consent.		ASME VIII Div. 1 UW-33, UW-35, UG-79, UG-80, UG-81 Tolerances in accordance with EN ISO 13920-DH and Scale: 1:3 Format: A1 Page: 3	

14 13 12 11 10 9 8 7 6 5 4 3 2 1

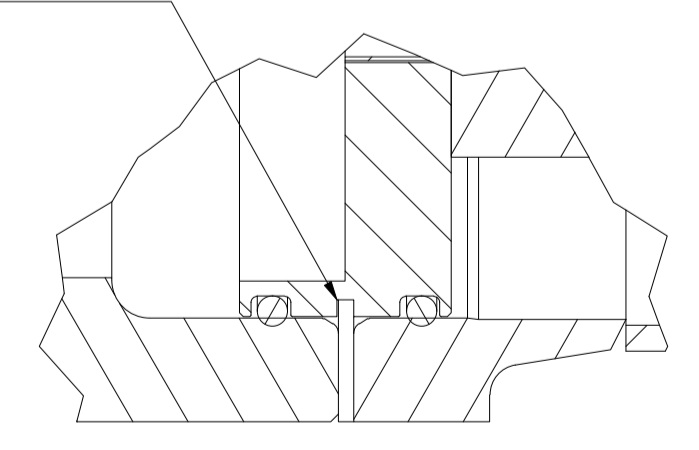
J I H G F E D C B A

C-C (1:2)



D (1:1)

Fixing Plate

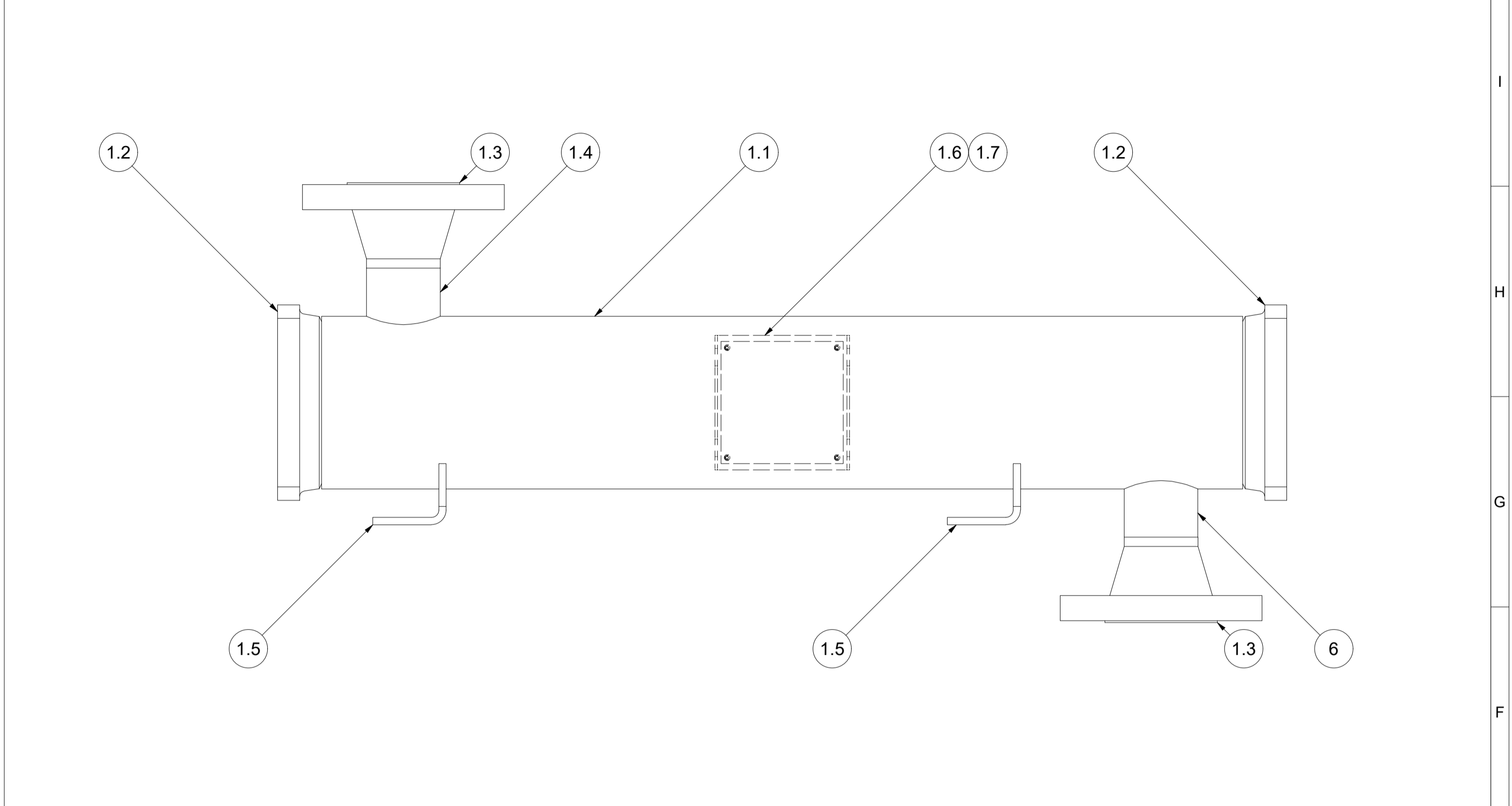
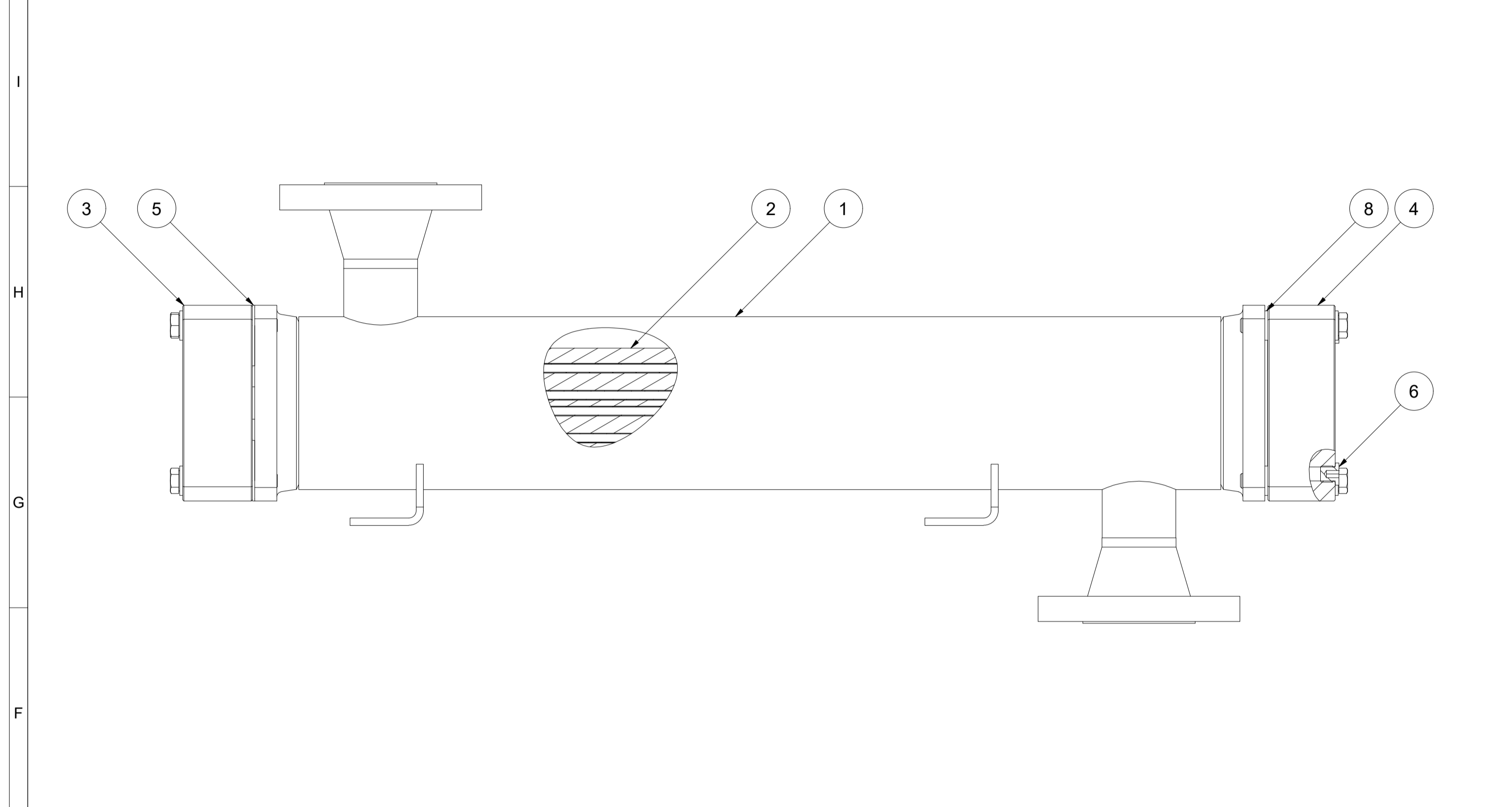


<p>IWS-MONJE HEAT EXCHANGERS</p>	<p>IWS-Monje Heat Exchangers GmbH Wittener Straße 102 44789 Bochum Germany www.iws-monje.com</p>	<p>Description Beschreibung Inter Cooler</p>
	<p>Drawing No. Zeichnungsnummer 20-EAC-1002-1</p>	<p>ASME VIII Div. 1 UW-33, UW-35, UG-79, UG-80, UG-81 Tolerances in acc. to EN ISO 13920-DH and Scale 1:2 Format A1 Page 2</p>

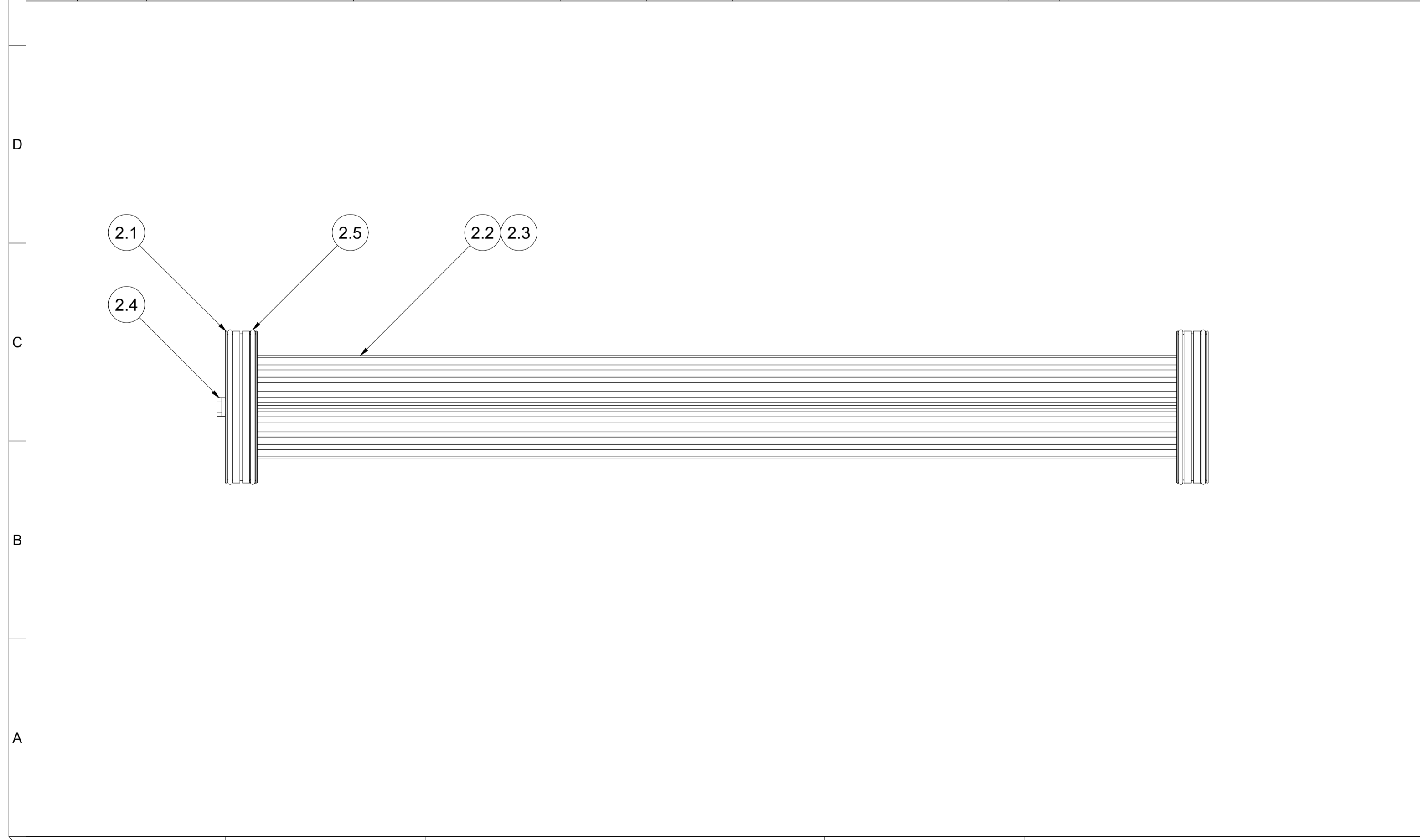
14 13 12 11 10 9 8 7 6 5 4 3 2 1

Pos.	Qty. / Menge	Description	Bezeichnung	Material / Werkstoff	Norm	Dimensions / Abmessungen	Cert. / Zgn.	Rules / Regelwerk	Notes / Bemerkungen
1	1	Shell Assembly	Mantelbaugruppe	-	-	-	-	-	-
2	1	Bundle Assembly	Bündelbaugruppe	-	-	-	-	-	-
3	1	Front End Cover	Abdeckung Vorne	CS	3.1	-	-	-	-
4	1	Back End Cover	Abdeckung Hinten	CS	3.1	-	-	-	-
5	4	Fixing Plate	Fixierplatte	304	-	-	-	-	-
6	2	Sealing Plug	Verschlusschraube	304	-	G 1/4"	-	-	-
7	8	Bolt	Schraube	A4-70	-	M12 x 80	-	-	-
8	12	Washer	Scheibe	A4	-	Ø13mm	-	-	-

Pos.	Qty. / Menge	Description	Bezeichnung	Material / Werkstoff	Norm	Dimensions / Abmessungen	Cert. / Zgn.	Rules / Regelwerk	Notes / Bemerkungen
1.1	1	Shell	Mantel	TP316	SA-312	Ø141,3mm x 3,4mm	3.1	-	-
1.2	2	Flange Ring	Flanschring	F316	SA-182	KL12	3.1	-	-
1.3	2	Welding Neck Flange	Vorschweißflansch	F316	SA-182	2" - Class 300 - RF	3.1	ASME B16.5	-
1.4	2	Nozzle Pipe	Stutzenrohr	TP316	SA-312	Ø60,3mm x 4mm	3.1	-	-
1.5	2	Foot	Fuß	304	SA-240	t=6	-	-	-
1.6	1	Nameplate Holder	Typenschildhalter	304	SA-240	-	-	-	-
1.7	1	Nameplate	Typenschild	304	SA-240	-	-	-	-



Pos.	Qty. / Menge	Description	Bezeichnung	Material / Werkstoff	Norm	Dimensions / Abmessungen	Cert. / Zgn.	Rules / Regelwerk	Notes / Bemerkungen
2.1	2	Tubesheet	Rohrplatte	Brass	-	-	3.1	-	-
2.2		Fin	Lamelle	Aluminium	-	-	-	-	-
2.3	72	Tube	Rohr	CuNi10	-	-	3.1	-	-
2.4	1	Separator Gasket	Trennstegdichtung	PE1000	-	-	-	-	-
2.5	4	O-Ring	O-Ring	Viton	-	-	-	-	-



		IWS-Monjé Heat Exchangers GmbH Wittener Straße 102 44789 Bochum Germany www.iws-monje.com		Description Beschreibung Inter Cooler	
Drawing No. Zeichnungsnummer 20-EAC-1002-1		ASME VIII Div. 1 UW-33, UW-35, UG-79, UG-80, UG-81 Tolerances in acc. to EN ISO 13920-DH and Scale 1:3			
This drawing and all data contained is exclusive property of IWS-Monjé Heat Exchangers GmbH and must not be disclosed to others without written consent.		Page 3 of 3			