





OWNER:  شرکت سست و پوی توپو ایران (سهامی خاص)	BUSHEHR PETROCHEMICAL COMPANY MEG PLANT						EPC CONTRACTOR:  Chagalesh-Enerchimi-Steam Joint Venture BUPC-MEG PLANT PROJECT		
	MC :  شرکت سست و پوی توپو ایران (سهامی خاص)	FINAL DATA BOOK INDEX FOR RECIPROCATING COMPRESSOR & NITROGEN GAS BOOSTER						 Netherlands	
Project								Area	Phase
Owner Document Number: 17811-19	BU	20	VD	303	DC	INX	0061	Rev.:	Page
								02	1 of 7

FINAL DATA BOOK INDEX FOR RECIPROCATING COMPRESSOR & NITROGEN GAS BOOSTER

Rev	Date	Purpose of Issue	Prepared	Checked	Approved	AC Code
02	03/12/2024	Approved for construction	MC	KP	JR	
01	01/12/2022	For approval	MC	KP	JR	
00	05/07/2022	For approval	MC	KP	JR	
Class: 1	Phase: DE					

Part 1 - Design and Manufacturing Document

#	Document No.	Document Title	Rev. No.	Hyper Link
1	BU-20-VD-303-DC-INX-0061	FINAL DATA BOOK INDEX FOR RECIPROCATING COMPRESSOR & NITROGEN GAS BOOSTER	02	
2	BU-20-VD-303-DC-0001	Vendor Print Index & Schedule (VPS) For Reciprocating Compressors & Nitrogen Gas Booster	04	
3	BU-20-VD-303-PE-LST-0002	SUB VENDOR LIST	04	
4	BU-20-VD-303-PR-DWG-0013	P&ID FOR NITROGEN GAS BOOSTER	10	
5	BU-20-VD-303-PR-LST-0014	UTILITY CONSUMPTION LIST FOR NITROGEN GAS BOOSTER	03	
6	BU-20-VD-303-DSH-0015	CALCULATION & DATA SHEET OF SAFETY VALVE FOR NITROGEN GAS BOOSTER	04	
7	BU-20-VD-303-ME-CAL-0016	AFTER COOLER MECHANICAL STRENGTH CALCULATION FOR NITROGEN GAS BOOSTER	04	
8	BU-20-VD-303-ME-DSH-0017	AFTER COOLER MECHANICAL DATA SHEET FOR NITROGEN GAS BOOSTER	05	
9	BU-20-VD-303-ME-DWG-0018	AFTER COOLER DETAIL DRAWING FOR NITROGEN GAS BOOSTER	03	
10	BU-20-VD-303-ME-DSH-0019	MAIN OIL PUMP MECHANICAL DATA SHEET FOR NITROGEN GAS BOOSTER	03	
11	BU-20-VD-303-ME-DSH-0020	LUBE OIL SYSTEM FILTER MECHANICAL DATA SHEET FOR NITROGEN GAS BOOSTER	03	
12	BU-20-VD-303-EL-DWG-0021	LUBE OIL SYSTEM HEATER DATA SHEET AND DRAWING FOR NITROGEN GAS BOOSTER	04	
13	BU-20-VD-303-ME-DSH-0022	MECHANICAL DATA SHEET FOR NITROGEN GAS BOOSTER	03	
14	BU-20-VD-303-ME-DWG-0023	GENERAL ARRANGEMENT DRAWING FOR NITROGEN GAS BOOSTER	07	
15	BU-20-VD-303-ME-DWG-0024	RECIPROCATING COMPRESSOR DETAIL DRAWING WITH PARTS LIST FOR NITROGEN GAS BOOSTER	07	
16	BU-20-VD-303-ME-LST-0025	LUBRICANT LIST AND MATERIAL SAFETY DATA SHEET	02	
17	BU-20-VD-303-ME-CAL-0026	PULSATION DAMPER MECHANICAL STRENGTH CALCULATION FOR NITROGEN GAS BOOSTER	06	
18	BU-20-VD-303-ME-DSH-0027	PULSATION DAMPER MECHANICAL DATA SHEET FOR NITROGEN GAS BOOSTER	08	
19	BU-20-VD-303-ME-DSH-0028	PULSATION DAMPER MECHANICAL DATA SHEET FOR EMERGENCY INSTRUMENT AIR COMPRESSOR	04	
20	BU-20-VD-303-ME-DWG-0029	ALL EQUIPMENT NAME PLATE DRAWING	03	
21	BU-20-VD-303-PR-DWG-0030	3D MODEL FOR NITROGEN GAS BOOSTER	03	
22	BU-20-VD-303-ME-DSH-0031	DATA SHEET & DRAWINGS FOR STRAINERS FOR NITROGEN GAS BOOSTER	03	
23	BU-20-VD-303-IN-IX-0032	INSTRUMENT INDEX FOR NITROGEN GAS BOOSTER	08	
24	BU-20-VD-303-IN-DWG-0033	INSTRUMENT HOOK UP DRAWING FOR NITROGEN GAS BOOSTER	05	
25	BU-20-VD-303-IN-LST-0034	NO LIST FOR NITROGEN GAS BOOSTER	05	
26	BU-20-VD-303-IN-DIG-0035	LOGIC DIAGRAMS PROGRAM OF UCP - COMPRESSOR SHUTDOWN LOGIC DRAWING FOR NITROGEN GAS BOOSTER	06	
27	BU-20-VD-303-IN-DIG-0036	LOOP DIAGRAM FOR NITROGEN GAS BOOSTER	02	
28	BU-20-VD-303-IN-LST-0037	TRIP & ALARM SETPOINT LIST FOR NITROGEN GAS BOOSTER	06	
29	BU-20-VD-303-IN-DWG-0038	INSTRUMENT CABLE LIST & SCHEDULE FOR NITROGEN GAS BOOSTER	04	
30	BU-20-VD-303-IN-DWG-0039	UCPL/CPJB GENERAL ARRANGEMENT DRAWING & TERMINAL DETAILS FOR NITROGEN GAS BOOSTER INCL. BOM	08	
31	BU-20-VD-303-IN-DSH-0040	INSTRUMENT DATA SHEET FOR NITROGEN GAS BOOSTER	10	
32	BU-20-VD-303-IN-DSH-0041	CALCULATION & DATA SHEET OF CONTROL VALVES / ON-OFF VALVES FOR NITROGEN GAS BOOSTER	06	
33	BU-20-VD-303-PR-LST-0042	CAUSE & EFFECT CHART LIST FOR NITROGEN GAS BOOSTER	04	
34	BU-20-VD-303-IN-DIG-0043	UCPL/CPJB WIRING DIAGRAM FOR NITROGEN GAS BOOSTER	08	
35	BU-20-VD-303-IN-DIG-0044	ARCHITECTURE DIAGRAM FOR NITROGEN GAS BOOSTER	03	
36	BU-20-VD-303-IN-DSH-0045	WORKSTATION DRAWING AND DATA SHEET	03	
37	BU-20-VD-303-PR-DPH-0046	CONTROL PHILOSOPHY FOR NITROGEN GAS BOOSTER	02	
38	BU-20-VD-303-PR-PRC-0047	HAZOP AND SIL STUDY PROCEDURE	01	
39	BU-20-VD-303-EL-LST-0048	ELECTRICAL LOAD LIST FOR NITROGEN GAS BOOSTER	04	
40	BU-20-VD-303-EL-DWG-0049	POWER DISTRIBUTION PANEL FOR NITROGEN GAS BOOSTER	02	
41	BU-20-VD-303-EL-LST-0050	POWER CABLE SCHEDULE & LIST FOR NITROGEN GAS BOOSTER	02	
42	BU-20-VD-303-EL-DSH-0051	COMPRESSOR MOTOR DATA SHEET FOR NITROGEN GAS BOOSTER	06	
43	BU-20-VD-303-EL-DIG-0052	COMPRESSOR MOTOR CURVE FOR NITROGEN GAS BOOSTER	04	
44	BU-20-VD-303-EL-DWG-0053	COMPRESSOR MOTOR CUTLINE DRAWING & TERMINAL BOX WIRING DIAGRAM FOR NITROGEN GAS BOOSTER	04	
45	BU-20-VD-303-ME-LST-0056	SPECIAL TOOLS LIST	02	
46	BU-20-VD-303-IN-LST-0057	MODBUS LIST FOR NITROGEN GAS BOOSTER	03	
47	BU-20-VD-303-EL-DWG-0058	LV DISTRIBUTION PANEL DRAWING FOR NITROGEN GAS BOOSTER	03	
48	BU-20-VD-303-EL-DWG-0059	LV DISTRIBUTION PANEL DRAWING FOR EMERGENCY INSTRUMENT AIR COMPRESSOR	04	
49	BU-20-VD-303-PR-LST-0063	TIE IN POINT LIST	02	
50	BU-20-VD-303-PR-LST-0064	PIPING VALVE LIST	01	
51	BU-20-VD-303-PR-LST-0065	PIPING LINE LIST NITROGEN GAS BOOSTER	07	
52	BU-20-VD-303-PR-DWG-0066	P&ID FOR EMERGENCY INSTRUMENT AIR COMPRESSOR	03	
53	BU-20-VD-303-PR-LST-0067	UTILITY CONSUMPTION LIST FOR EMERGENCY INSTRUMENT AIR COMPRESSOR	03	
54	BU-20-VD-303-IN-DSH-0068	CALCULATION & DATA SHEET OF SAFETY VALVE FOR EMERGENCY INSTRUMENT AIR COMPRESSOR	04	
55	BU-20-VD-303-ME-CAL-0069	AFTER COOLER MECHANICAL STRENGTH CALCULATION FOR EMERGENCY INSTRUMENT AIR COMPRESSOR	04	
56	BU-20-VD-303-ME-DSH-0070	AFTER COOLER MECHANICAL DATA SHEET FOR EMERGENCY INSTRUMENT AIR COMPRESSOR	03	
57	BU-20-VD-303-ME-DSH-0071	AFTER COOLER DETAIL DRAWING FOR EMERGENCY INSTRUMENT AIR COMPRESSOR	03	
58	BU-20-VD-303-ME-DSH-0072	MAIN OIL PUMP MECHANICAL DATA SHEET FOR EMERGENCY INSTRUMENT AIR COMPRESSOR	03	
59	BU-20-VD-303-ME-DSH-0073	LUBE OIL SYSTEM FILTER MECHANICAL DATA SHEET FOR EMERGENCY INSTRUMENT AIR COMPRESSOR	03	
60	BU-20-VD-303-EL-DWG-0074	LUBE OIL SYSTEM HEATER DATA SHEET AND DRAWING FOR EMERGENCY INSTRUMENT AIR COMPRESSOR	03	
61	BU-20-VD-303-ME-DSH-0075	MECHANICAL DATA SHEET FOR EMERGENCY INSTRUMENT AIR COMPRESSOR	06	
62	BU-20-VD-303-ME-DWG-0076	GENERAL ARRANGEMENT DRAWING FOR EMERGENCY INSTRUMENT AIR COMPRESSOR	08	
63	BU-20-VD-303-ME-DWG-0077	PULSATION DAMPER MECHANICAL STRENGTH CALCULATION FOR EMERGENCY INSTRUMENT AIR COMPRESSOR	03	
64	BU-20-VD-303-ME-CAL-0078	PULSATION DAMPER MECHANICAL DATA SHEET FOR EMERGENCY INSTRUMENT AIR COMPRESSOR	03	
65	BU-20-VD-303-ME-DWG-0079	PULSATION DAMPER DETAIL DRAWING FOR NITROGEN GAS BOOSTER	07	
66	BU-20-VD-303-ME-DWG-0080	PULSATION DAMPER DETAIL DRAWING FOR EMERGENCY INSTRUMENT AIR COMPRESSOR	06	
67	BU-20-VD-303-PR-DWG-0081	LOGIC DIAGRAMS PROGRAM OF UCP - COMPRESSOR SHUTDOWN LOGIC DRAWING FOR EMERGENCY INSTRUMENT AIR COMPRESSOR	06	
68	BU-20-VD-303-ME-DSH-0082	DATA SHEET & DRAWINGS FOR STRAINERS FOR EMERGENCY INSTRUMENT AIR COMPRESSOR	02	
69	BU-20-VD-303-IN-IX-0083	INSTRUMENT INDEX FOR EMERGENCY INSTRUMENT AIR COMPRESSOR	05	
70	BU-20-VD-303-IN-LST-0084	NO LIST FOR EMERGENCY INSTRUMENT AIR COMPRESSOR	06	
71	BU-20-VD-303-IN-DIG-0085	LOGIC DIAGRAMS PROGRAM OF UCP - COMPRESSOR SHUTDOWN LOGIC DRAWING FOR EMERGENCY INSTRUMENT AIR COMPRESSOR	06	
72	BU-20-VD-303-IN-DIG-0086	LOOP DIAGRAM FOR EMERGENCY INSTRUMENT AIR COMPRESSOR	02	
73	BU-20-VD-303-IN-LST-0087	TRIP & ALARM SETPOINT LIST FOR EMERGENCY INSTRUMENT AIR COMPRESSOR	02	
74	BU-20-VD-303-IN-LST-0088	INSTRUMENT CABLE LIST & SCHEDULE FOR EMERGENCY INSTRUMENT AIR COMPRESSOR	03	
75	BU-20-VD-303-IN-DWG-0089	INSTRUMENT HOOK UP DRAWING FOR EMERGENCY INSTRUMENT AIR COMPRESSOR	03	
76	BU-20-VD-303-IN-DSH-0090	INSTRUMENT DATA SHEET FOR EMERGENCY INSTRUMENT AIR COMPRESSOR	10	
77	BU-20-VD-303-IN-DSH-0091	CALCULATION & DATA SHEET OF CONTROL VALVES / ON-OFF VALVES FOR EMERGENCY INSTRUMENT AIR COMPRESSOR	07	
78	BU-20-VD-303-PR-LST-0092	CAUSE & EFFECT CHART LIST FOR EMERGENCY INSTRUMENT AIR COMPRESSOR	02	
79	BU-20-VD-303-IN-DIG-0093	LOGIC DIAGRAMS PROGRAM FOR EMERGENCY INSTRUMENT AIR COMPRESSOR	06	
80	BU-20-VD-303-IN-DIG-0094	ARCHITECTURE DIAGRAM FOR EMERGENCY INSTRUMENT AIR COMPRESSOR	03	
81	BU-20-VD-303-PR-DPH-0095	CONTROL PHILOSOPHY FOR EMERGENCY INSTRUMENT AIR COMPRESSOR	02	
82	BU-20-VD-303-EL-LST-0096	ELECTRICAL LOAD LIST FOR EMERGENCY INSTRUMENT AIR COMPRESSOR	04	
83	BU-20-VD-303-EL-DWG-0097	SINGLE LINE DIAGRAM FOR POWER DISTRIBUTION PANEL FOR EMERGENCY INSTRUMENT AIR COMPRESSOR	06	
84	BU-20-VD-303-EL-LST-0098	POWER CABLE SCHEDULE & LIST FOR EMERGENCY INSTRUMENT AIR COMPRESSOR	02	
85	BU-20-VD-303-EL-DSH-0099	COMPRESSOR MOTOR DATA SHEET FOR EMERGENCY INSTRUMENT AIR COMPRESSOR	06	
86	BU-20-VD-303-EL-DIG-0100	COMPRESSOR MOTOR CURVE FOR EMERGENCY INSTRUMENT AIR COMPRESSOR	02	
87	BU-20-VD-303-EL-DWG-0101	COMPRESSOR MOTOR CUTLINE DRAWING & TERMINAL BOX WIRING DIAGRAM FOR EMERGENCY INSTRUMENT AIR COMPRESSOR	02	
88	BU-20-VD-303-IN-LST-0102	MODBUS LIST FOR EMERGENCY INSTRUMENT AIR COMPRESSOR	02	
89	BU-20-VD-303-IN-DWG-0103	INSTRUMENT HOOK UP DRAWING FOR EMERGENCY INSTRUMENT AIR COMPRESSOR	04	
90	BU-20-VD-303-PR-LST-0104	PIPING LINE LIST FOR EMERGENCY INSTRUMENT AIR COMPRESSOR	01	
91	BU-20-VD-303-IN-REP-0105	HAZOP REPORT	01	
92				

Part 2 - Operating and Maintenance Data

#	Document No.	Document Title	Rev. No.	Hyper Link
1	BU-20-VD-303-PE-PRC-0008	PACKING MARKING SHIPPING AND PRESERVATION PROCEDURE	04	
2	BU-20-VD-303-PDR-0010	SURFACE PREPARATION & PAINTING PROCEDURE	05	
3	BU-20-VD-303-ME-MNL-0012	INSTALLATION, OPERATION & MAINTENANCE MANUAL	01	
4	BU-20-VD-303-ME-LST-0054	TWO YEARS SPARE PART LIST IN SPUR FORMAT	08	
5	BU-20-VD-303-ME-LST-0055	COMMISSIONING AND START-UP SPARE PART LIST IN SPUR FORMAT	05	
6	NA	Safety precautions	NA	
7	NA	Nitrogen gas booster compressor	NA	
8	NA	Emergency instrument air compressor	NA	
9	NA	Main motor	NA	
10	NA	Inter / After cooler	NA	
11	NA	Differential pressure gauge	NA	
12	NA	Pressure gauge	NA	
13	NA	Temperature gauge	NA	
14	NA	Thermowell	NA	
15	NA	Pressure transmitter	NA	
16	NA	Temperature transmitter	NA	
17	NA	Flow transmitter	NA	
18	NA	Vibration transmitter	NA	
19	NA	Solenoid valve	NA	
20	NA	Y-strainer	NA	
21	NA	Hand ball valve	NA	
22	NA	Pneumatic actuated valve	NA	
23	NA	Hand globe valve	NA	
24	NA	Pressure reducing valve	NA	
25	NA	Pressure control valve	NA	
26	NA	Check valve	NA	
27	NA	Check valve	NA	
28	NA	Overall spare parts list with cross sectional drawings	NA	
29	NA	Troubleshooting	NA	
30	NA	Preventive maintenance chart	NA	
31	NA	Logbook	NA	
32	NA	Plant manager liability list	NA	

Part 3 – Manufacturer's Data Report				
#	Document No.	Document Title	Rev. No.	Hyper Link
1	BU-20-VD-303-QC-ITP-0005	Inspection and Test Plan (ITP) for Reciprocating Compressor-MEG-303	05	
2	BU-20-VD-303-QC-PRC-0006	HYDROSTATIC/ PNEUMATIC TEST PROCEDURE	01	
3	BU-20-VD-303-QC-PRC-0007	NDE PROCEDURE	04	
4	BU-20-VD-303-QC-PRC-0009	COMPRESSOR FAT TEST PROCEDURE	03	
5	BU-20-VD-303-QC-WPS-0011	W. P. S & P. Q. R.	01	
6	BU-20-VD-303-QC-REP-0105	RII REPORT	02	
7	NA	Approve Packing List	NA	
8	NA	Inspection Release Note	NA	
9	NA	Inspection Report & MOM	NA	
10	NA	Hydrostatic Test / Pneumatic Test Report	NA	
11	NA	Compressor FAT Test Report	NA	
Skid				
39	NA	Material Certificates	NA	
40	NA	NDT Reports	NA	
41	NA	Dimensional check report	NA	
42	NA	Coating report	NA	
43	NA	Welding	NA	
Piping				
44	NA	Material Certificates	NA	
45	NA	NDT reports	NA	
46	NA	Hydrostatic test certificates	NA	
47	NA	Dimensional check report	NA	
48	NA	Coating report	NA	
49	NA	Welding	NA	
Flue Gas Damper				
50	NA	Material Certificates	NA	
51	NA	NDT reports	NA	
52	NA	Hydrostatic test certificates	NA	
53	NA	Dimensional check report	NA	
54	NA	Coating report	NA	
55	NA	Welding	NA	
After cooler				
56	NA	Material Certificates	NA	
57	NA	NDT reports	NA	
58	NA	Hydrostatic test certificates	NA	
59	NA	Dimensional check report	NA	
60	NA	Coating report	NA	
61	NA	Welding	NA	
Compressor				
62	NA	Material Certificates	NA	
63	NA	Hydrostatic test certificates	NA	
64	NA	Gas Leak test	NA	
65	NA	Dimensional check report	NA	
66	NA	Coating report	NA	
67	NA	Other	NA	
Main motor				
68	NA	Dimensional check report	NA	
69	NA	Type test	NA	
70	NA	Coating report	NA	
71	NA	Other	NA	
Instrumentation and valves				
72	NA	Material Certificates	NA	
73	NA	Calibration certificates	NA	
74	NA	Hydrotest reports	NA	
75	NA	Other	NA	
General				
76	NA	Weight data sheet	NA	
77	NA	Certificate of compliance	NA	
78	NA	Noise test certificate	NA	
79	NA	Paint report	NA	
80	NA	Included spare parts	NA	
81	NA	Functional / performance test results	NA	
82	NA	Signed quality test & inspection plan	NA	